

SKB R-04-77

ISSN 1402-3091

ID 2099291

December 2004

Updated 2025-11

Correlation of Posiva Flow Log anomalies to core mapped features in Forsmark (KFM01A to KFM05A)

Ingela Forsman, Miriam Zetterlund
Ingvar Rhén, SWECO VIAK

Keywords: Forsmark, Hydrogeology, Hydraulic tests, Difference flow measurements, Fractures, Crush, PFL flow anomalies.

This report concerns a study which was conducted for Svensk Kärnbränslehantering AB (SKB). The conclusions and viewpoints presented in the report are those of the author. SKB may draw modified conclusions, based on additional literature sources and/or expert opinions.

This report is published on www.skb.se

© 2026 Svensk Kärnbränslehantering AB

Update notice

The original report, dated December 2004, was found to contain factual errors which have been corrected in this updated version. The corrected factual errors are presented below.

Update notice 2025-11

The original report, dated December 2004, was found to contain factual errors which have been corrected in this updated version. The corrected factual errors are presented below.

The PFL anomaly numbering has been updated according to

To anomalies number 19 to 31 have been added 1, so they are now numbered 20 to 32

To anomalies number 32 to 52 have been added 3, so they are now numbered 35 to 55.

The original report, dated December 2004, was found to contain editorial errors which have been corrected in this updated version.

Abstract

The difference flow logging and core mapping with the Boremap system in the core drilled boreholes KFM01A, KFM02A, KFM03A, KFM04A and KFM05A at Forsmark were conducted during 2003 and 2004. These data have been used to identify individual geological mapped features as fractures or crush that corresponds to flow anomalies identified with the Posiva Flow Log/Difference Flow (PFL) method.

The results are presented in this report and have also been delivered as a database to SKB. A few general results are show in Table 1. In several cases a flow anomaly can be connected to several fractures if they are close to the anomaly. In most of these cases, it may be one of the interpreted fractures, some of them or all of them, that correspond to the anomaly.

Table 1. Flow anomalies in KFM01A, KFM02A, KFM03A, KFM04A and KFM05A.

Object	KFM01A	KFM02A	KFM03A	KFM04A	KFM05A
Total No of PFL anomalies	34	125	52	71	27
No of PFL anomalies mapped as "Certain"	13	100	34	50	21
No of Geological features identified with distance < 0.2 m from PFL anomaly	76	185	110	195	80
No of Geological features identified with distance 0.2–0.4 m from PFL anomaly	5	7	2	9	0
No of Geological features identified with distance 0.4–0.5 m from PFL anomaly	0	3	0	1	0
No of Geological features identified with distance > 0.5 m from PFL anomaly	0	3	2	1	0
No of PFL anomalies not correlated to open fractures	0	14	8	1	2
Number of sealed fractures (broken/unbroken) within a distance of 1 dm from PFL anomalies not correlated to open fractures	0/0	29/1	10/2	1/0	4/0

Sammanfattning

Flödesmätningar samt kartering med Boremap-systemet i kärnborrhålen KFM01A, KFM02A, KFM03A, KFM04A och KFM05A vid Forsmark utfördes under 2003 och 2004. Dessa data har använts för att identifiera individuella geologiska registrerade fenomen såsom sprickor och krosszoner, vilka svarar mot de flödesanomalier som identifierats med metoden Posiva Flow Log/Difference Flow (PFL).

Resultaten presenteras i denna rapport och har också levererats i databasformat till SKB. En översiktlig sammanställning av utvalda resultat finns i Tabell 1. I flera fall har en flödesanomali kunnat kopplas samman med ett flertal sprickor förutsatt att dessa ligger nära anomalin. Flödesanomalin kan i de flesta av fallen sannolikt förklaras med en, flera eller alla de sprickor som har tolkats svarar mot anomalin.

Tabell 1. Flödesanomalier i KFM01A, KFM02A, KFM03A, KFM04A och KFM05A.

Objekt	KFM01A	KFM02A	KFM03A	KFM04A	KFM05A
Totalt antal PFL anomalier	34	125	52	71	27
Antal PFL anomalier tolkade som "säkra"	13	100	34	50	21
Antal geologiska objekt som identifierats inom ett avstånd av < 0.2 m från en PFL anomali	76	185	110	195	80
Antal geologiska objekt som identifierats inom ett avstånd av 0.2–0.4 m från en PFL anomali	5	7	2	9	0
Antal geologiska objekt som identifierats inom ett avstånd av 0.4–0.5 m från en PFL anomali	0	3	0	1	0
Antal geologiska objekt som identifierats inom ett avstånd av > 0.5 m från en PFL anomali	0	3	2	1	0
Antal PFL anomalier som inte kan korreleras till öppna sprickor	0	14	8	1	2
Antal slutna sprickor (broken/unbroken) inom ett avstånd av 1 dm från PFL anomalier som inte kan korreleras till öppna sprickor	0/0	29/1	10/2	1/0	4/0

Contents

1	Introduction	7
2	Objective and scope	9
3	Methodology	11
3.1	Boremap data	11
3.2	PFL data	11
3.2.1	Position in the borehole of the flow anomaly	11
3.2.2	Flow anomaly uncertainty	12
3.3	Correlation of Boremap data and PFL anomalies	12
3.4	Example of data presentation	13
3.4.1	Flow indication confidence levels for open fractures (PFL confidence)	13
3.4.2	Confidence level open fractures	14
4	KFM01A	17
5	KFM02A	19
6	KFM03A	21
7	KFM04A	23
8	KFM05A	25
9	References	27
Appendix 1	KFM01A	29
	KFM01A – BIPS images	68
Appendix 2	KFM02A	97
	KFM02A – BIPS images	132
Appendix 3	KFM03A	211
	KFM03A – BIPS images	250
Appendix 4	KFM04A	291
	KFM04A – BIPS images	327
Appendix 5	KFM05A	389
	KFM05A – BIPS images	424

1 Introduction

The difference flow logging and core mapping with the Boremap system in the core drilled boreholes KFM01A, KFM02A, KFM03A, KFM04A and KFM05A at Forsmark were conducted during 2003 and 2004. The location of the boreholes within the Forsmark area is shown in Figure 1-1.

The results from the Posiva Flow Log/Difference Flow (PFL) method were reported in /Rouhianien and Pöllänen, 2003, 2004a, 2004b/, /Pöllänen and Sokolnicki, 2004/, /Rouhianien et al. 2004/ and /Pöllänen et al. 2004/. Data from the PFL, Boremapping and BIPS images were received from the SICADA database.

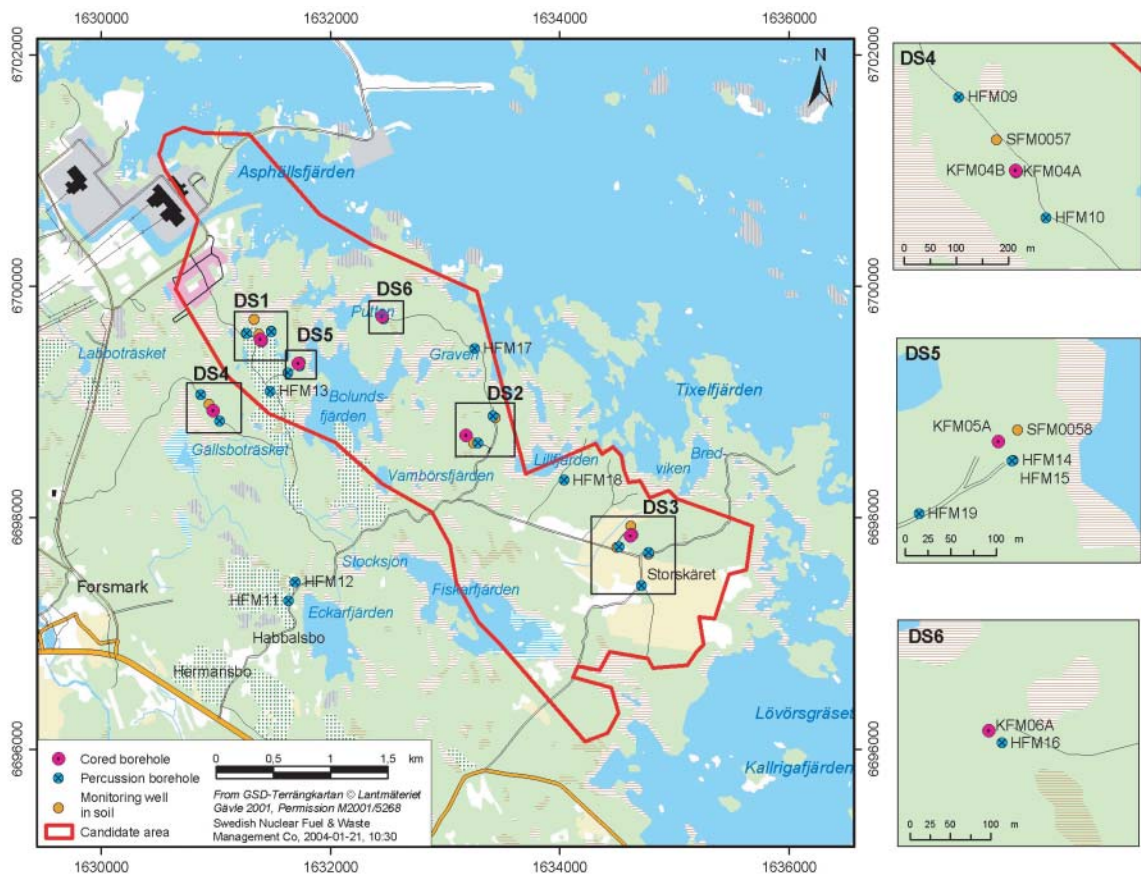


Figure 1-1. Location of drill sites DS1–6 at Forsmark. For drill sites DS4–6 detailed maps of all boreholes within the sites are shown. KFM01A is located at DS1, KFM02A is located at DS2 and KFM03A is located at DS3.

2 Objective and scope

The main objective for the work was to identify which geological features mapped as fractures or crush that correspond to flow anomalies identified with the Posiva Flow Log/Difference Flow (PFL) method.

The identification of these geological features was made in five cored boreholes KFM01A, KFM02A, KFM03A, KFM04A and KFM05A at Forsmark. For features from 0–100 m, data from KFM01B and KFM03B respectively was used to just plot the geology. No PFL data are available for those boreholes.

The results are presented in this report and have also been delivered as a database to SKB (indicated as “data base” in text below). Data files from Boremap including mapped fractures and crush zones were complimented with the PFL-flow anomaly interpretation as well as Rock Domains (RD), Deformation Zones (DZ), Rock Units (RU) (DZ and RU from the geological single hole interpretation), and rock type (from the Boremap file “rock”).

3 Methodology

Hydraulically conductive features have been correlated to mapped geological features; below the interpretation methodology is described.

Data used:

- 1) Boremap data,
- 2) BIPS images with BDT-files showing mapped features as fractures, foliation etc and
- 3) Interpretation of Posiva Flow Log (PFL) anomalies from the overlapping measurements.

3.1 Boremap data

During drilling, marks are made in the borehole wall approximately every 50 m. These marks are used to make length correction of borehole logging and borehole mapping made. A caliper tool is used to get a reference for the length correction.

The Boremap data of geological features in SICADA that have been length corrected are described in the BDT file with the same length correction. The image of the borehole wall from the BIPS-file may deviate cm-dm from the trace shown with the BDT-file due to that linear correction is made between the drilling marks. In the figures and tables below it is always the corrected length of the BDT-trace that is compared to the PFL flow anomaly.

It should be noted that the features seen in the BIPS image with traces according to BDT-file correspond to fractures, rock contacts etc and there is no indication on the lines of which type of object that is shown (unfortunately).

Each mapped fracture is first documented as “Broken” or “Unbroken” – that is how it is found in the core. Each fracture is then classified as “Sealed”, “Open” or “Partly open” and with a judgement of how certain the geologist of this classification: “Certain”, “Probable” and Possible”.

3.2 PFL data

3.2.1 Position in the borehole of the flow anomaly

The PFL data and corrections made are in detail described in /Rouhianien and Pöllänen, 2003, 2004a, 2004b/, /Pöllänen and Sokolnicki, 2004; Rouhianien et al. 2004/ and /Pöllänen et al. 2004/. The uncertainties are described in detail in /Rouhianien and Pöllänen, 2004b/.

Accurate length scale of measurements is difficult to achieve in long boreholes. The main cause of inaccuracy is stretching of the logging cable. The stretching depends on the tension of the cable that in turn depends, among other things, on the inclination of the borehole and on friction of the borehole wall. The cable tension is higher when the borehole is measured upward. The cables, especially new cables, may also stretch out permanently.

The length marks in the borehole wall are detected with the SKB caliper tool. The length scale is firstly corrected according to the length marks. Single point resistance (SPR) is also recorded simultaneously with the caliper logging. Since SPR is recorded during all measurements, all flow measurement sequences can then be length corrected by synchronising the SPR results with the original caliper/SPR measurement.

In spite of the length correction described above, there are still length errors due to following reasons:

- 1) The test interval in flow measurements is 0.1 m in overlapping mode. This could cause a maximum error of ± 0.05 m.
- 2) The length of the test section is not exact. The specified section length denotes the distance between the nearest upper and lower rubber disks. Effectively, the section length can be larger. At the upper end of the test section there are four rubber disks. The distance between these is 5 cm. This will cause rounded flow anomalies, there may be detected flow already when a fracture is between the upper rubber disks. These phenomena can only be seen with short step length (0.1 m). This could cause an error of ± 0.05 m.
- 3) Corrections between the length marks can be other than linear. This could cause error ± 0.1 m in the caliper/SPR measurement.
- 4) SPR curves may be imperfectly synchronized. This could cause error ± 0.1 m

In the worst case, the errors of points 1, 2, 3 and 4 are summed up. Then the total estimated error between the length marks would be ± 0.3 m.

Near the length marks the situation is slightly better. In the worst case, the errors of points 1, 2, and 4 are summed up. Then the total estimated error near the length marks would be ± 0.2 m.

Accurate location is important when different measurements are compared, for instance if the flow logging and borehole TV are compared. In that case the situation may not be as severe as the worst case above since part of the length errors is systematic and the length error is nearly constant in fractures near each other. However, the error of point 1 is of random type.

Fractures nearly parallel with the borehole may also be problematic. Fracture location may be difficult to accurately define in such cases.

3.2.2 Flow anomaly uncertainty

The existence of a flow anomaly is sometimes uncertain and in such a case it is marked as "uncertain" in the database.

3.3 Correlation of Boremap data and PFL anomalies

Assumptions:

- As a first assumption all open and partly open fractures as well as crush zones are assumed to be possible flowing features.

- It is assumed that the precision of the position (L) in the borehole of the PFL- anomaly is not on the dm level. If an open, partly open fracture or crush zone is within ± 0.5 m of a PFL-anomaly it is assumed that it can correspond to the PFL-anomaly (in a few cases larger differences have been accepted). The nearest distance in dm from the fractures trace (a sinus-shaped line) on the borehole wall to depth L is judged and documented in the database (PFL-anom. Confidence) and the actual deviation (Deviation fr. L (+ downwards, dm)) of the open, partly open fractures or crush zones from L, defined positive if the fracture is below (higher value) L.
- A few *sealed fractures* have been indicated as possible flowing features if the core has been broken (with a few exceptions) AND adjusted secup (Boremap) \approx L (Borehole length) for the PFL anomaly AND that no open fracture was < 0.6 m from L OR that the nearest open fracture is positioned closer than 0.6 m but very well matches another anomaly. When interpreting these broken/sealed fractures, only the ones located ± 0.1 m from the anomaly have been mapped. These fractures are considered to be very uncertain and may be excluded from the analysis.
- Occasionally, several *open fractures* are within ± 0.1 – 0.2 m of L for the PFL-anomaly, and it is judged that one or all of them may be flowing features. If “FRACT_INTERPRET” is used in the database, the “Certain, Probable, Possible” can be used to examine if one may be more likely to be the flowing feature. In a few cases, the mapped open fractures are so close (< 1 cm) that possibly one could consider them as one fracture. In some cases where open fractures have been identified within ± 0.1 – 0.2 m of L, there may be more open fractures at a distance 0.2–0.5 m which is not included in the database as possible flowing features.
- In a few cases several PFL anomalies may be connected to a single geological feature, generally a crush zone but sometimes also an open fracture.
- In KFM02A there are several intervals of porous granite where the PFL-anomalies do not match the mapped fractures. The anomalies are given once per metre and not at a specific fracture. In some cases though, open transmissive fractures have been identified.

3.4 Example of data presentation

In Figure 3-1 an example is shown of how parts of the results are presented. Below some comments are made of how to interpret the figure.

3.4.1 Flow indication confidence levels for open fractures (PFL confidence)

The classification of “flow indication open fractures”, or the PFL confidence, is defined as the distance between the anomaly and the interpreted fracture. That is, if the anomaly has a flow indication in class 1, the interpreted fracture is within 1 dm from the anomaly. In the same way, the anomaly has the flow indication class 2, if the interpreted fracture is within 2 dm from the anomaly. Four classes have been defined;

Class 1	0–1 dm
Class 2	1–2 dm
Class 3	2–3 dm
Class 4	3–4 dm

This classification is used in the figures in this report. In the database, only the numbers (1–4) are used to describe the PFL confidence.

Anomalies with PFL confidence > 4 are rare and considered to be non-significant. Therefore, they are not plotted in the diagrams.

3.4.2 Confidence level open fractures

The confidence level for open fractures describes the certainty with which the fracture is interpreted. In this report, three levels of confidence in the SICADA data base are used;

Level 1	Certain
Level 2	Probable
Level 3	Possible

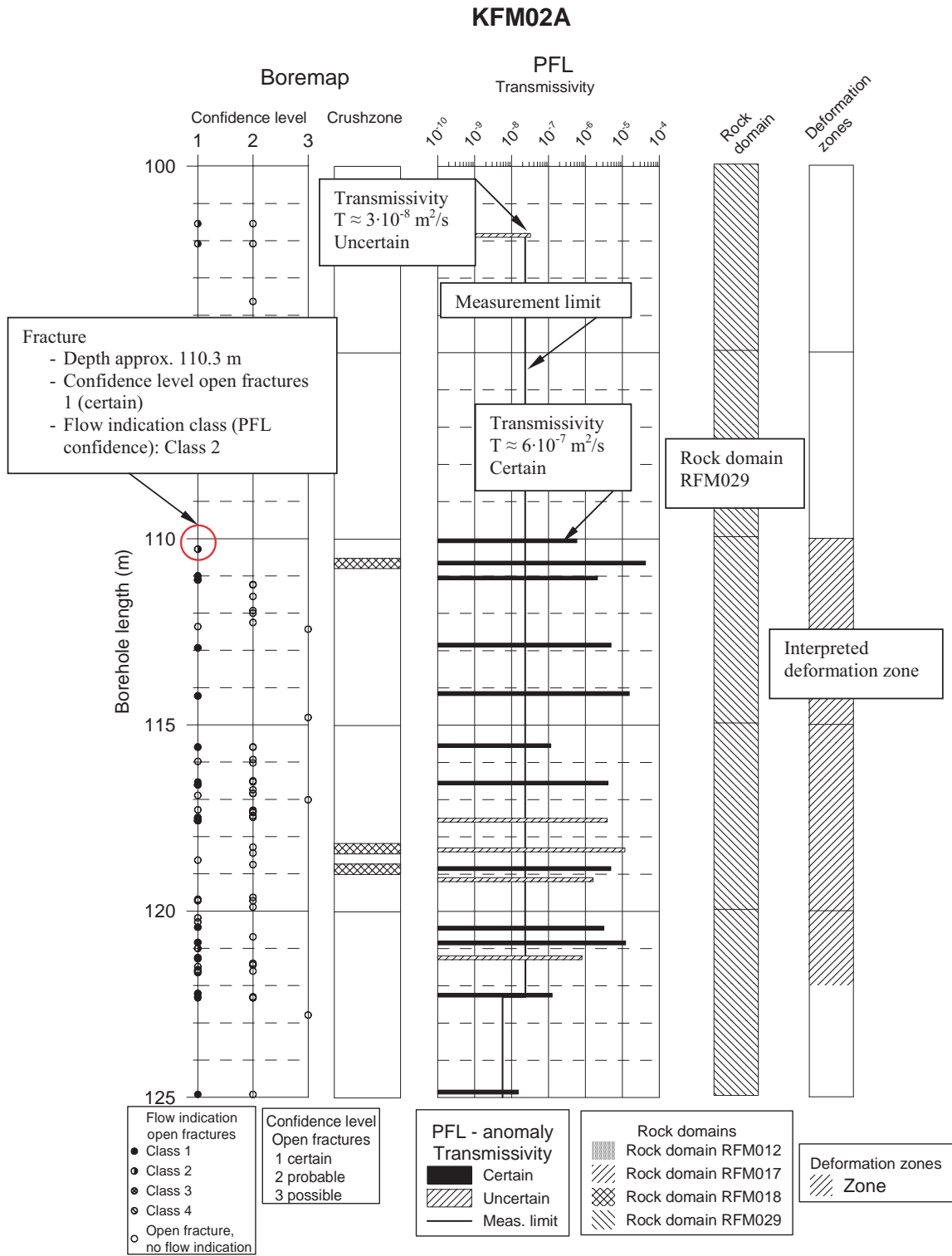


Figure 3-1. Example of a diagram including an overview of the interpretation of the flow anomalies and mapped open fractures.

4 KFM01A

The borehole included 34 PFL-anomalies. In some anomalies there is a cluster of identified open fractures (up to six different fractures within ± 0.2 m from the anomaly), and it is therefore very hard to determine a certain fracture as conductive.

It should be noted that fractures and crush zones recorded at depths from 0 to 100 m have been taken from borehole *KFM01B*. The fractures and crush zones are displayed in Figure 4-1. This has been done to show the properties of the rocks near the surface since this information cannot be taken from KFM01A.

In one case, a single open fracture may have influence on two anomalies (no 10 and 11) due to its high amplitude (fracture trace on the borehole wall seen in the BIPS file). This is noted specifically in the report and data file.

Number of fractures in a distance of 0–2 dm from anomaly	76
Number of fractures in a distance of 2–4 dm from anomaly	5
Number of fractures in a distance of 4–5 dm from anomaly	0
Number of fractures in a distance longer than 5 dm from anomaly	0
Number of PFL anomalies not correlated to open fractures	0
Number of sealed fractures (broken/unbroken) in a distance of 1 dm from PFL anomalies not correlated to open fractures	0/0

An overview of the interpretation of the flow anomalies and mapped open fractures are shown in Figure 4-1. Details are shown in Appendix 1. Flow anomalies identified as sealed fractures have not been included in the figure and in Appendix 1.

KFM01 A

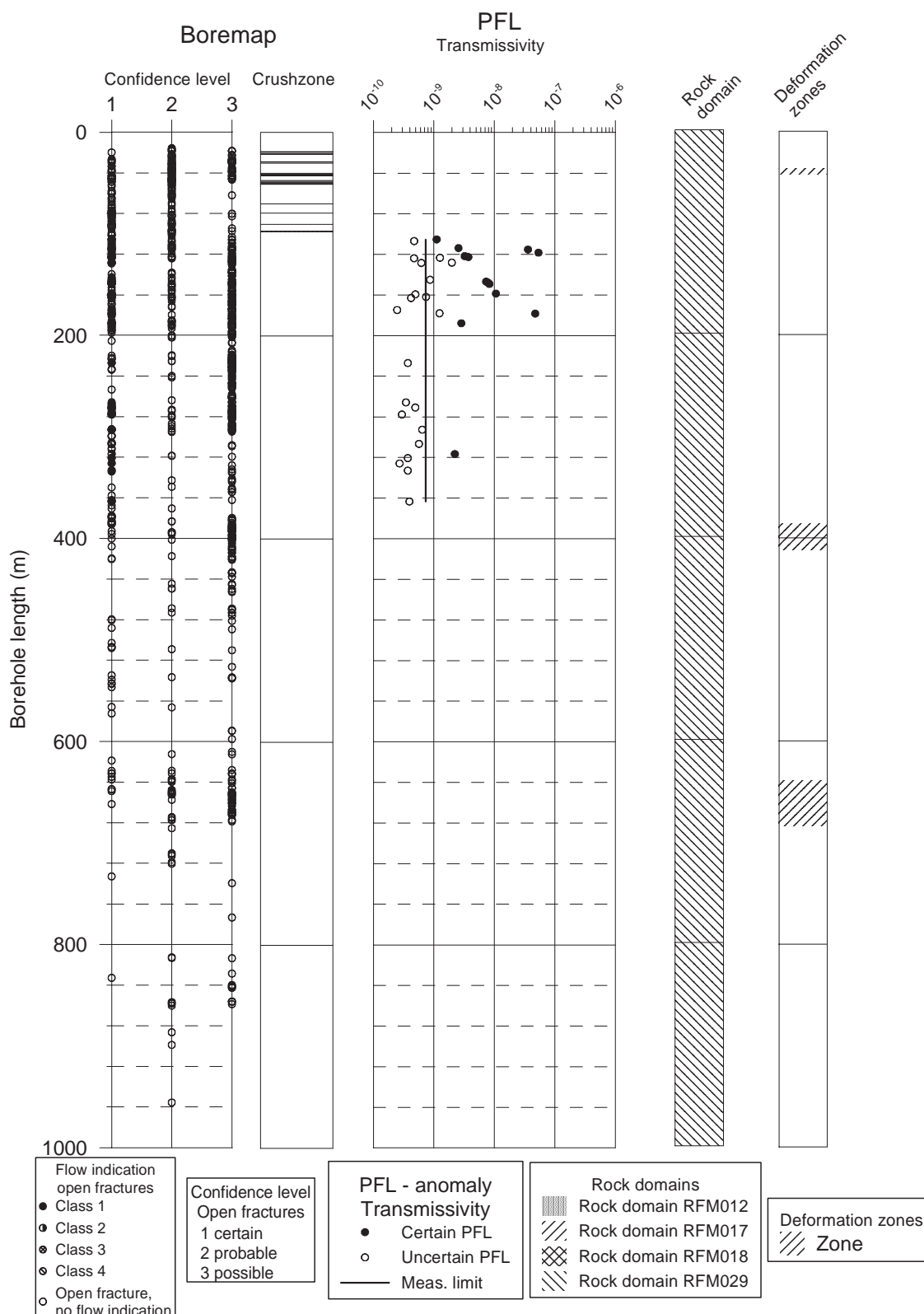


Figure 4-1. Correlation of hydraulic features, based on PFL-overlapping measurements, to mapped open/partly open fractures (all plotted as open fractures above) or crush zones. Interpreted deformation zones (mainly brittle or ductile) and Rock Domains shown to the right. Fractures with PFL confidence (flow indication class above) > 4 are not plotted.

5 KFM02A

The borehole included 125 PFL-anomalies. In this borehole a majority of the anomalies may be caused by more than one fracture. The BIPS-picture is well correlated with the BDT-data except for in the very beginning of the borehole; one of the fractures corresponding to anomaly no 1 seems to be located within the casing.

The PFL-anomalies of KFM02A were harder to evaluate than for the other KFM-boreholes. The occurrence of porous granite, mainly between approximately 273 and 291 m, has made the interpretation of fractures somewhat difficult for anomalies 47 through 65. In this section, a few open fractures have been mapped but altogether the influence of the porous granite must be seen as the main reason for the flow.

For 14 of the PFL-anomalies in KFM02A, *sealed* fractures have been used to explain the flow (anomalies no 18, 27, 28, 31, 33, 38, 43, 85, 92, 94, 95, 100, 103 and 115). Out of these 30 fractures, 29 are mapped as “broken” and one as “unbroken”. All of them are mapped as “probable”, which means that there is a possibility that they really are open and can support a flow. In most of these cases, the nearest open fractures have been located at least 0.6 m from the anomaly (varies between 0.3 and 0.8 m). If the nearest open fracture happens to match another anomaly, a broken/sealed fracture has in some cases been used, although the open fracture occurs closer than 0.6 m. When interpreting these broken/sealed fractures, only the ones located +/- 0.1 m from the anomaly have been mapped.

It should be noted that 12 of the 14 anomalies described above are considered to be “certain” according to the PFL-confidence (no 27, 28, 31, 33, 38, 43, 85, 92, 95, 100, 103 and 115). Two of them (no 33 and 38) are located within the section of porous granite mentioned above. Probably the two PFL-anomalies considered “uncertain” and where no open fractures can be found to match them (no 18 and 94), should be excluded in the analysis. The 12 “certain” should *possibly* be included in the analysis.

In one case, a single open fracture may have influence on two anomalies (no 89 and 90) due to its high amplitude. This is noted specifically in the Appendix 2b and data file.

In borehole sections mapped as crush zones, no fractures mapped as open have been identified.

Number of fractures in a distance of 0–2 dm from anomaly	185
Number of fractures in a distance of 2–4 dm from anomaly	7
Number of fractures in a distance of 4–5 dm from anomaly	3
Number of fractures in a distance longer than 5 dm from anomaly	3
Number of PFL anomalies not correlated to open fractures	14
Number of sealed fractures (broken/unbroken) in a distance of 1 dm from PFL anomalies not correlated to open fractures	29/1

An overview of the interpretation of the flow anomalies and mapped open fractures are shown in Figure 5-1. Details are shown in Appendix 2. Flow anomalies identified as sealed fractures have not been included in the figure and in Appendix 2.




Figure 5-1. Correlation of hydraulic features, based on PFL-overlapping measurements, to mapped open/partly open fractures (all plotted as open fractures above) or crush zones. Interpreted deformation zones (mainly brittle or ductile) and Rock Domains shown to the right. Fractures with PFL confidence (flow indication class above) > 4 are not plotted.

6 KFM03A

This borehole included 52 PFL-anomalies, and for most of them it was not possible to determine only one single corresponding fracture. The evaluation of this borehole has been easier than for the other KFM boreholes due to good correspondence between BIPS/BDT, borehole data and the position of the PFL-anomalies.

It should be noted that fractures and crush zones recorded at depths from 0 to 100 m have been taken from borehole *KFM03B*.

In one case, a single open fracture may have influence on two anomalies (no 51 and 52); this is noted specifically in the Appendix 3b and data file.

For eight of the PFL-anomalies in KFM03A, *sealed* fractures have been chosen to match the anomalies (no 2, 8, 9, 11, 31, 35, 37 and 50). Out of these 12 fractures, 10 are mapped as “broken” and 2 as “unbroken”. Both of the sealed/unbroken fractures correspond to anomaly no 35. All the 12 sealed fractures are mapped as “probable”, which means that there is a possibility that they really are open and can support a flow.

Two of these anomalies are extremes in this context. Anomaly no 8 is situated more than 10 m from the nearest mapped open fracture; the corresponding distance for anomaly no 9 is almost 6 m. The distance from anomaly no 8 to the nearest sealed fracture that is broken (and hence only probably sealed), is almost 1 m. For anomaly no 9 this distance is more than 2 m. Both these flow anomalies are “uncertain”.

It should be noted that only three of the eight anomalies described above (no 2, 31 and 35) are considered to be “certain” according to the PFL-confidence. Probably the PFL-anomalies considered “uncertain”, and where no open fractures can be found to match them, should be excluded in the analysis. The three “certain” should possibly be included in the analysis.

In borehole sections mapped as crush zones, no fractures mapped as open have been identified.

Number of fractures in a distance of 0–2 dm from anomaly	110
Number of fractures in a distance of 2–4 dm from anomaly	2
Number of fractures in a distance of 4–5 dm from anomaly	0
Number of fractures in a distance longer than 5 dm from anomaly	2
Number of PFL anomalies not correlated to open fractures	8
Number of sealed fractures (broken/unbroken) in a distance of 1 dm from PFL anomalies not correlated to open fractures	10/2

An overview of the interpretation of the flow anomalies and mapped open fractures are shown in Figure 6-1. Details are shown in Appendix 3. Flow anomalies identified as sealed fractures have not been included in the figure and in Appendix 3.

KFM03A

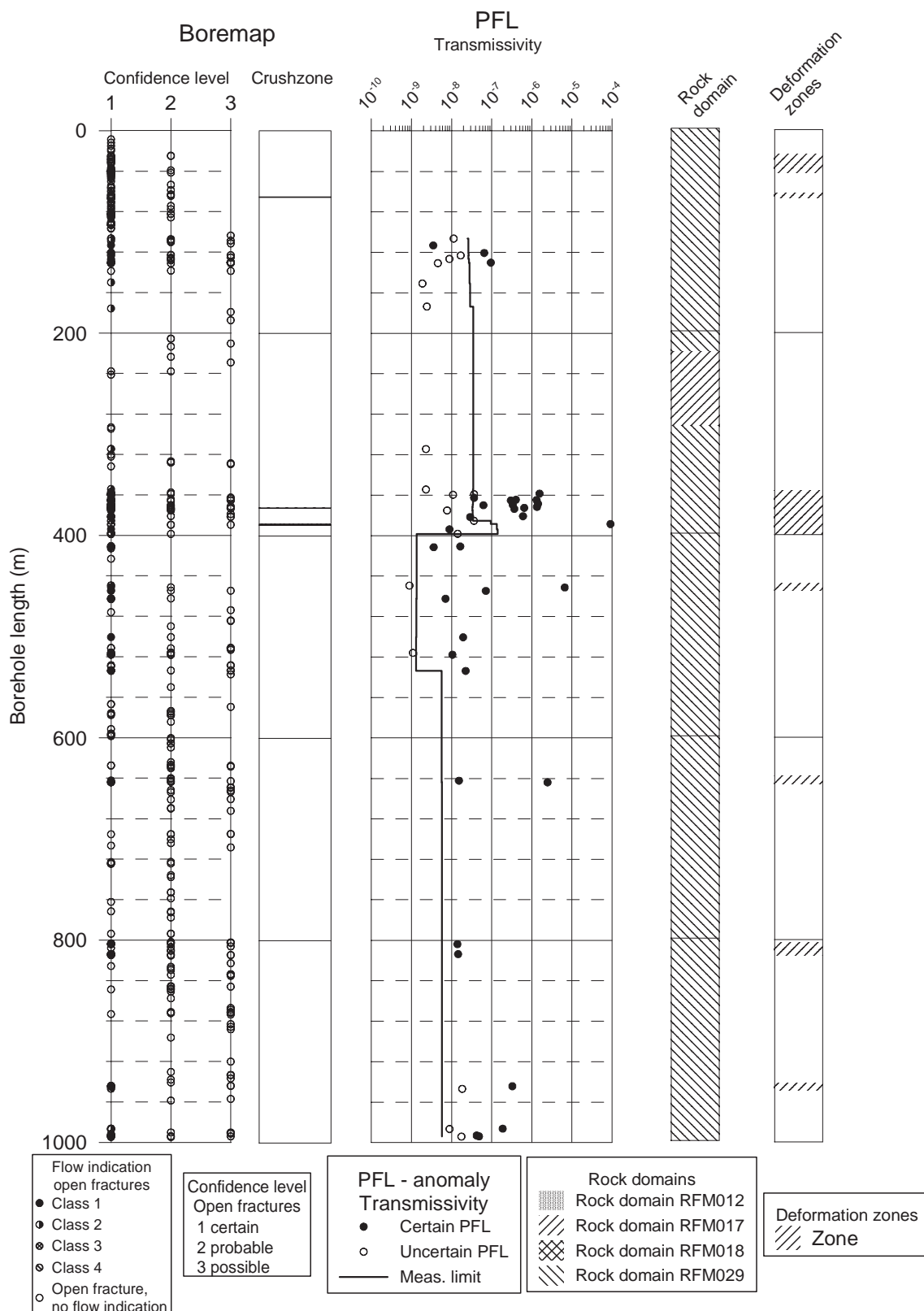


Figure 6-1. Correlation of hydraulic features, based on PFL-overlapping measurements, to mapped open/partly open fractures (all plotted as open fractures above) or crush zones. Interpreted deformation zones (mainly brittle or ductile) and Rock Domains shown to the right. Fractures with PFL confidence (flow indication class above) > 4 are not plotted.

7 KFM04A

This borehole includes 71 PFL-anomalies. A majority of the anomalies may be caused by more than one fracture. The BIPS-picture is well correlated with the BDT-data except for in the very beginning (see anomalies 1 and 2) and end (anomaly 71) of the borehole.

For one PFL-anomaly (no 9) in KFM04A, a *sealed/broken* fracture mapped as “probable” has been used to explain the flow. In this case, the nearest open fracture is located 0.7 m from the anomaly.

An interesting phenomenon is that two fractures, corresponding to anomalies no 18 and 35, are not visible in the BIPS-picture, although the fractures are mapped in the Boremap data fracture file. This has been noted in Appendix 4.

In borehole sections mapped as crush zones, no fractures mapped as open have been identified.

Number of fractures in a distance of 0–2 dm from anomaly	195
Number of fractures in a distance of 2–4 dm from anomaly	9
Number of fractures in a distance of 4–5 dm from anomaly	1
Number of fractures in a distance longer than 5 dm from anomaly	1
Number of PFL anomalies not correlated to open fractures	1
Number of sealed fractures (broken/unbroken) in a distance of 1 dm from PFL anomalies not correlated to open fractures	1/0

An overview of the interpretation of the flow anomalies and mapped open fractures are shown in Figure 7-1. Details are shown in Appendix 4. Flow anomalies identified as sealed fractures have not been included in the figure and in Appendix 4.

KFM04A

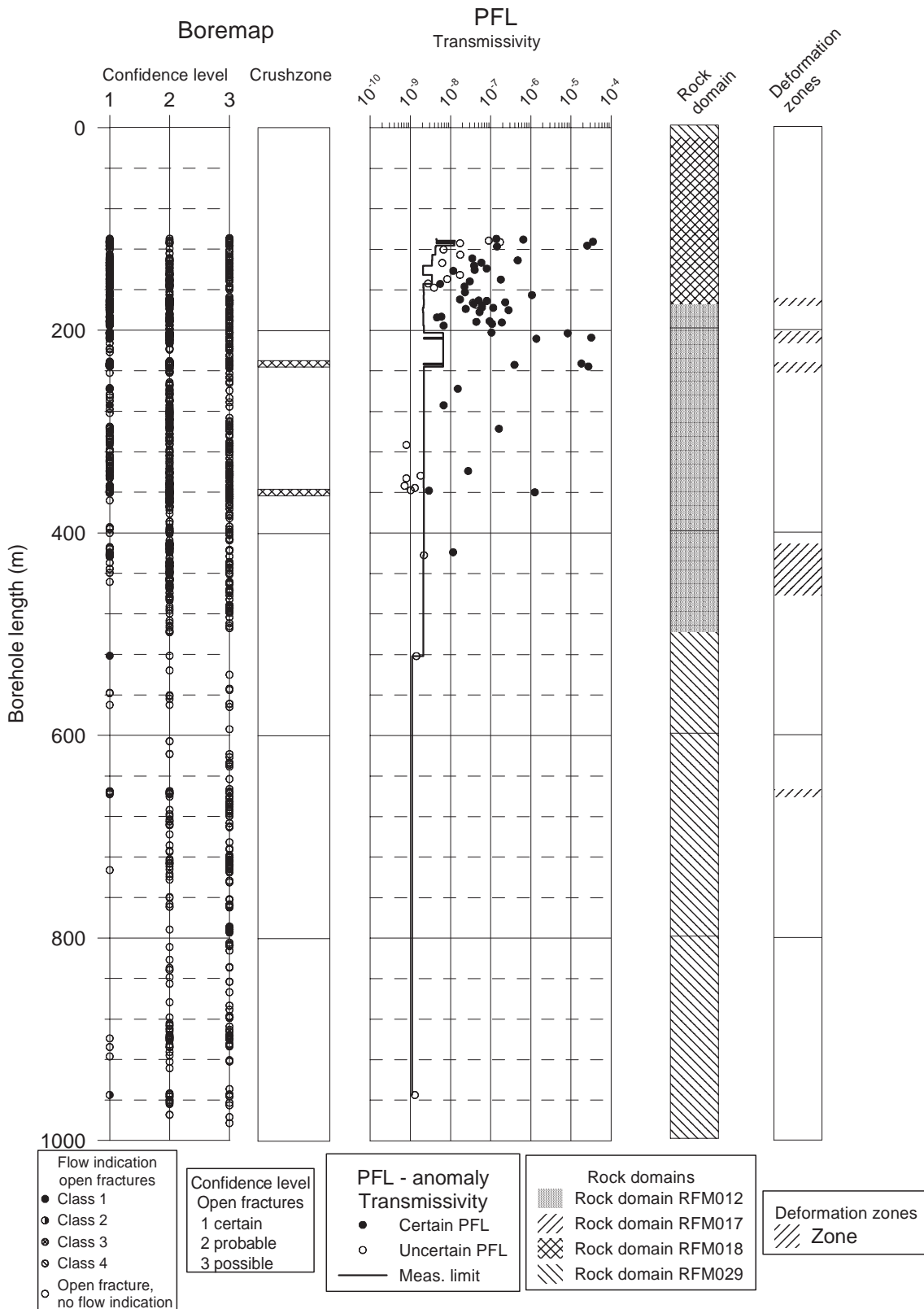


Figure 7-1. Correlation of hydraulic features, based on PFL-overlapping measurements, to mapped open/partly open fractures (all plotted as open fractures above) or crush zones. Interpreted deformation zones (mainly brittle or ductile) and Rock Domains shown to the right. Fractures with PFL confidence (flow indication class above) > 4 are not plotted.

8 KFM05A

This borehole includes 27 PFL-anomalies. Only five of them can be correlated to a single open fracture. The BIPS-picture is not very well correlated with the BDT-data in the beginning of the borehole (approximately between 108 and 120 m). The correlation seems to be better from anomaly no 10 and downward.

For two of the anomalies, no 17 and 27, *sealed/broken* fractures have been correlated to the flow. The nearest open fracture is located 0.7 m from anomaly no 17 and 1.3 m from anomaly no 27. All four sealed fractures are mapped as “probable”.

One fracture correlated to anomaly no 26 is not visible in the BIPS-file.

Number of fractures in a distance of 0–2 dm from anomaly	80
Number of fractures in a distance of 2–4 dm from anomaly	0
Number of fractures in a distance of 4–5 dm from anomaly	0
Number of fractures in a distance longer than 5 dm from anomaly	0
Number of PFL anomalies not correlated to open fractures	2
Number of sealed fractures (broken/unbroken) in a distance of 1 dm from PFL anomalies not correlated to open fractures	4/0

An overview of the interpretation of the flow anomalies and mapped open fractures are shown in Figure 8-1. Details are shown in Appendix 5. Flow anomalies identified as sealed fractures have not been included in the figure and in Appendix 5.

KFM05A

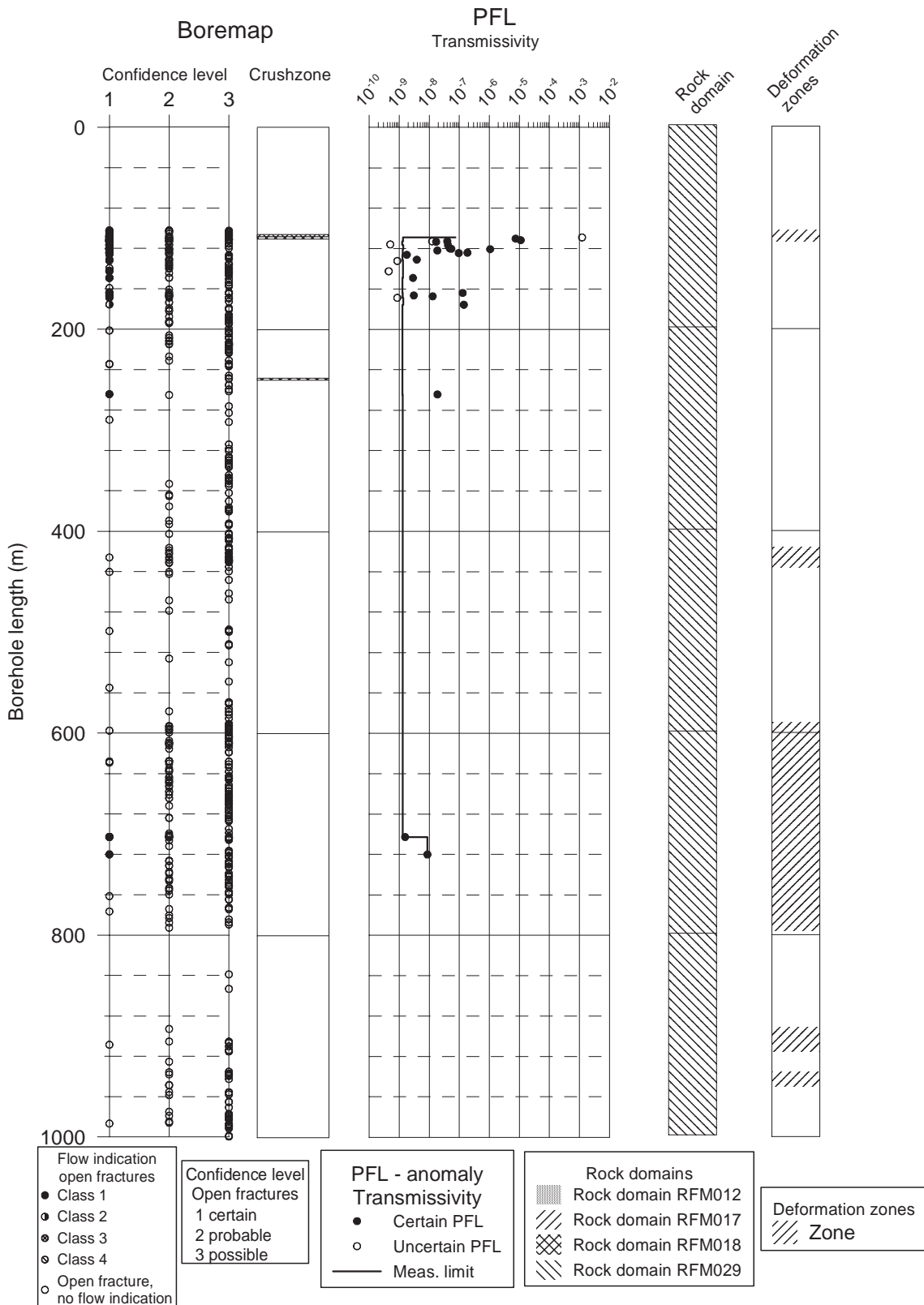


Figure 8-1. Correlation of hydraulic features, based on PFL-overlapping measurements, to mapped open/partly open fractures (all plotted as open fractures above) or crush zones. Interpreted deformation zones (mainly brittle or ductile) and Rock Domains shown to the right. Fractures with PFL confidence (flow indication class above) > 4 are not plotted.

9 References

Rouhianien P, Pöllänen J, 2003. Forsmark site investigation. Difference flow logging of borehole KFM01A, SKB P-03-28. Svensk Kärnbränslehantering AB.

Rouhianien P, Pöllänen J, Ludvigson J-E, 2004. Forsmark site investigation. Addendum to Difference flow logging in borehole KFM01A, SKB P-04-193. Svensk Kärnbränslehantering AB.

Rouhianien P, Pöllänen J, 2004a. Forsmark site investigation. Difference flow logging in borehole KFM02A, SKB P-04-188. Svensk Kärnbränslehantering AB.

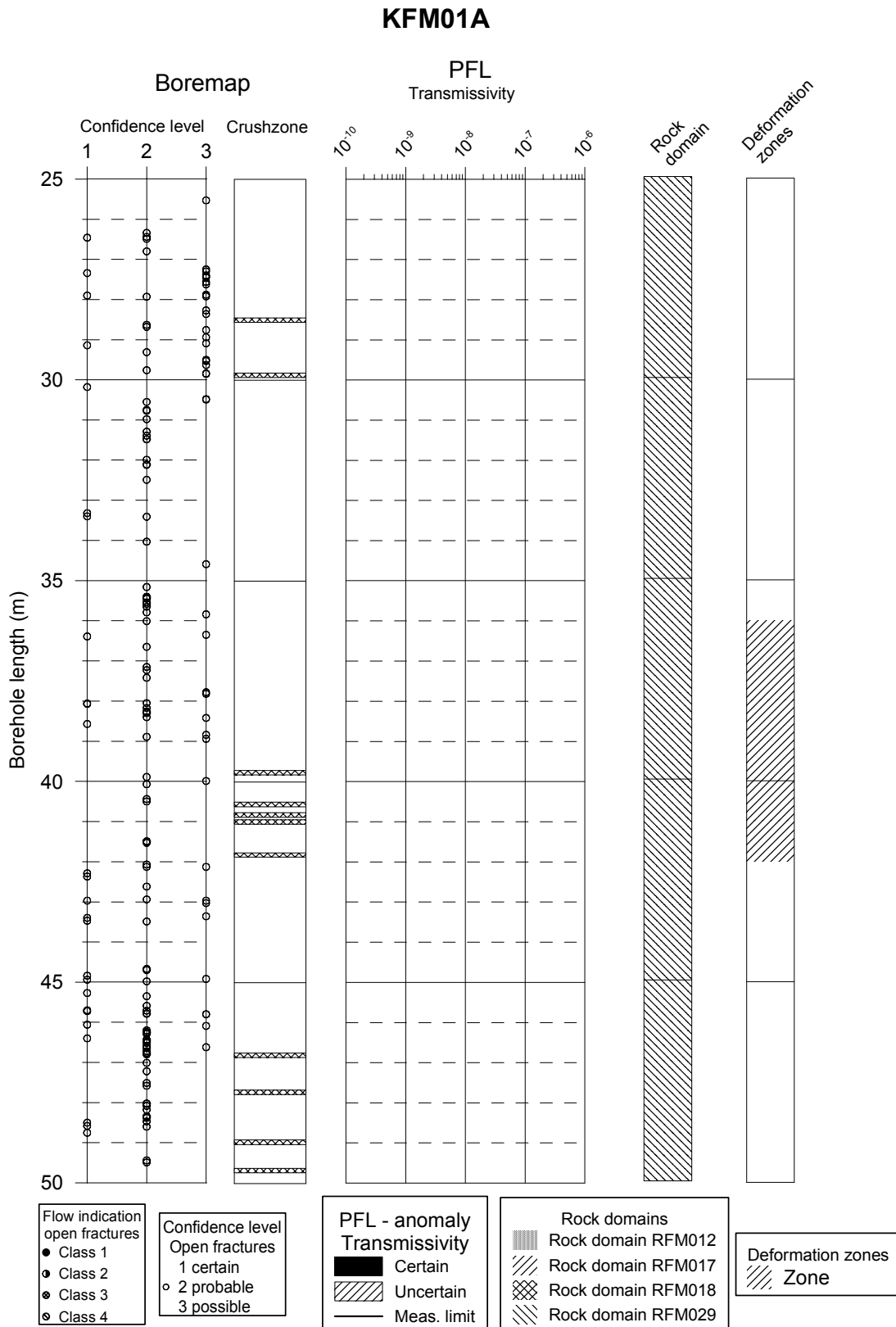
Rouhianien P, Pöllänen J, 2004b. Forsmark site investigation. Difference flow logging in borehole KFM04A, SKB P-04-190. Svensk Kärnbränslehantering AB.

Pöllänen J, Sokolnicki M, 2004. Forsmark site investigation. Difference flow logging in borehole KFM03A, SKB P-04-189. Svensk Kärnbränslehantering AB.

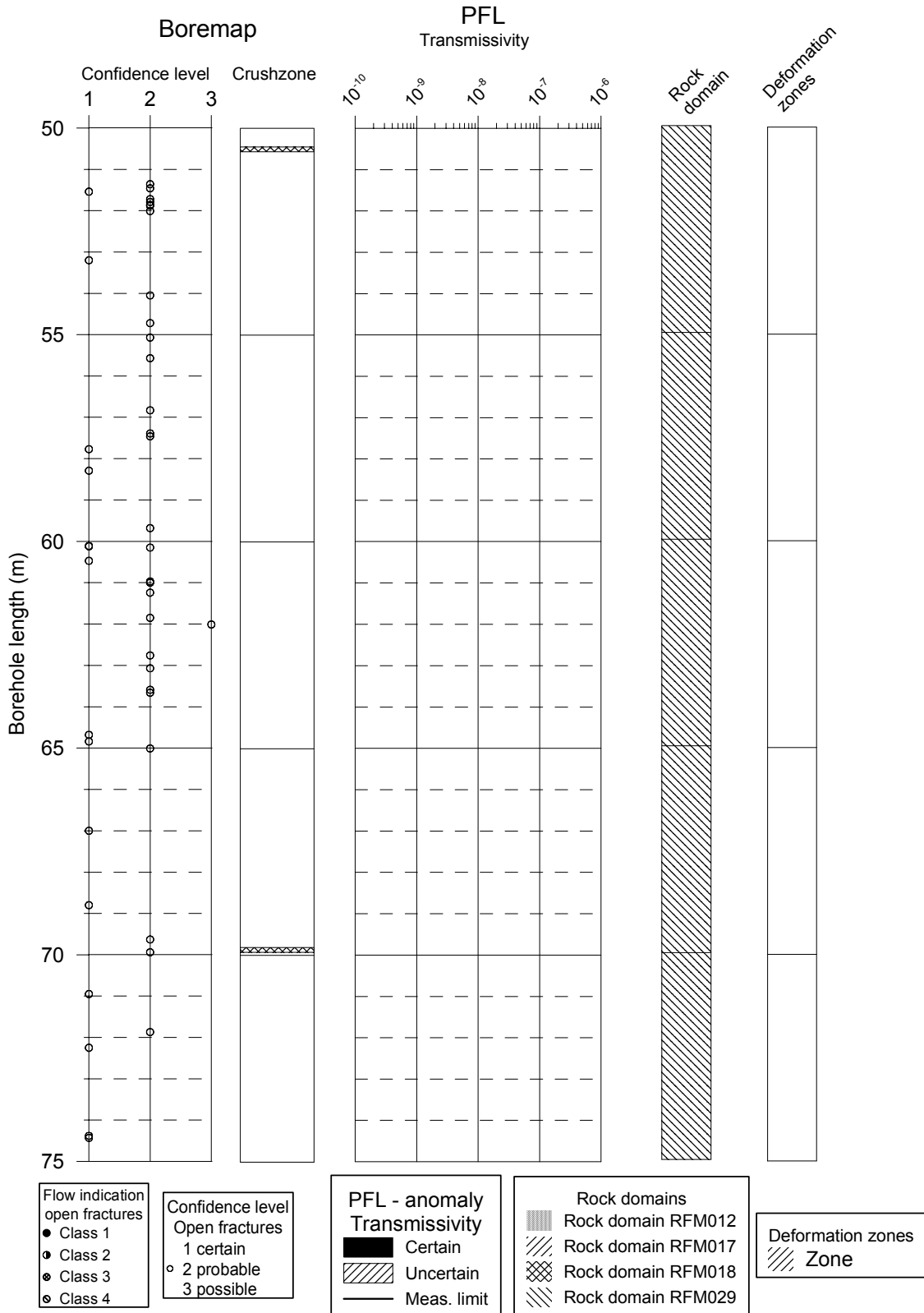
Pöllänen J, Sokolnicki M, Rouhianien P, 2004. Forsmark site investigation. Difference flow logging in borehole KFM05A, SKB P-04-191. Svensk Kärnbränslehantering AB.

KFM01A

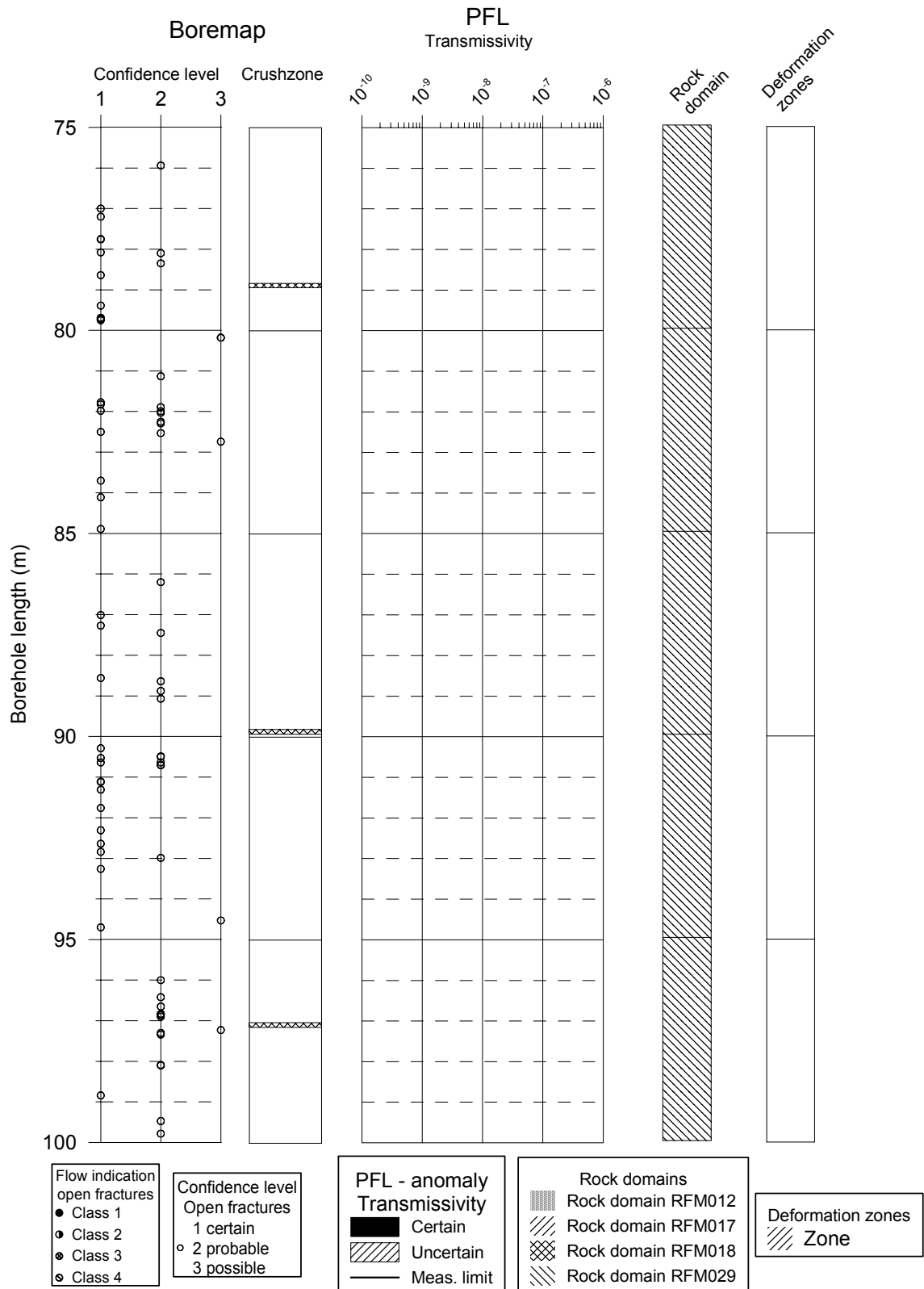
In this appendix plots showing Flow log anomalies to core mapped features in KFM01A for every 25 m of the borehole are found.



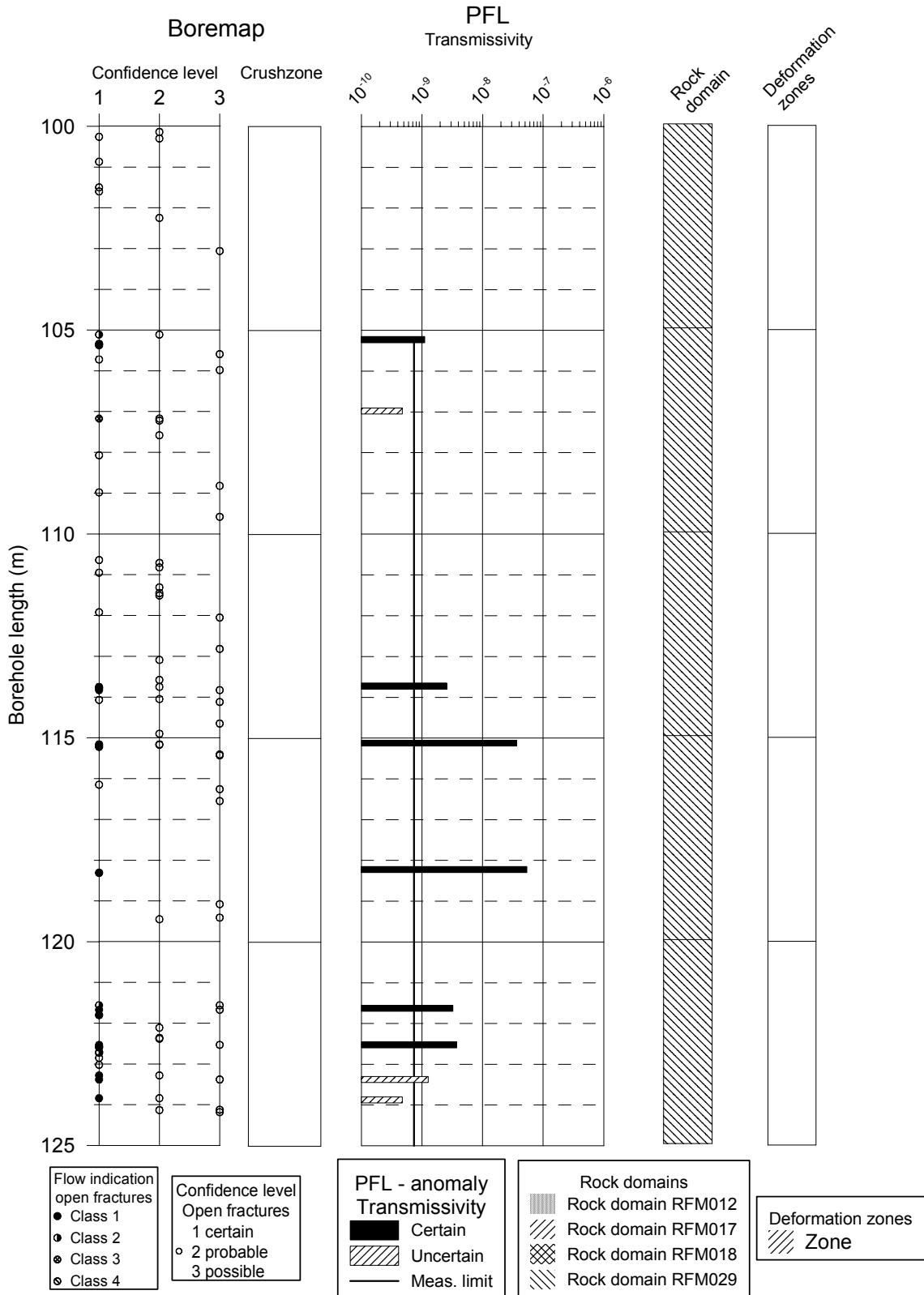
KFM01A



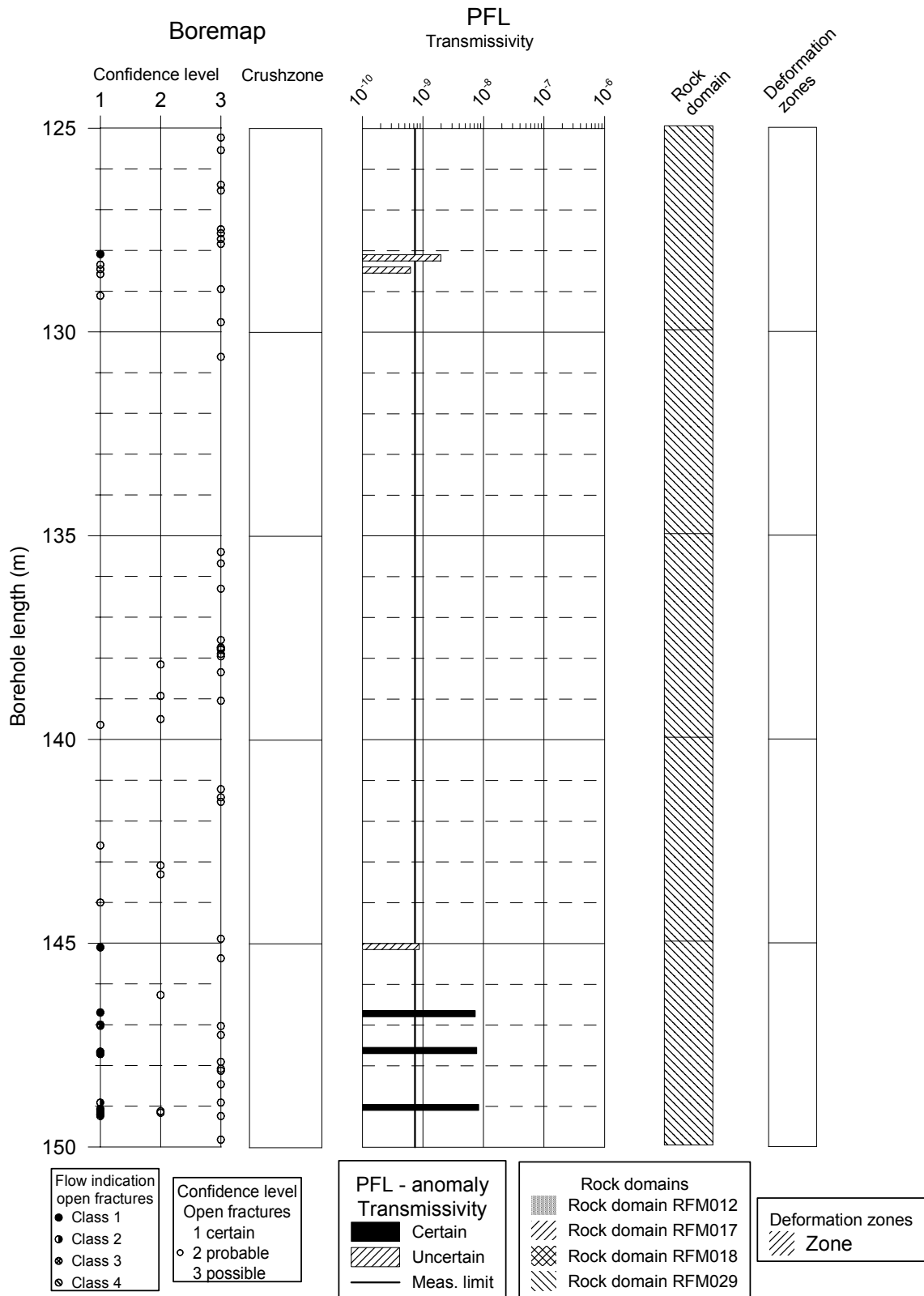
KFM01A



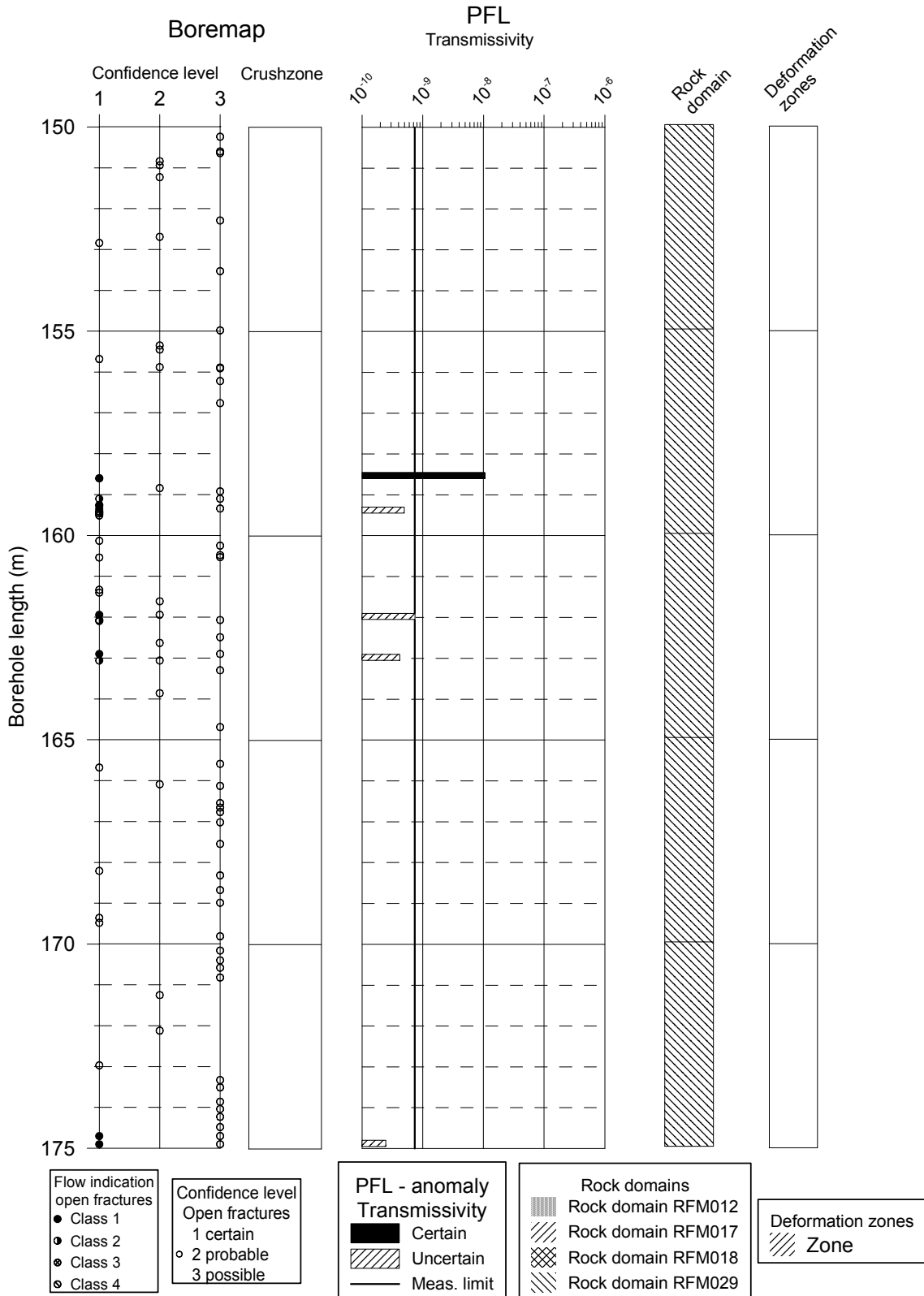
KFM01A



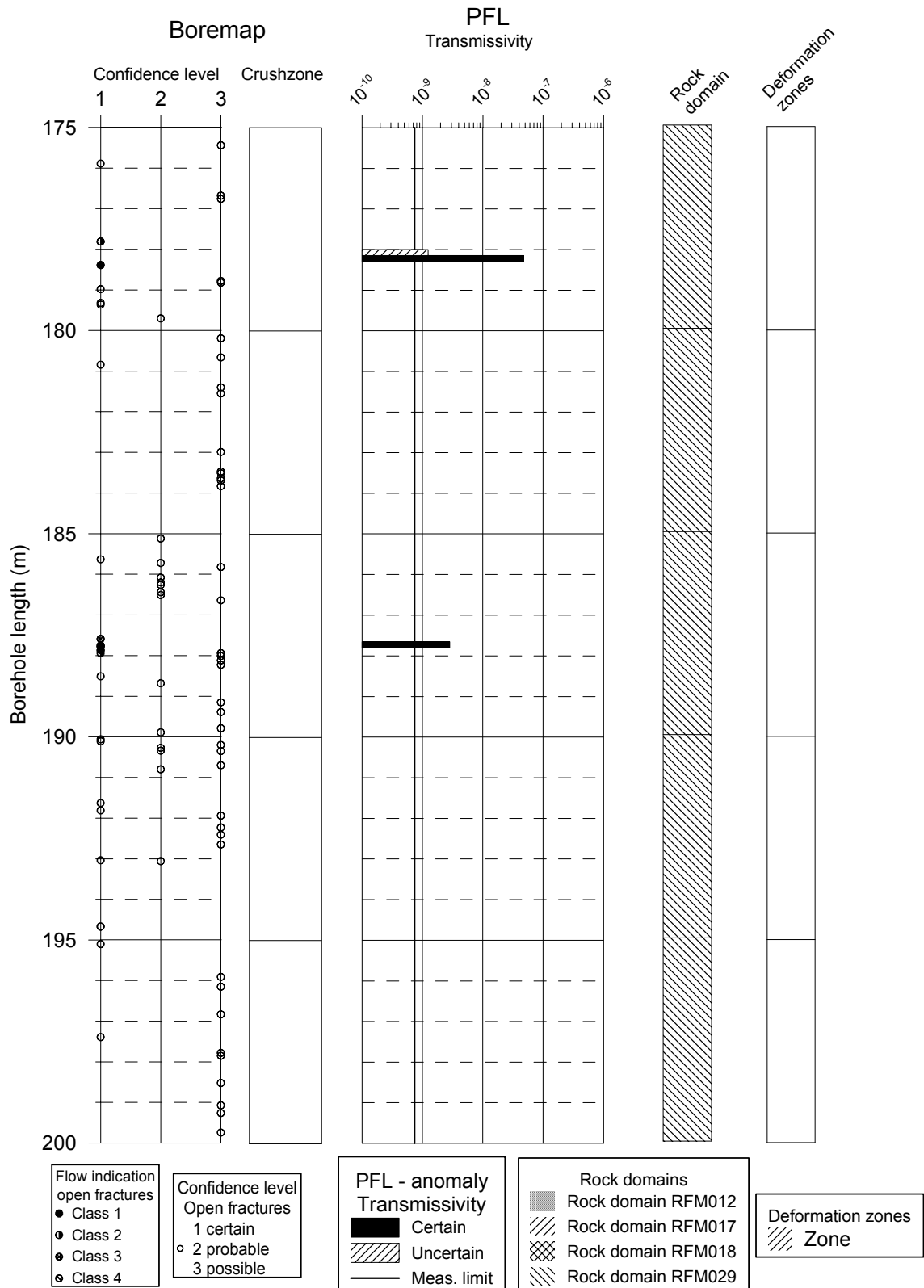
KFM01A



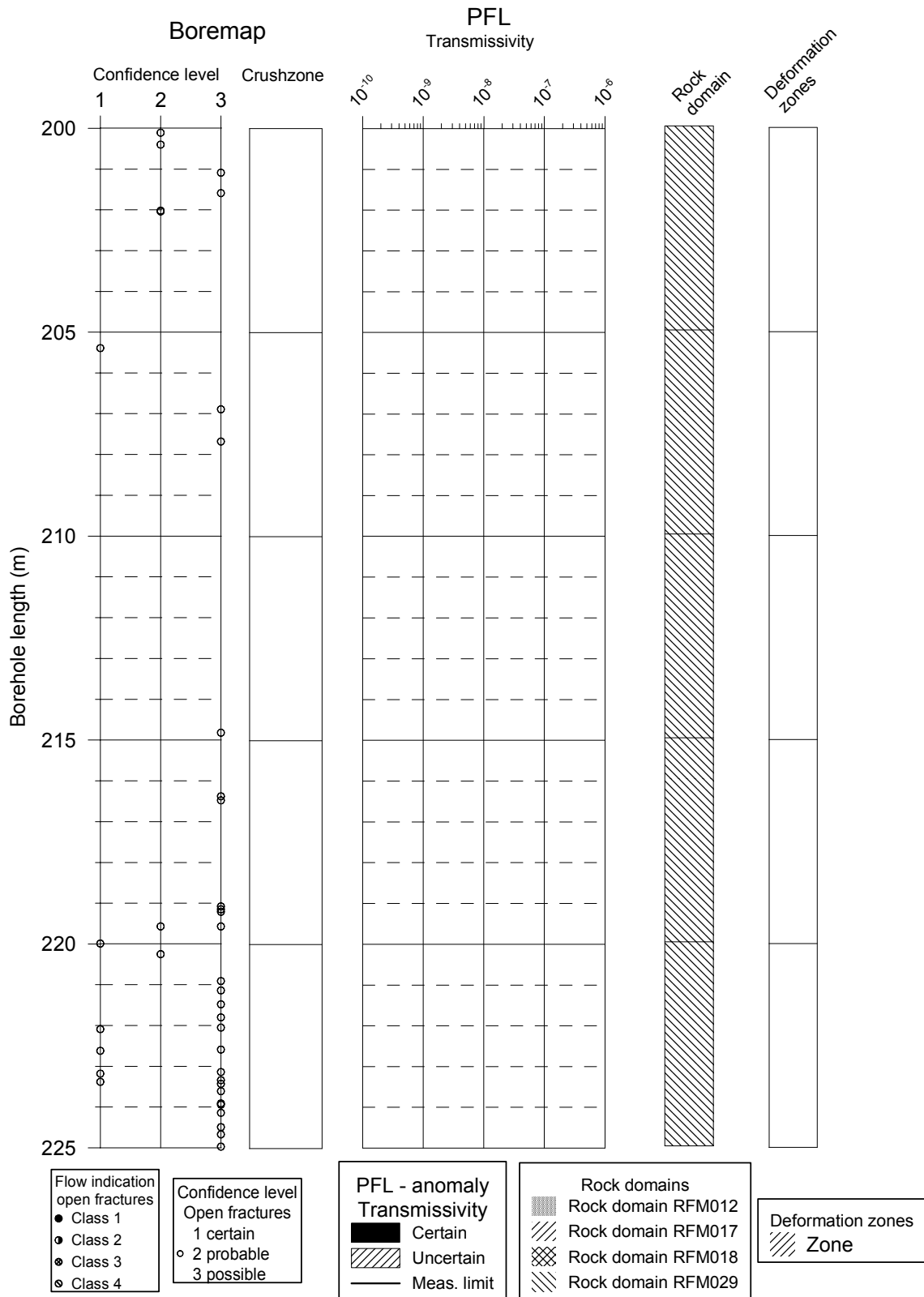
KFM01A



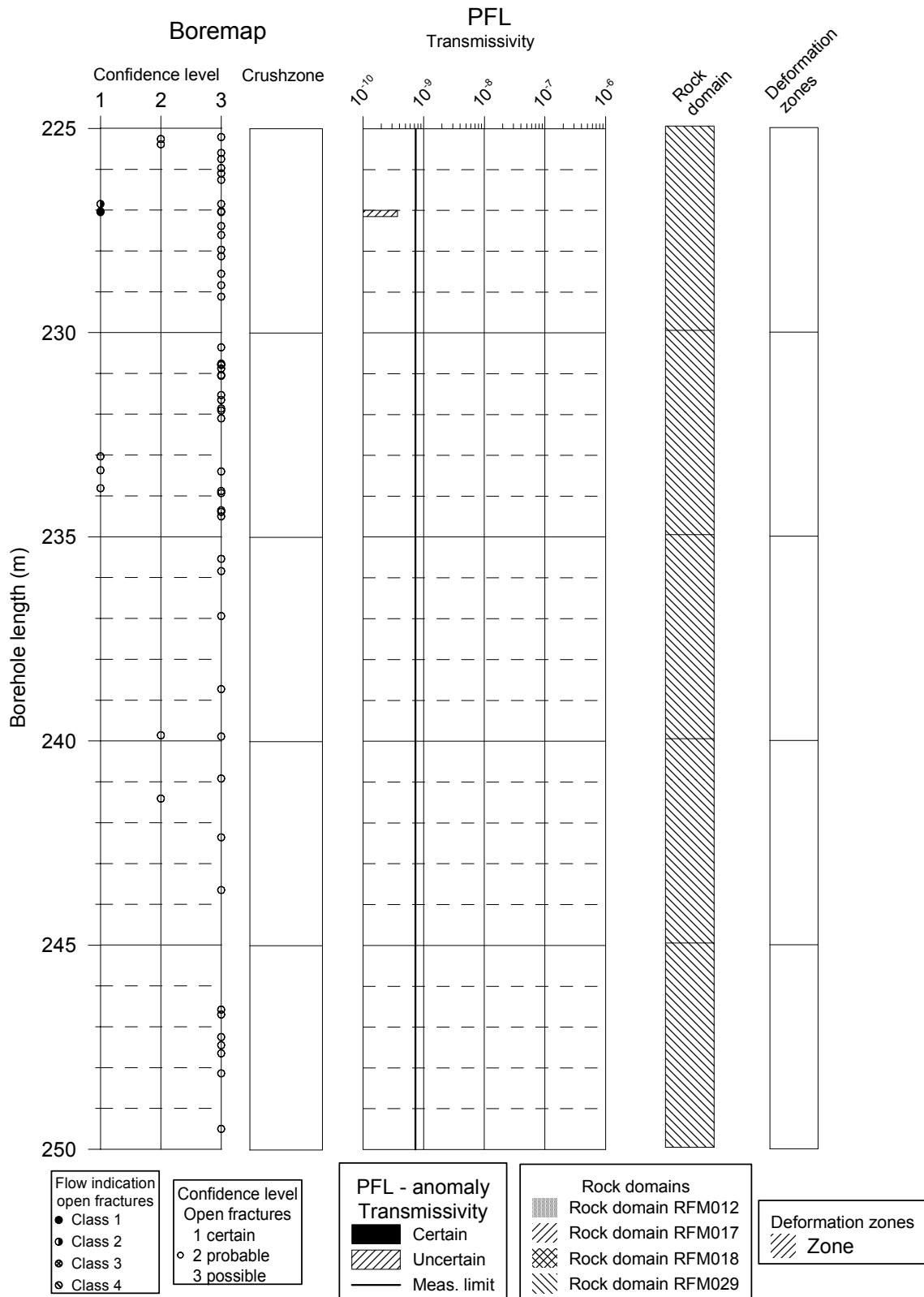
KFM01A



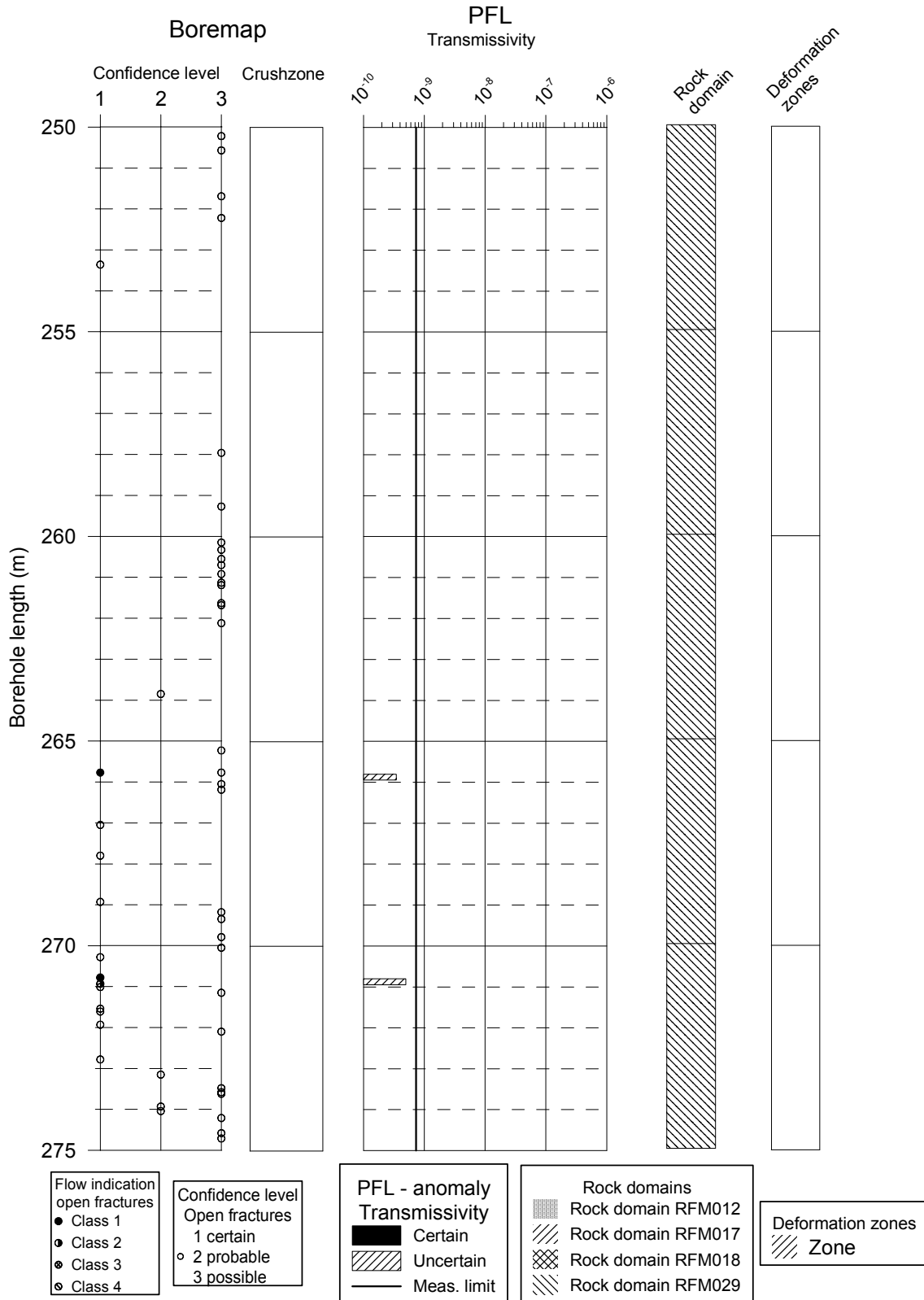
KFM01A



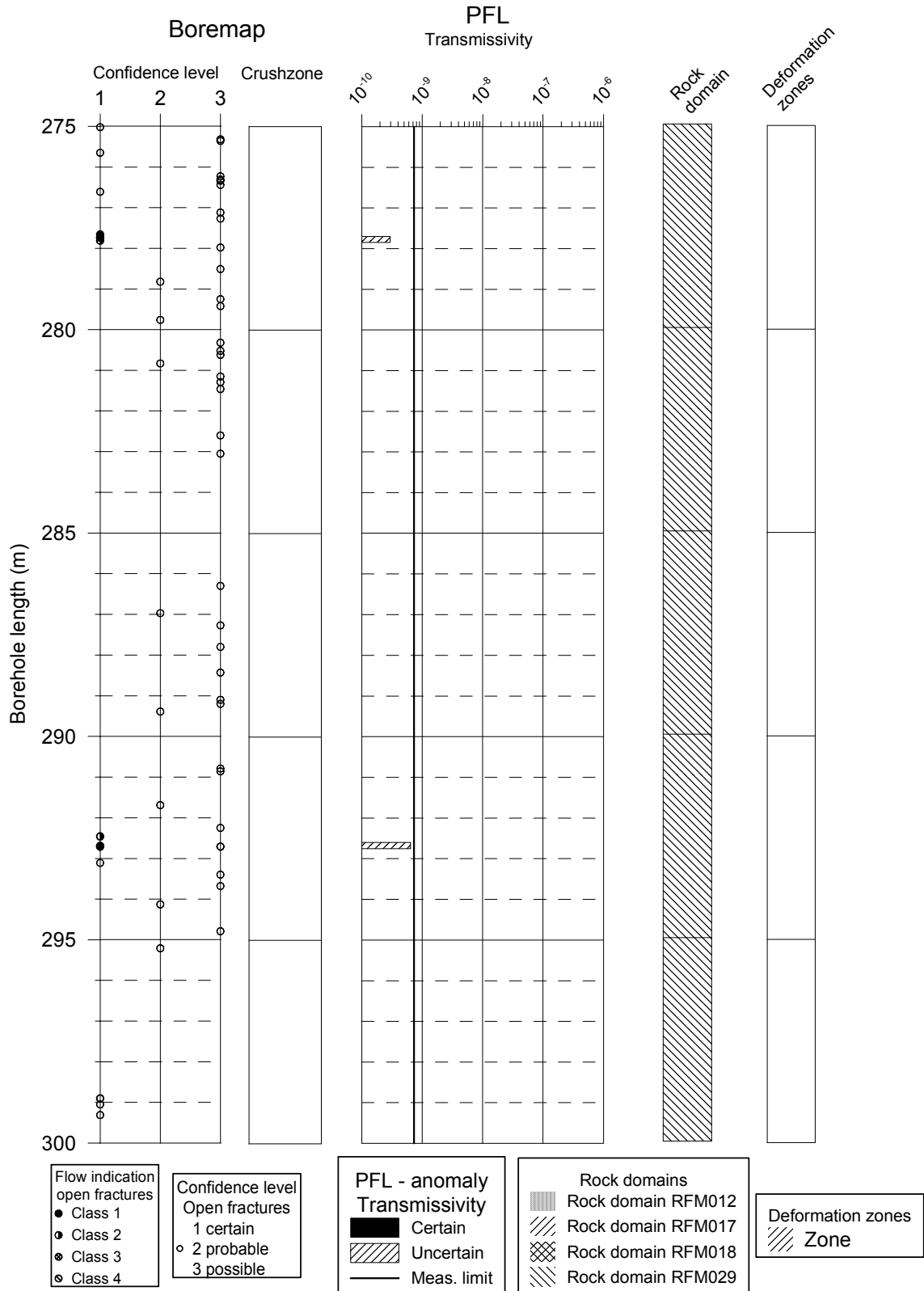
KFM01A



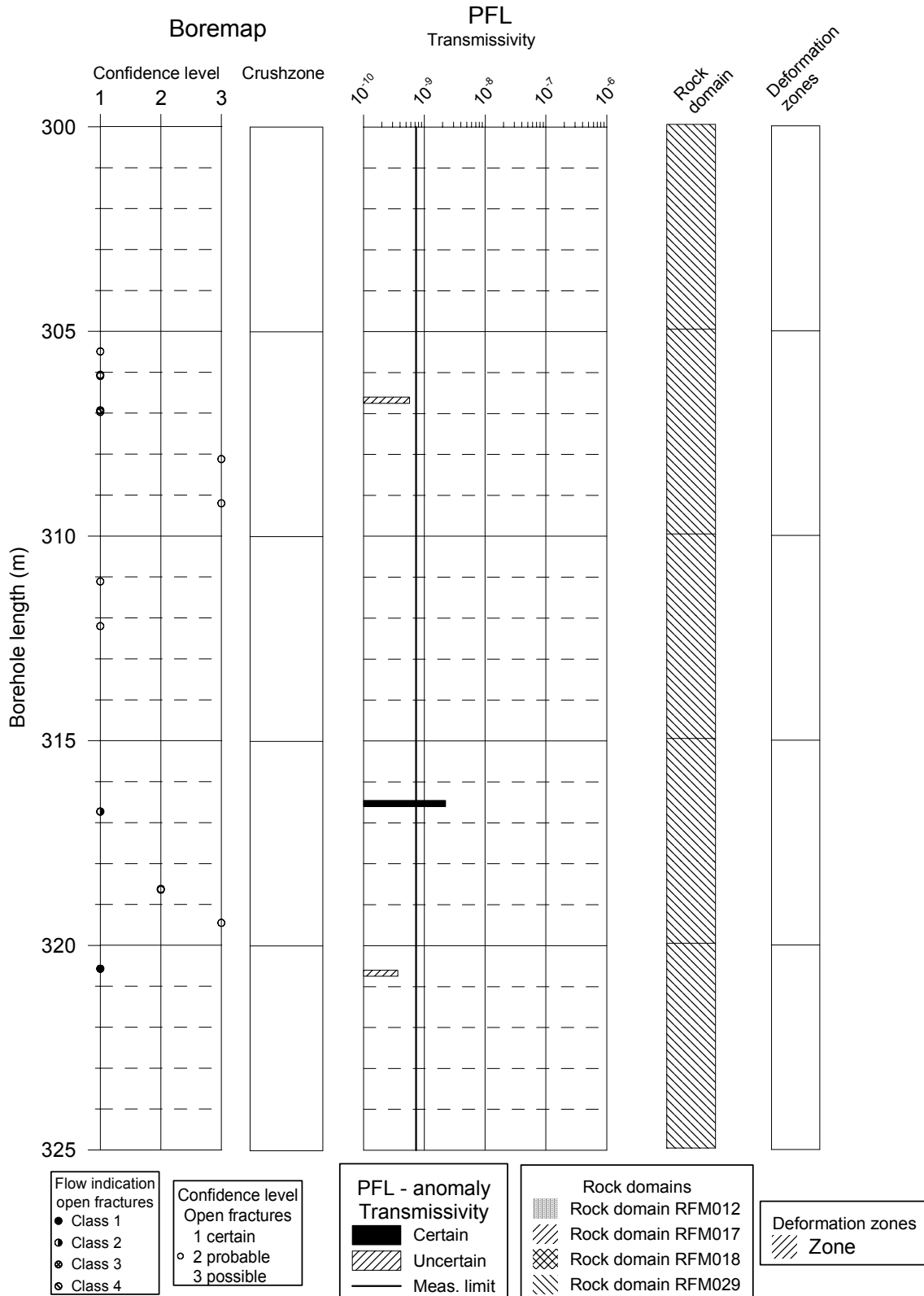
KFM01A



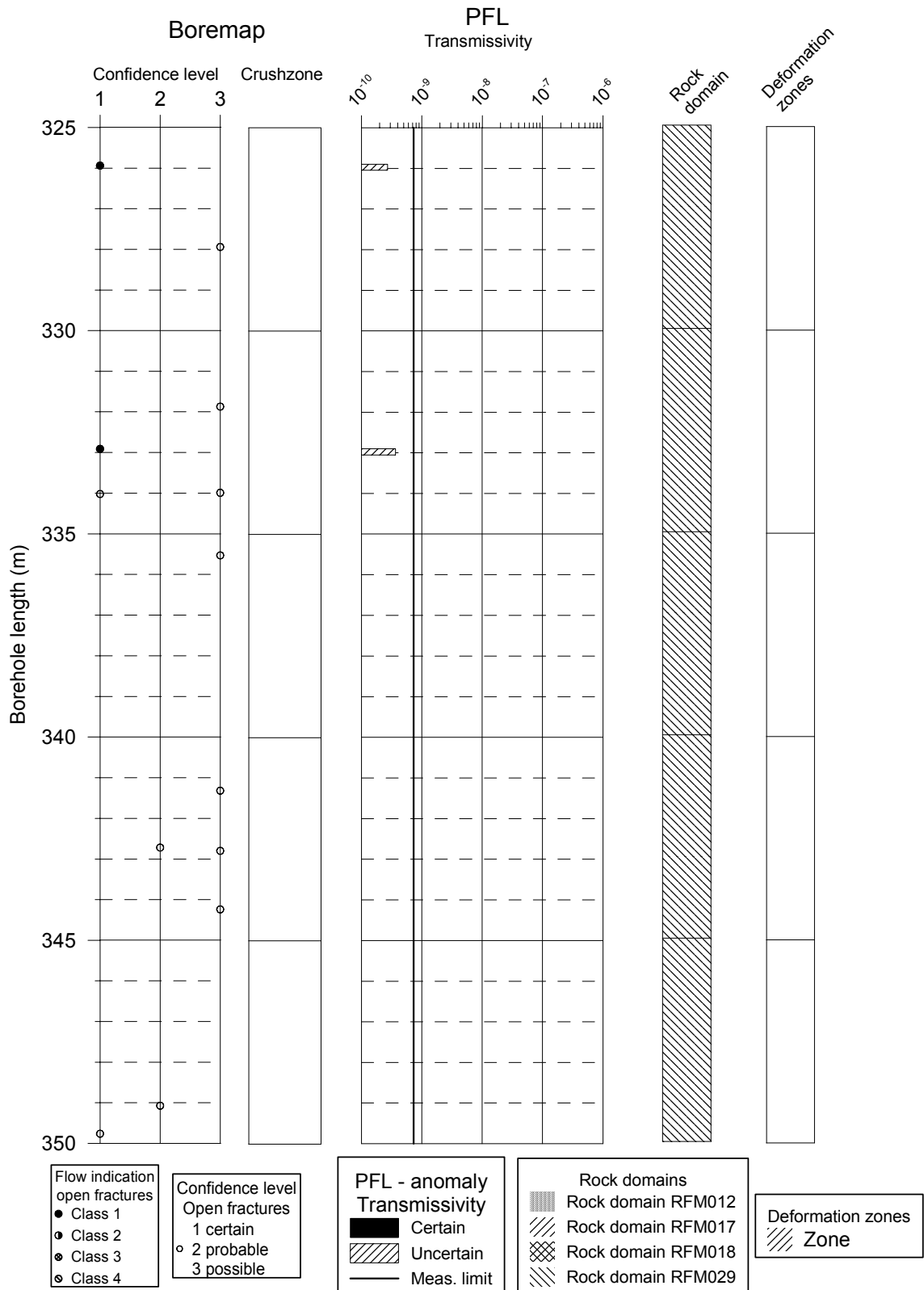
KFM01A



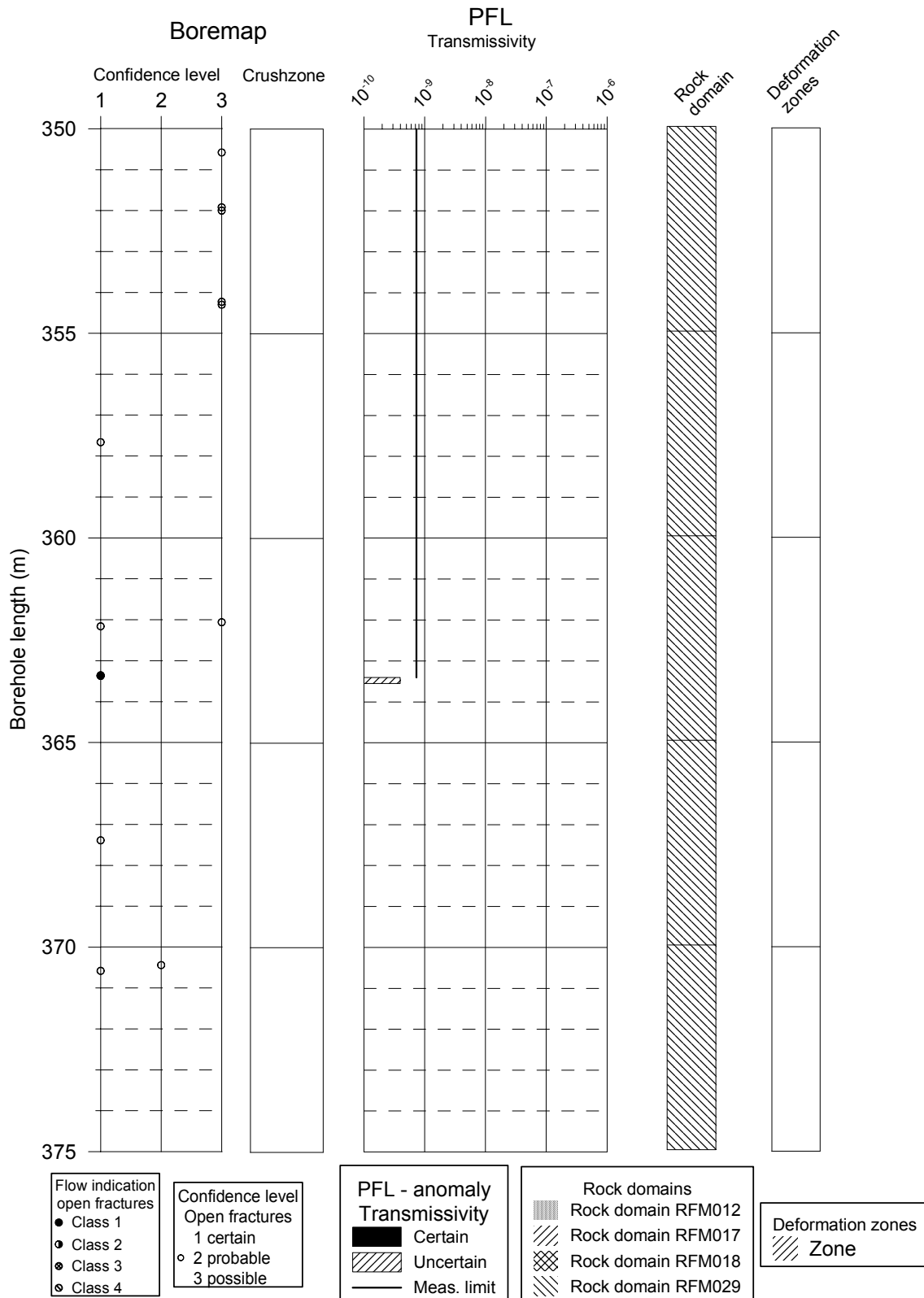
KFM01A



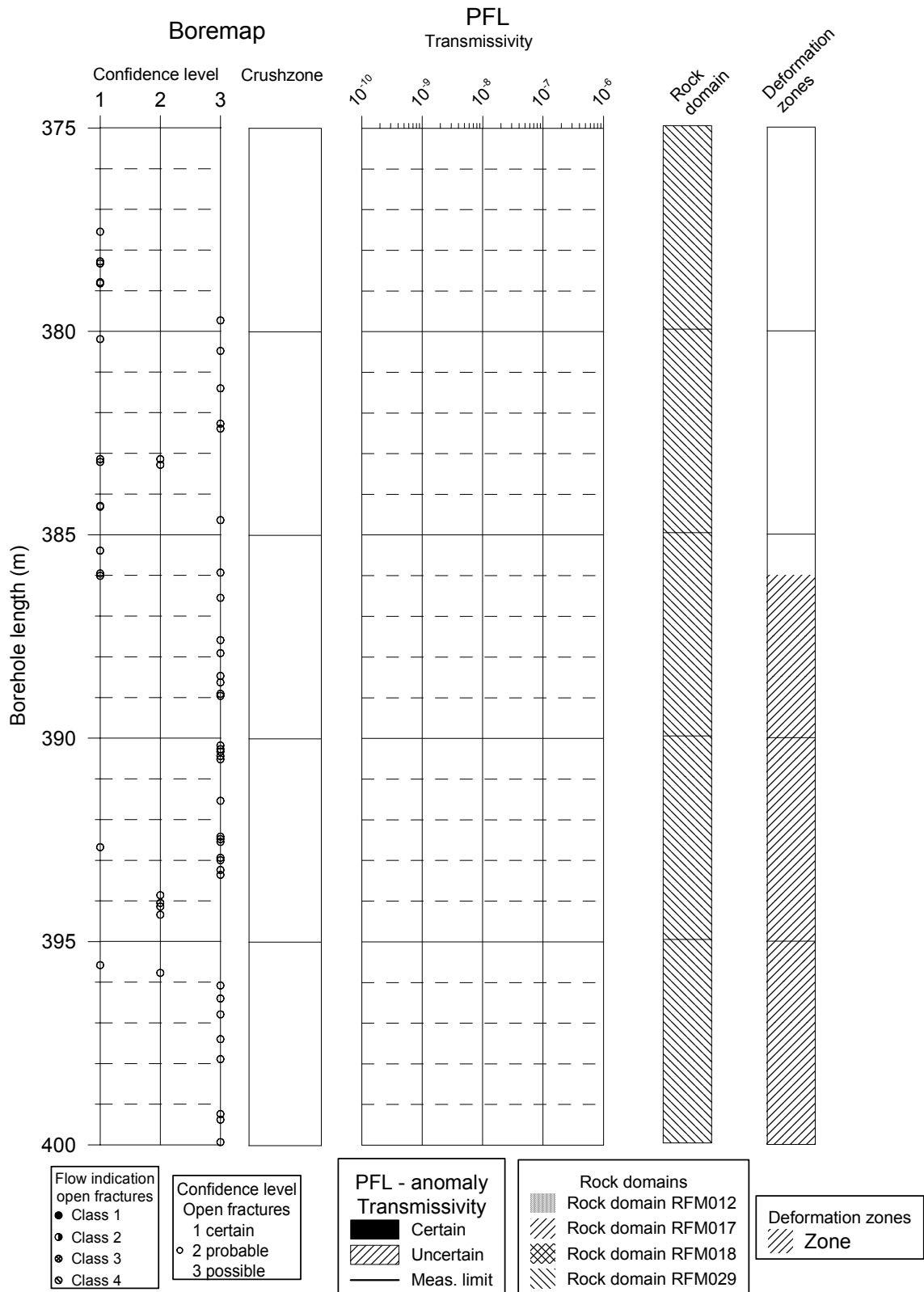
KFM01A



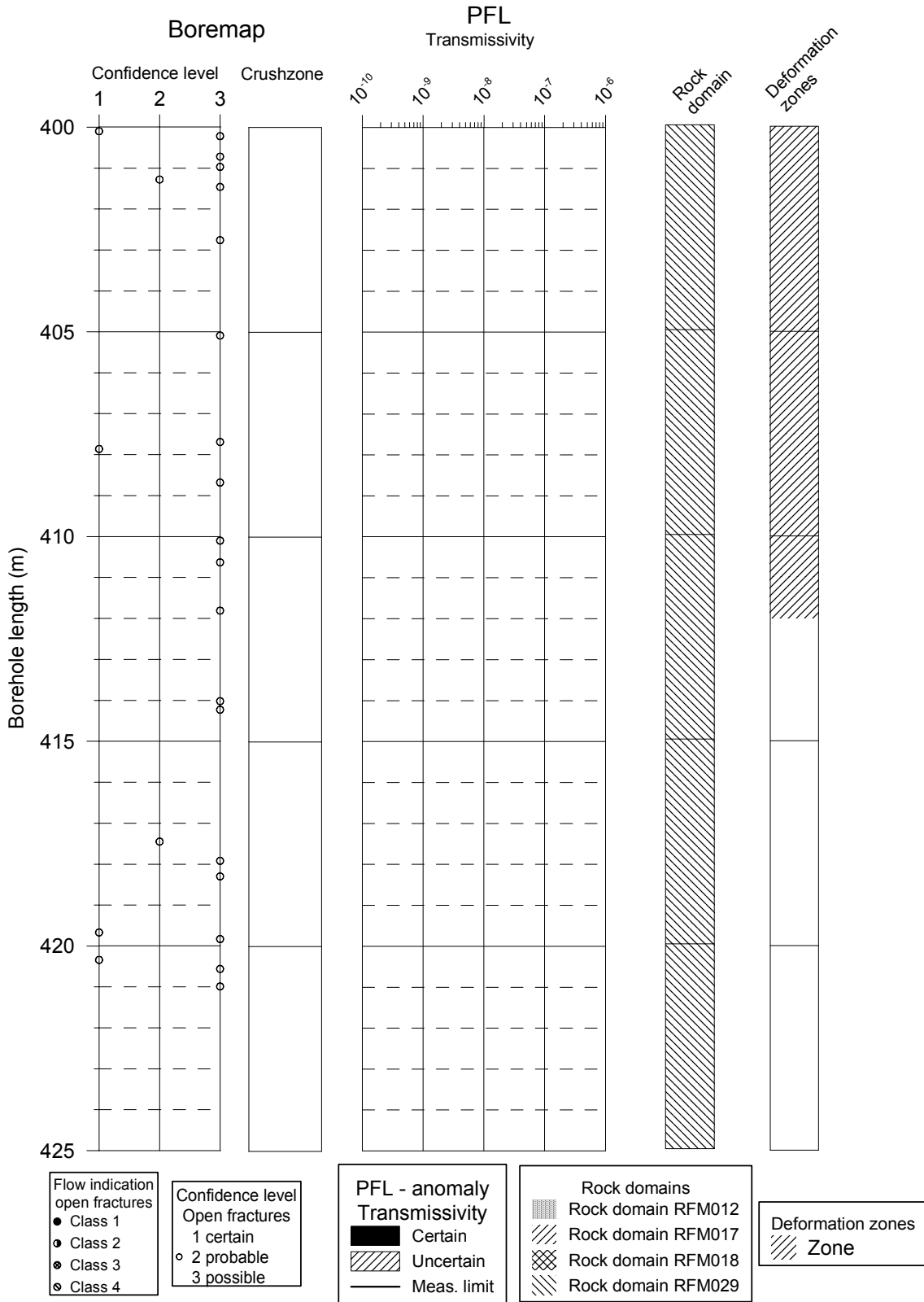
KFM01A



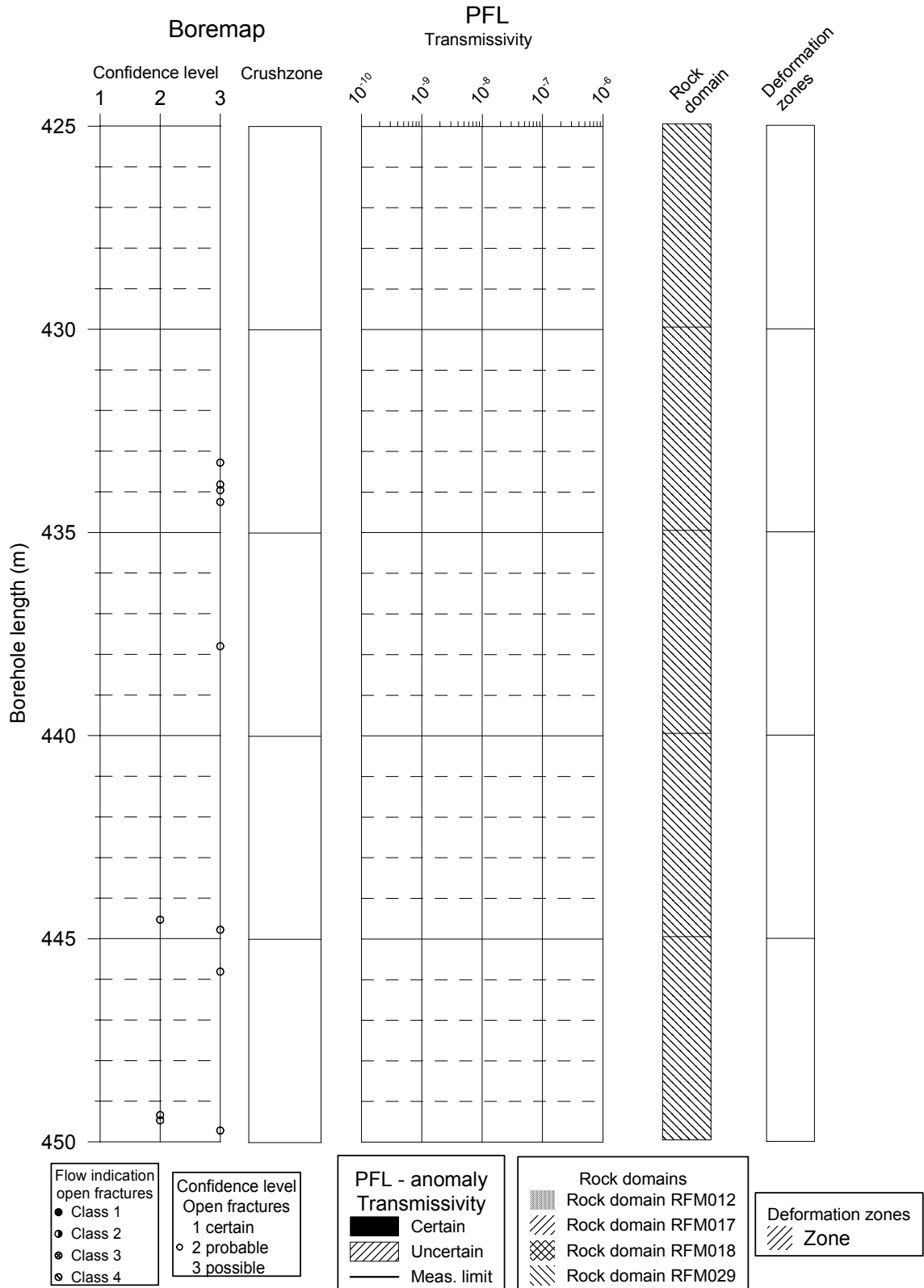
KFM01A



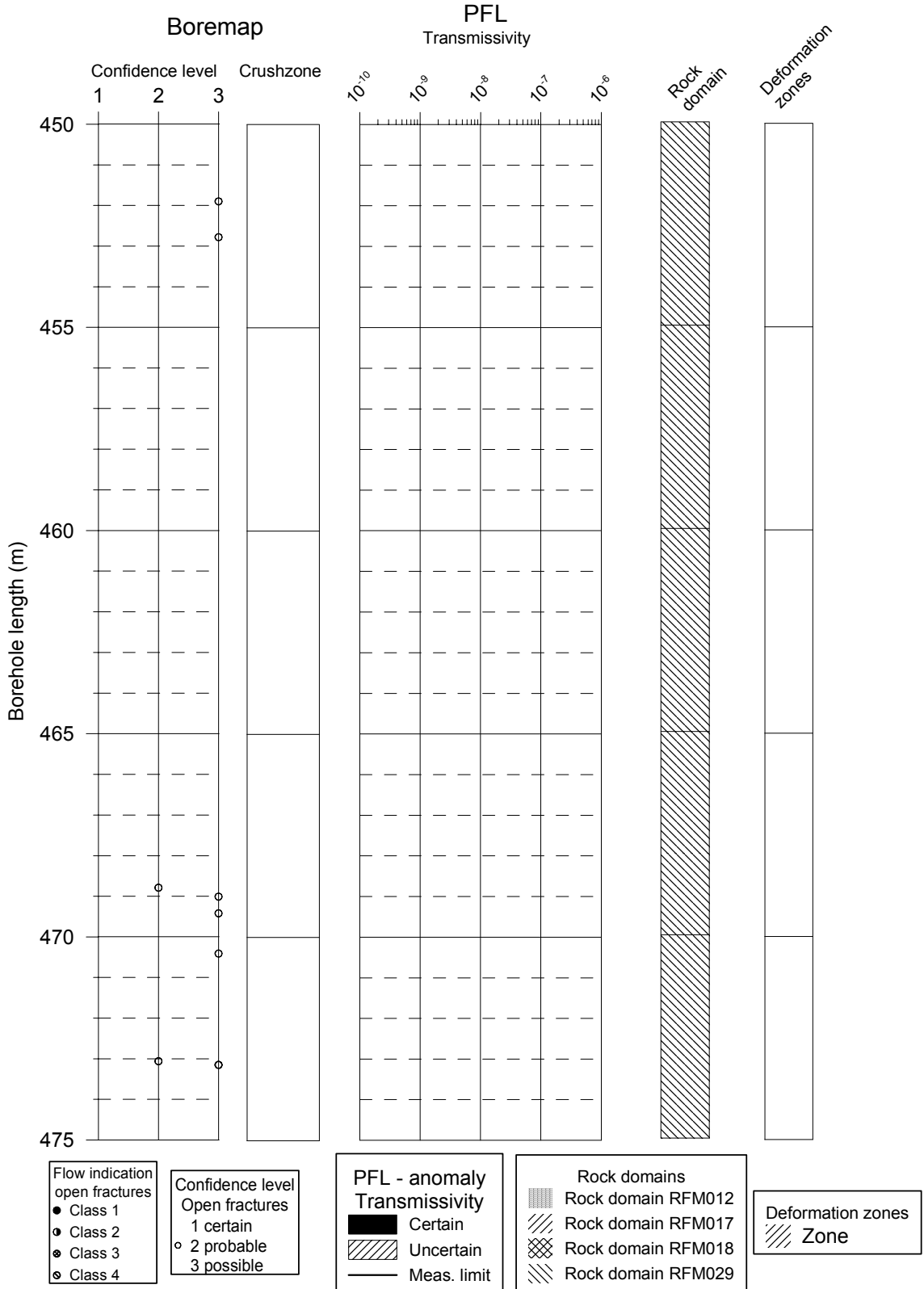
KFM01A



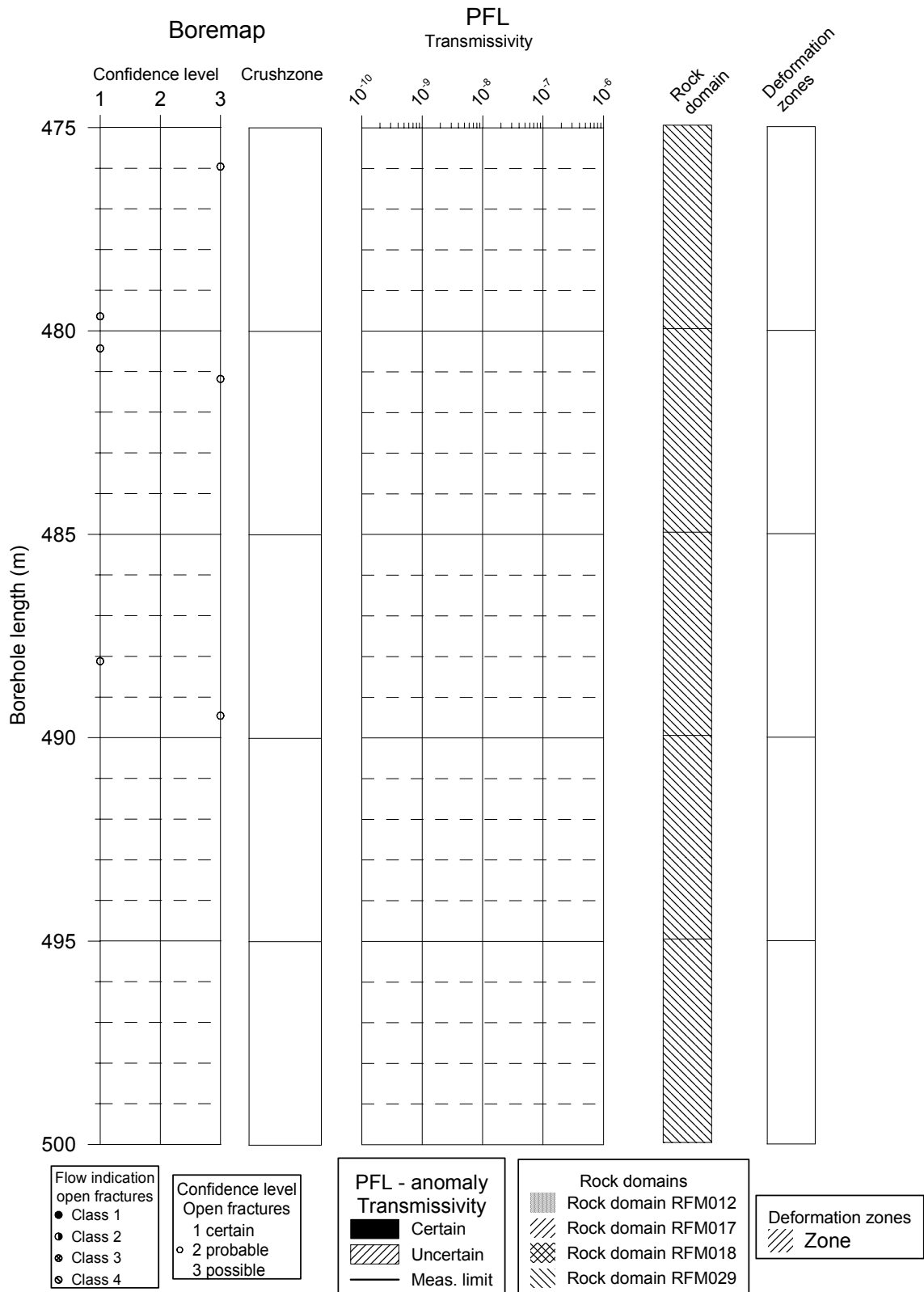
KFM01A



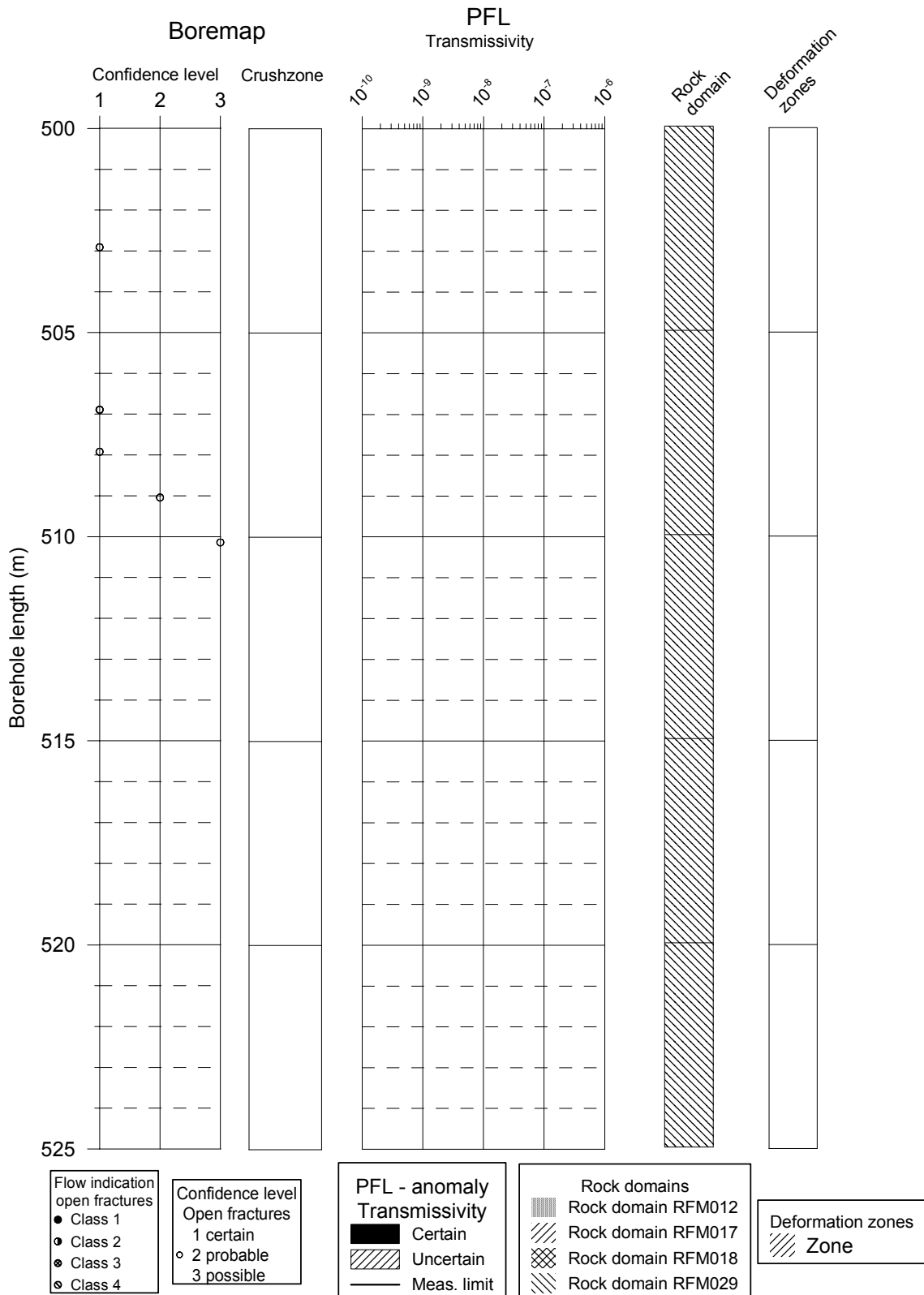
KFM01A



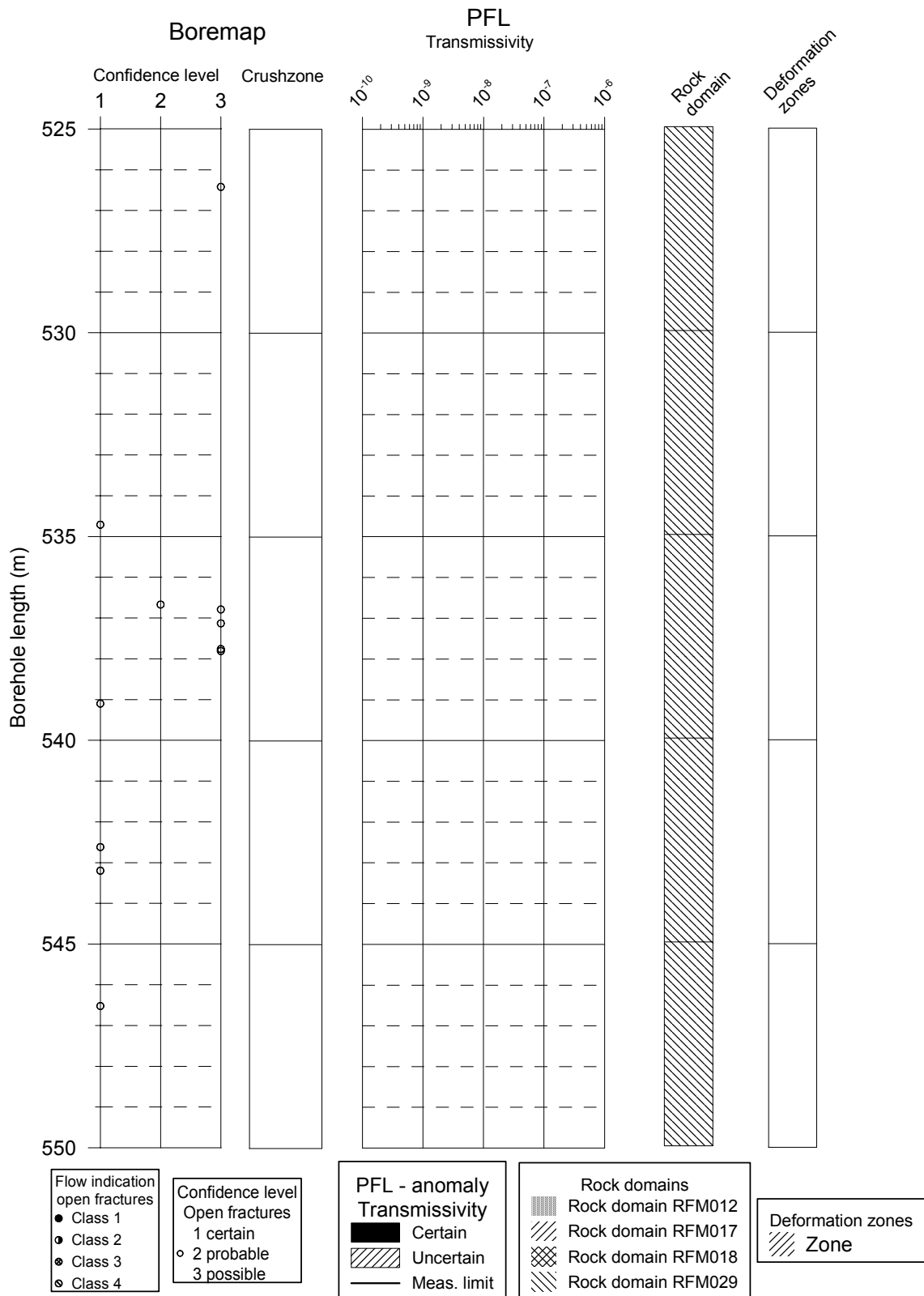
KFM01A



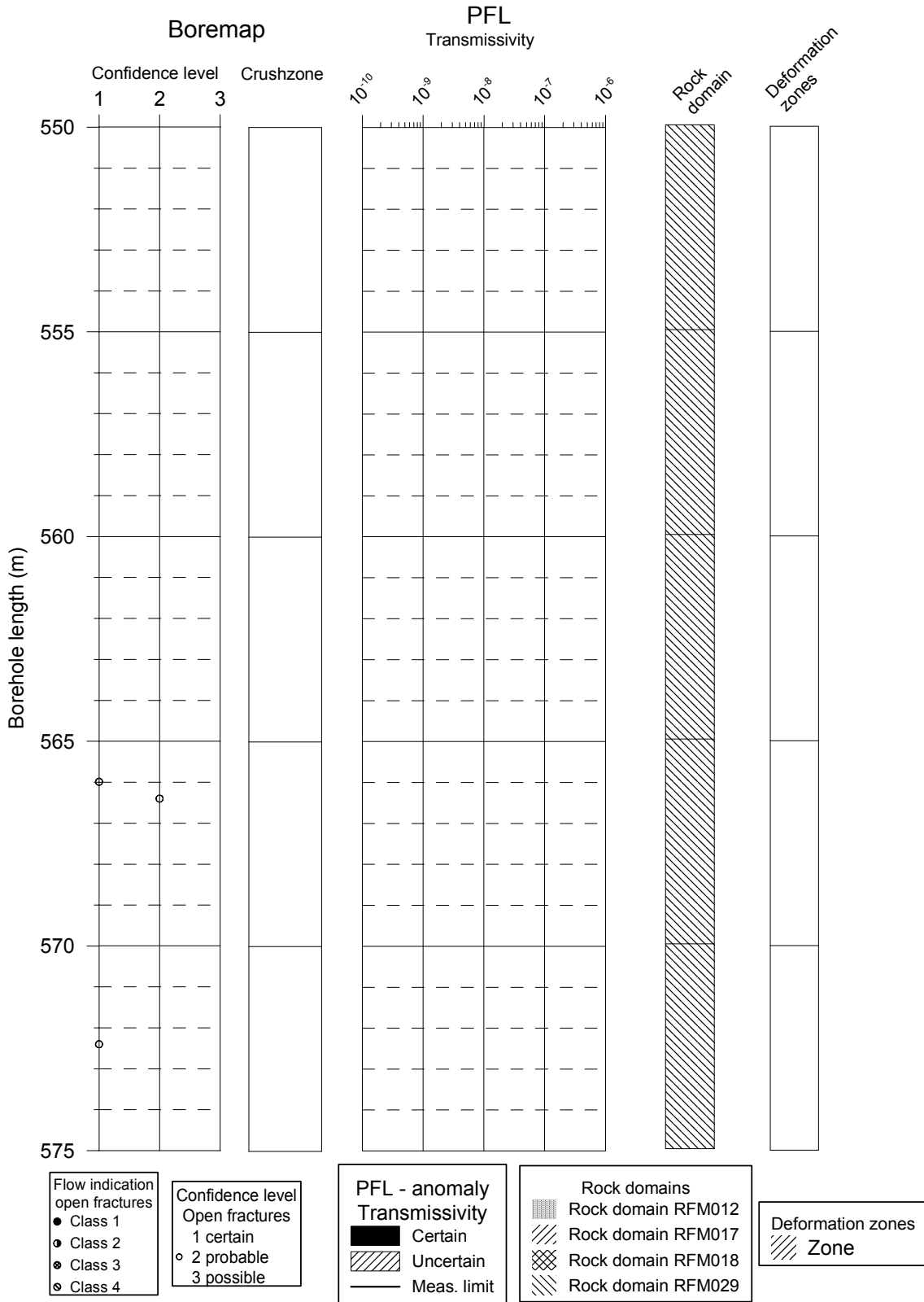
KFM01A



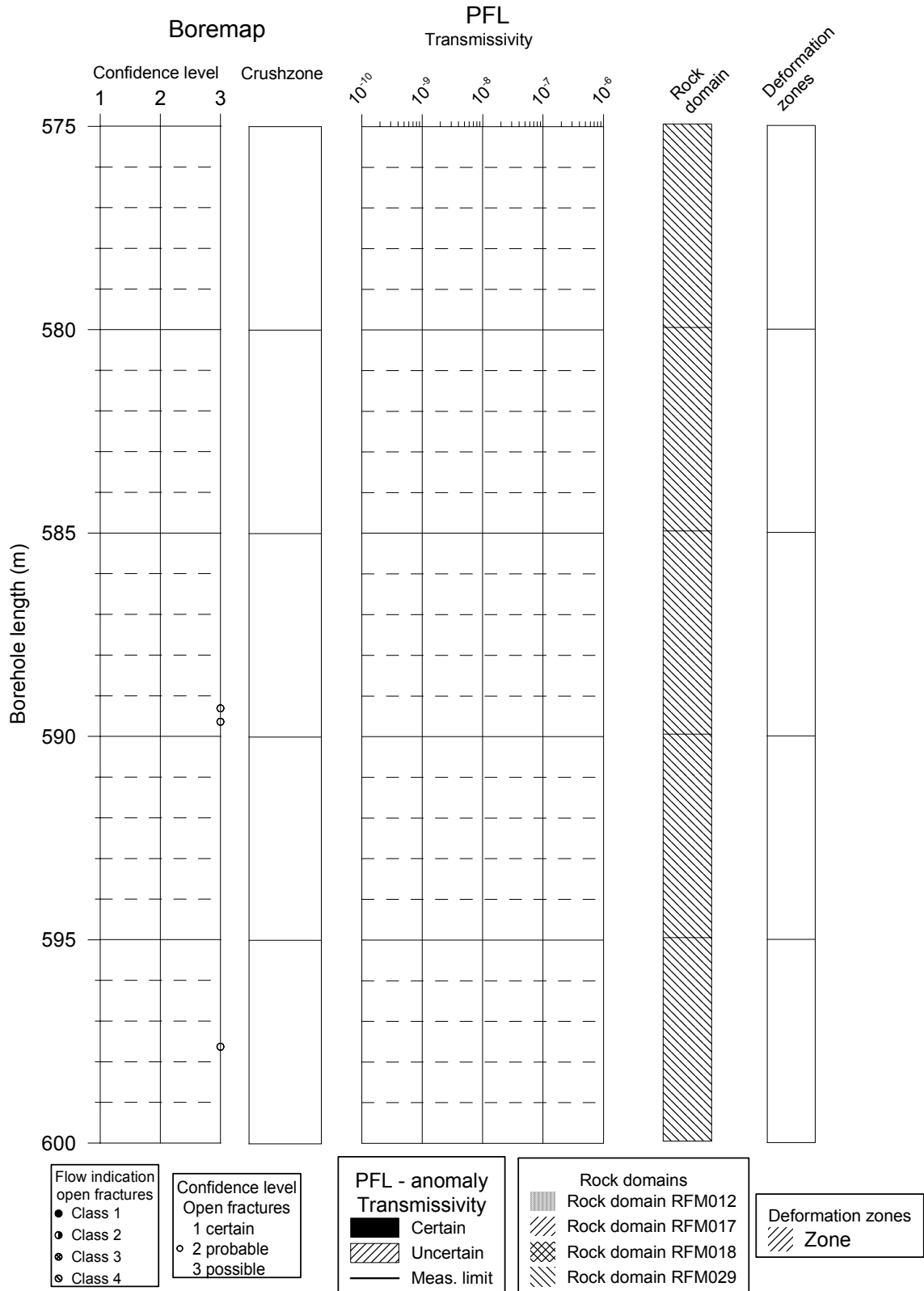
KFM01A




KFM01A



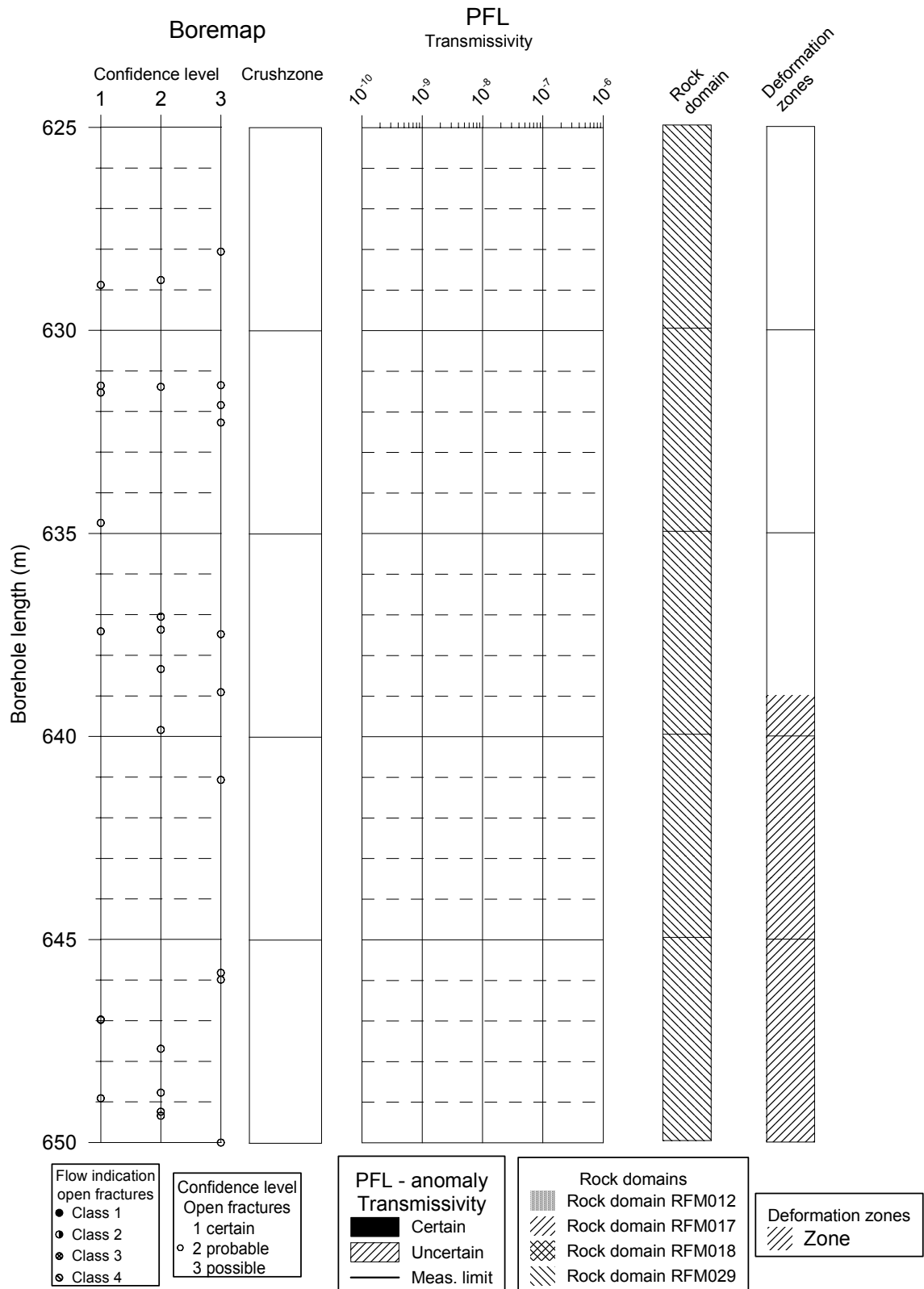
KFM01A




KFM01A



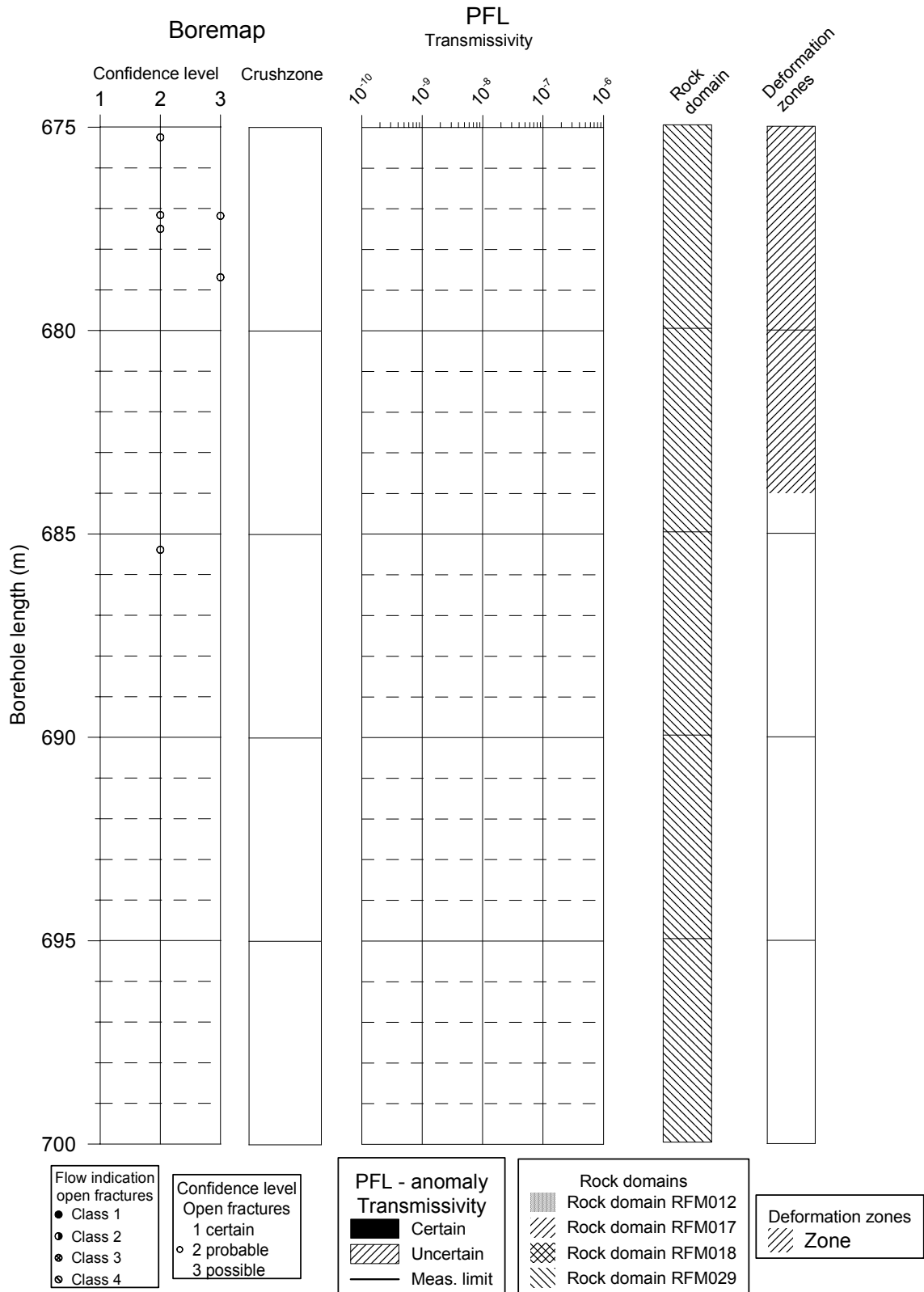
KFM01A



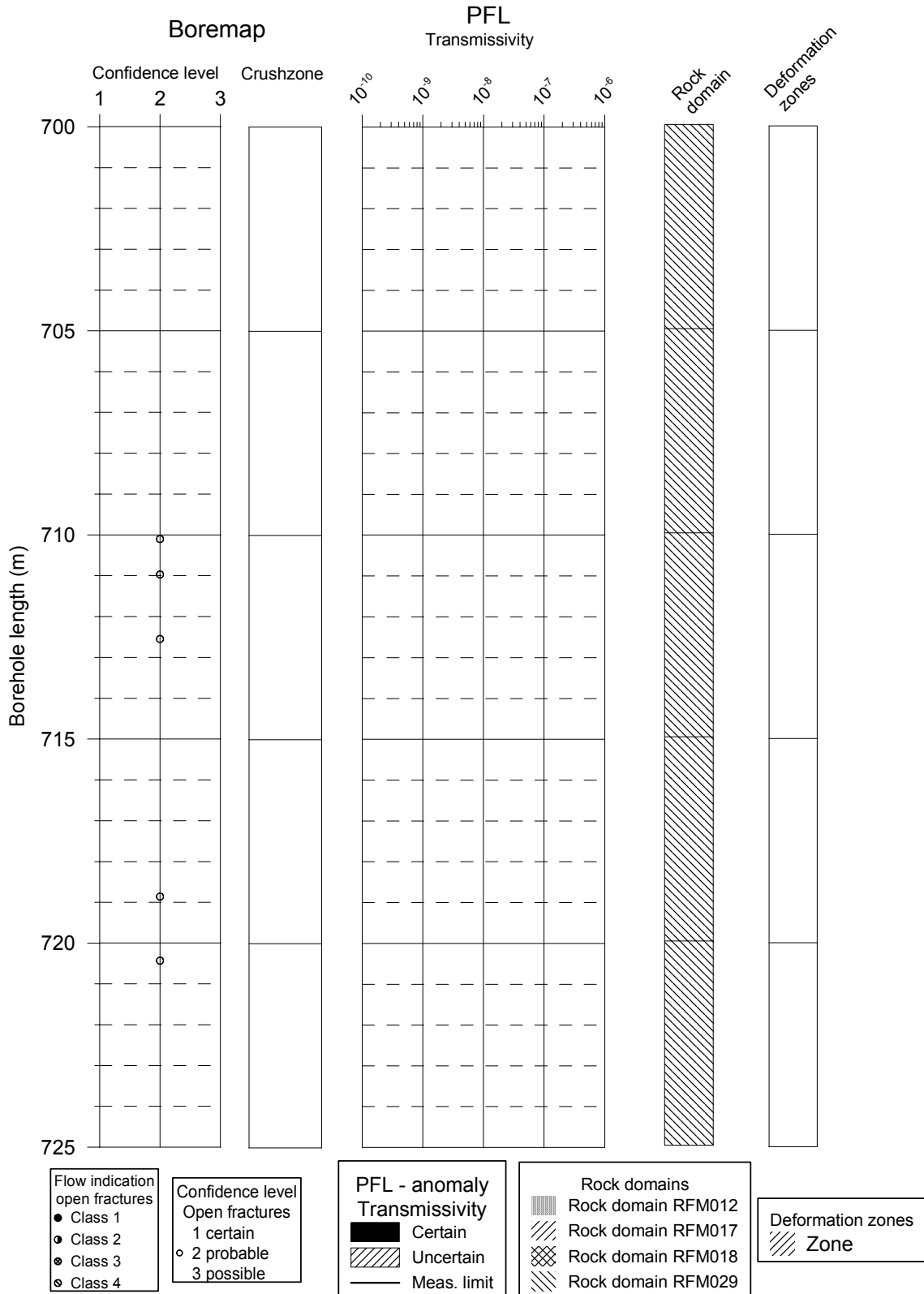
KFM01A



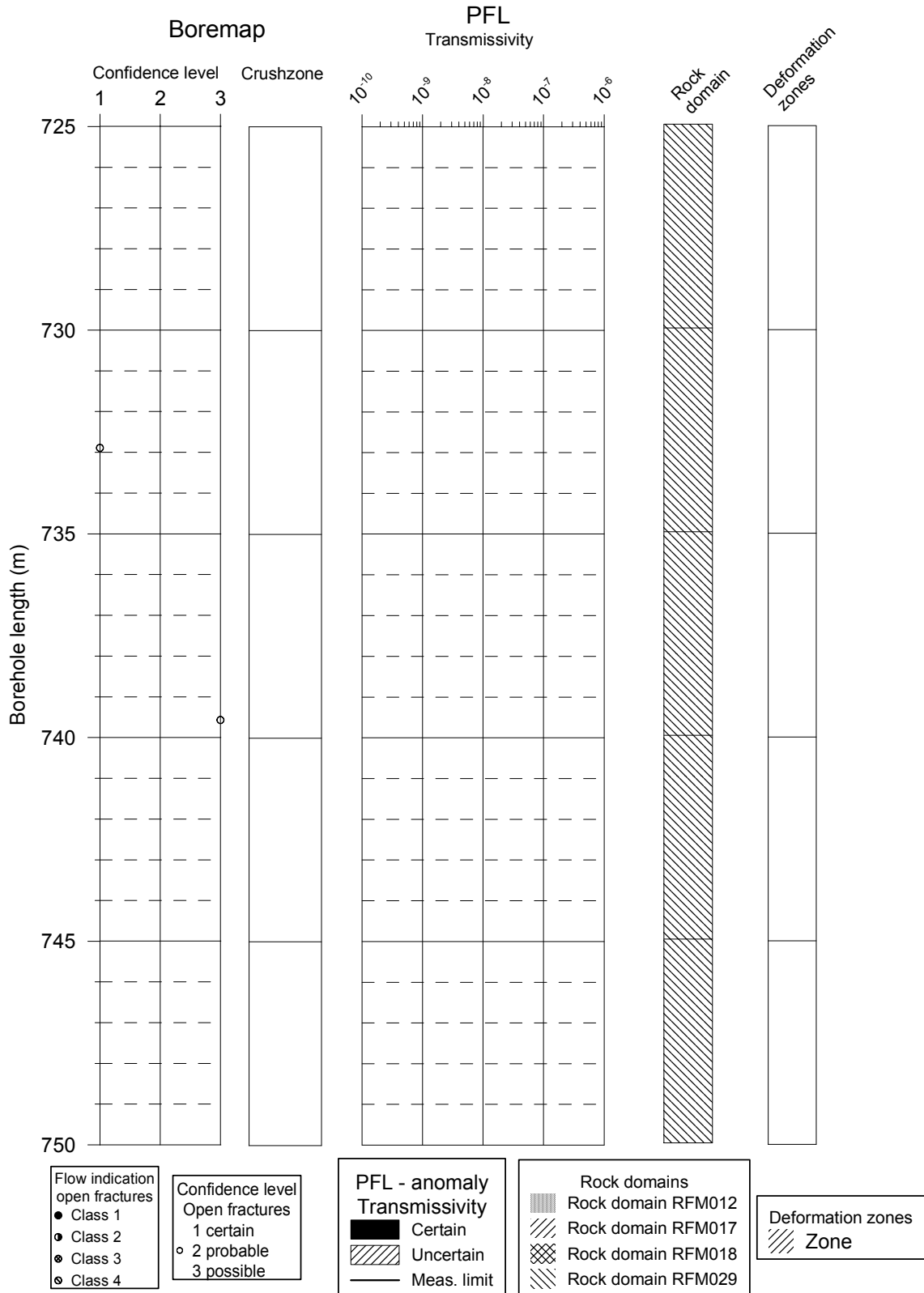
KFM01A




KFM01A



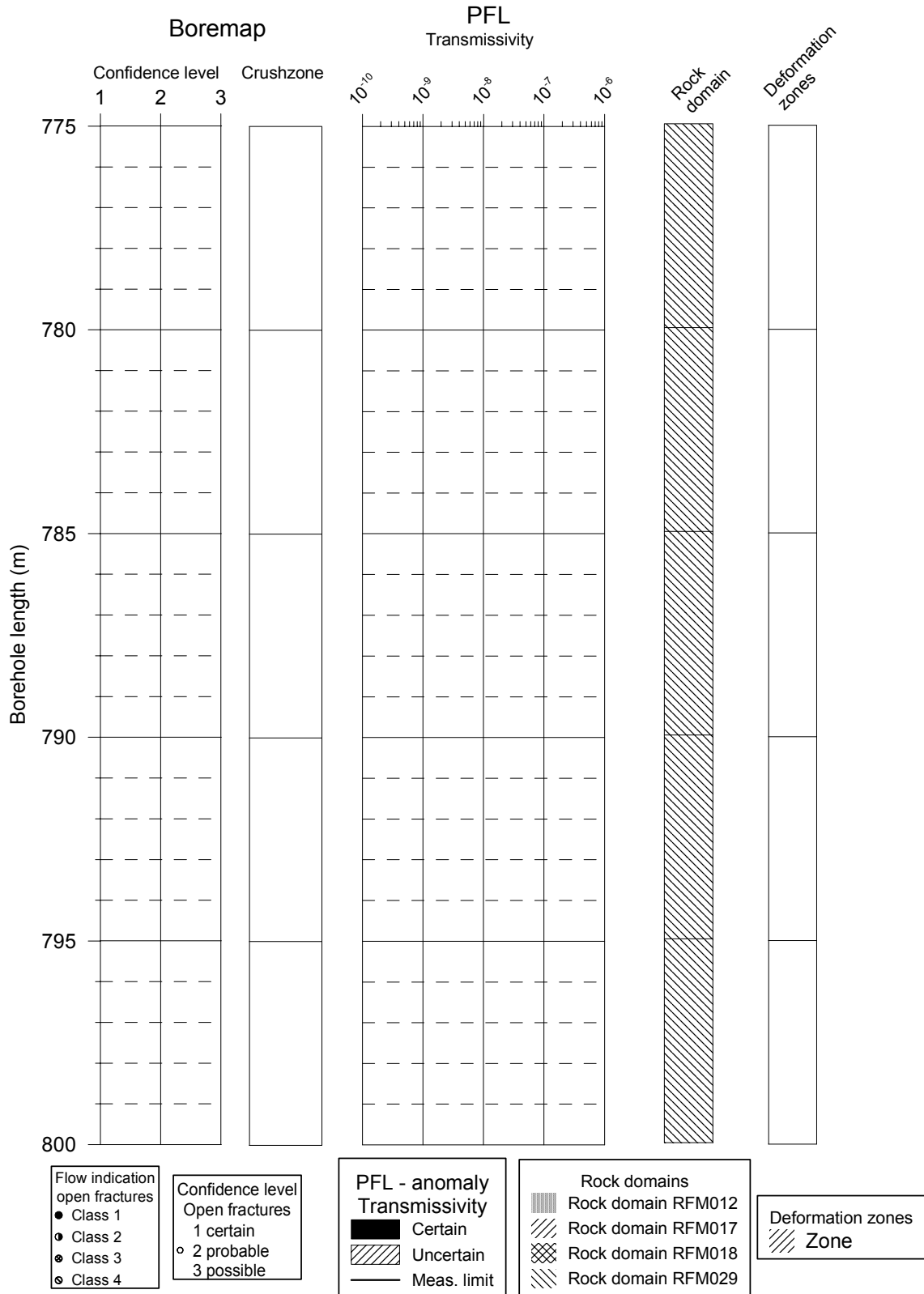
KFM01A




KFM01A



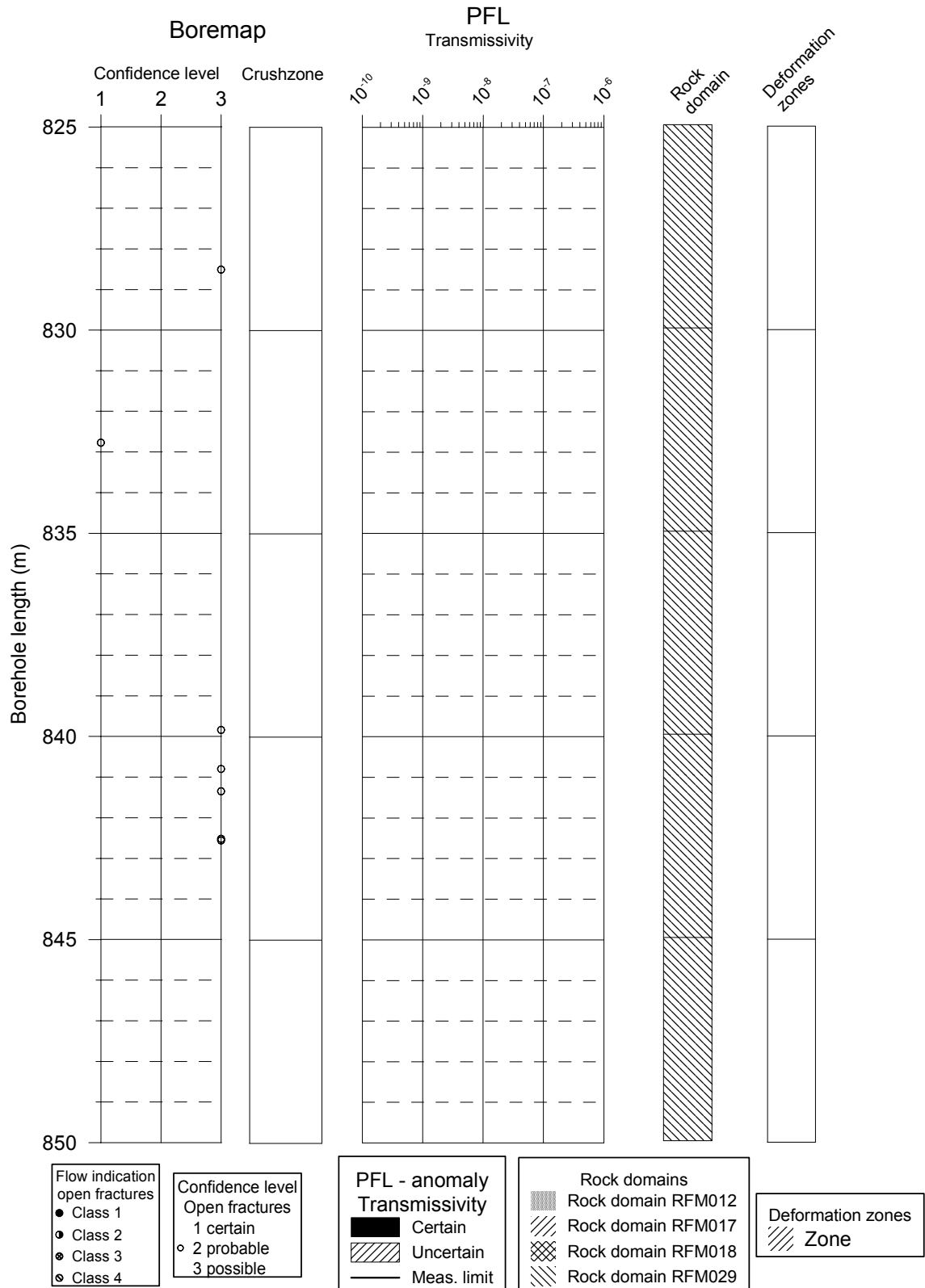
KFM01A



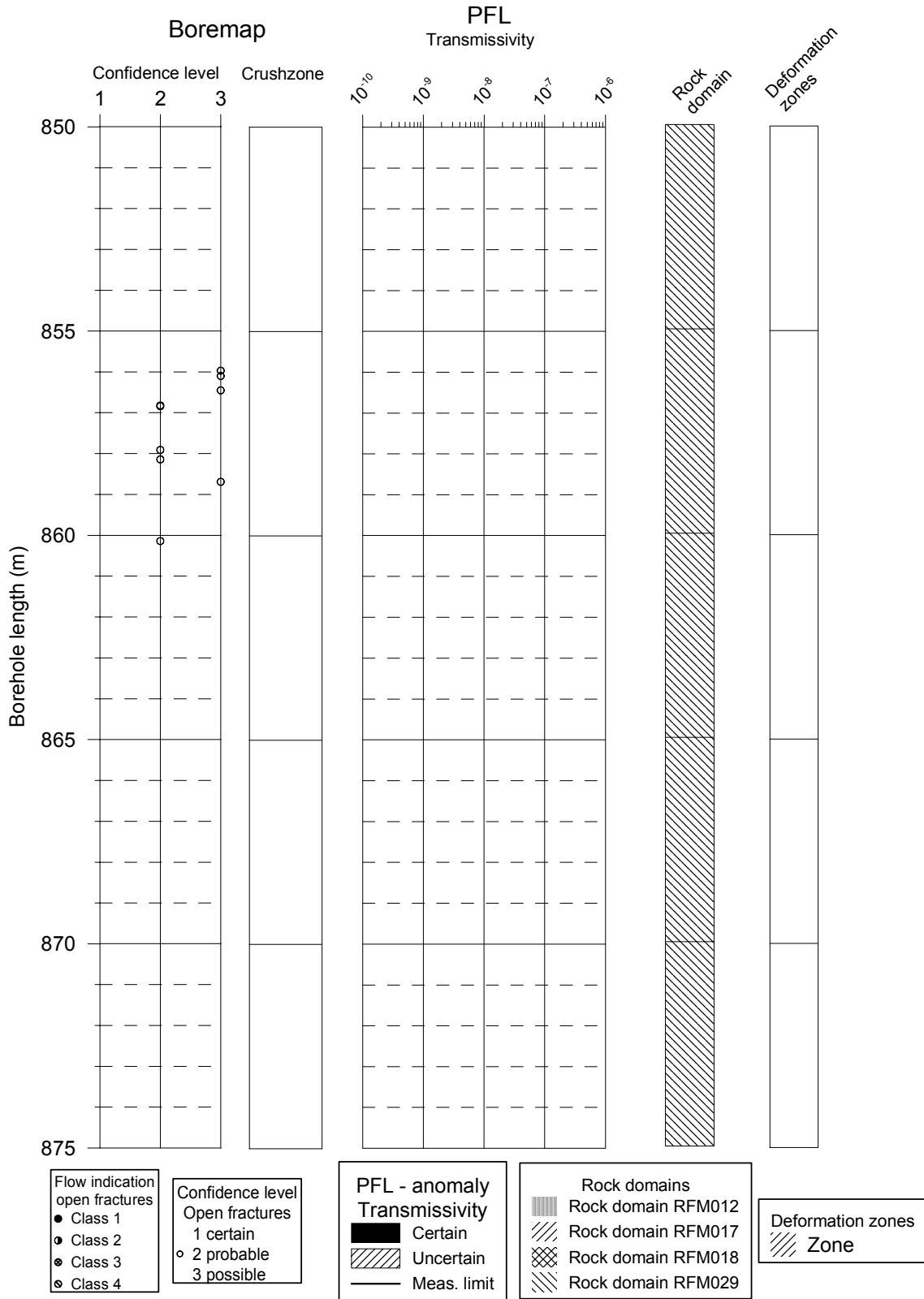
KFM01A



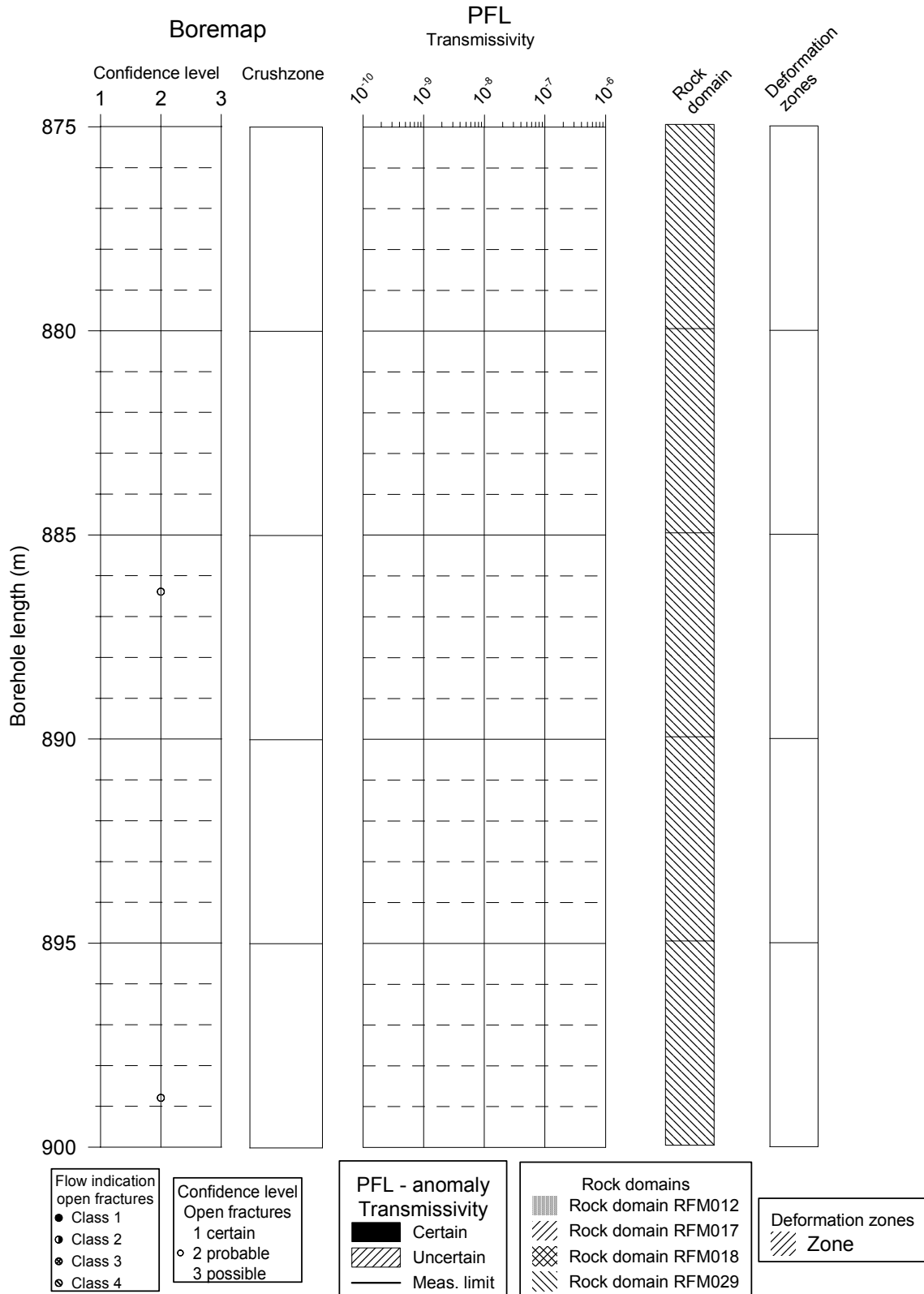
KFM01A



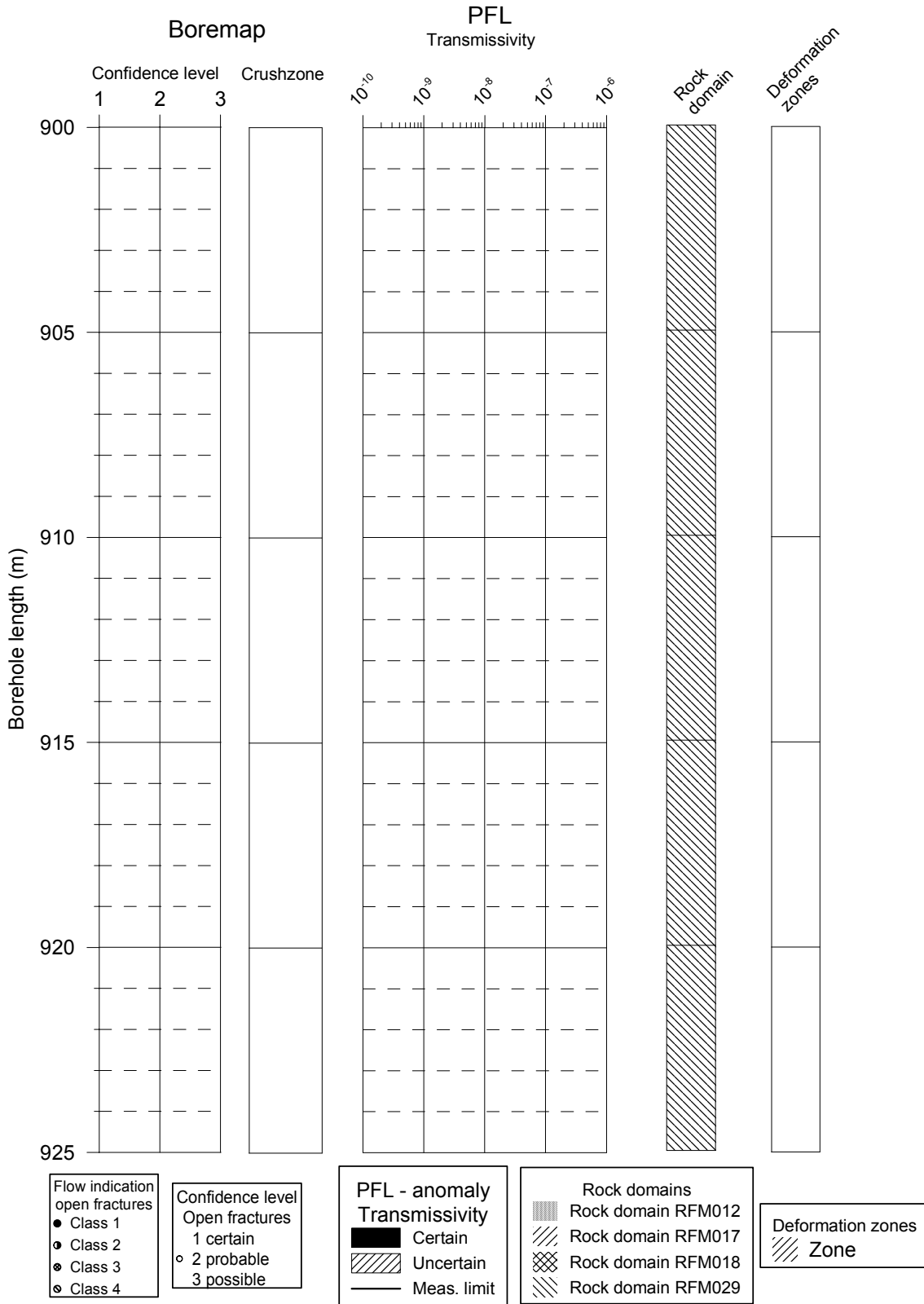
KFM01A



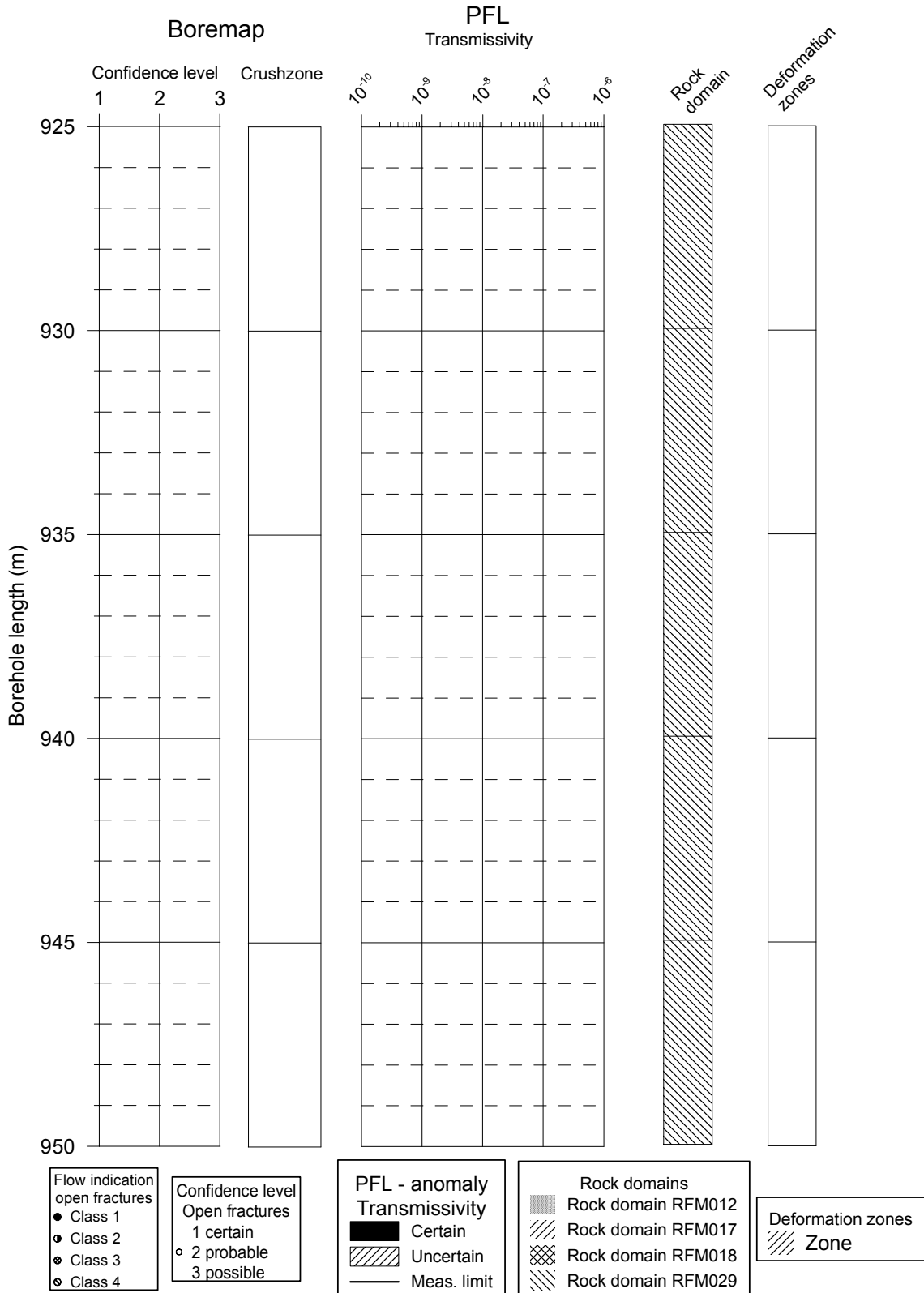
KFM01A



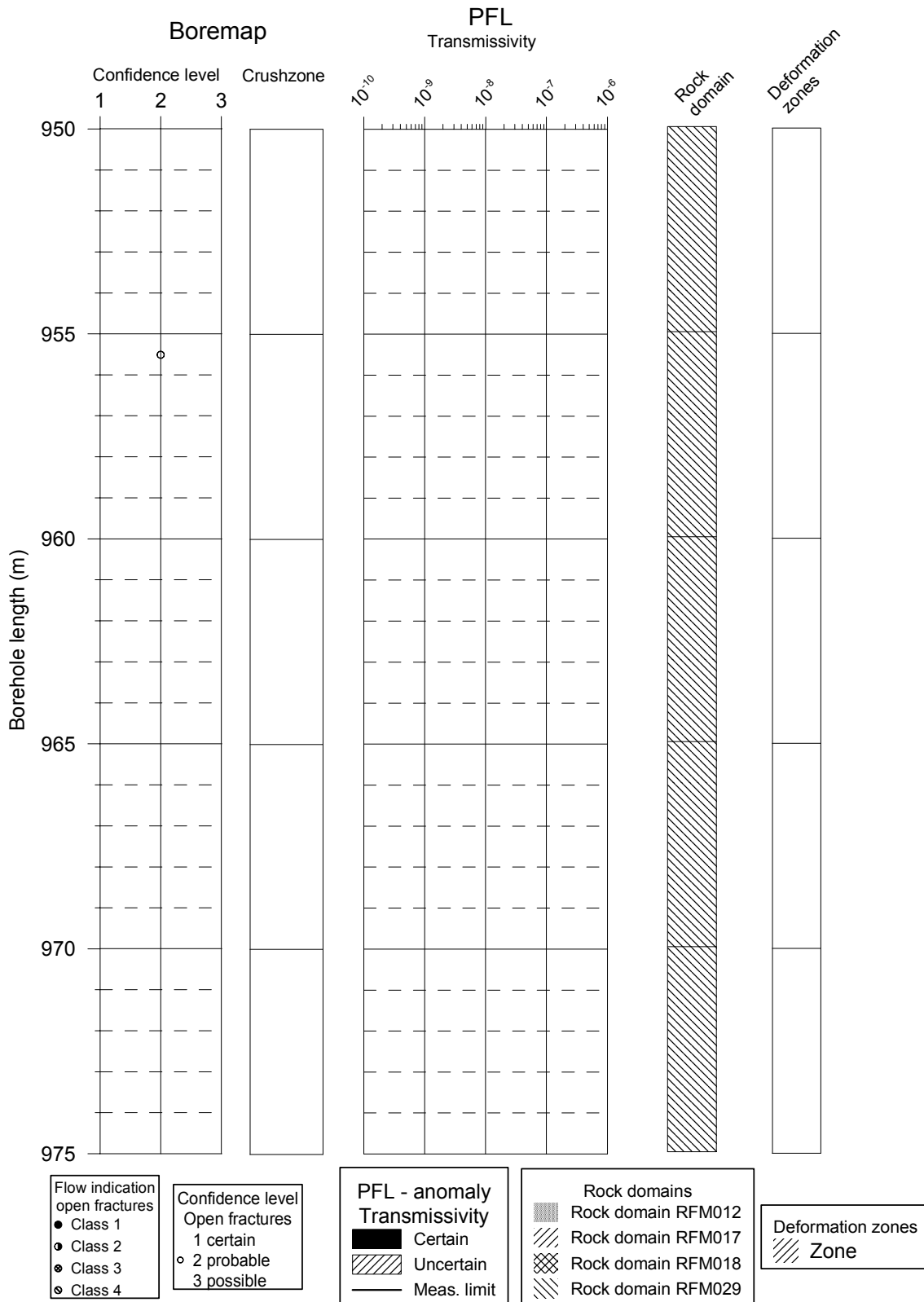
KFM01A




KFM01A



KFM01A



KFM01A



KFM01A – BIPS images

Table A1b-1. KFM01A. Interpretation of PFL measurements and BOREMAP data

PFL anom. No	PFL anom data	Boremap data	BIPS Image
1a	Bh-length (m) = 105.30 T (m ² /s) = 1.11E-9 PFL confidence= Certain	Adjusted secup (m) = 105.11 Fract_interpret / Varcode= open fr. Frac.interp. confidence= Probable PFL-anom. confidence= 2	
1b		Adjusted secup (m) = 105.34 Fract_interpret / Varcode= open fr. Frac.interp. confidence= Certain PFL-anom. confidence= 1	
1c		Adjusted secup (m) = 105.37 Fract_interpret / Varcode= open fr. Frac.interp. confidence= Certain PFL-anom. confidence= 1	

Table A1b-2. KFM01A. Interpretation of PFL measurements and BOREMAP data

PFL anom. No	PFL anom data	Boremap data	BIPS Image
2	Bh-length (m) = 106.90 T (m ² /s) = 4.71E-10 PFL confidence= Uncertain	Adjusted secup (m) =107.17 Fract_interpret / Varcod= open fr. Frac.interp. confidence= Probable PFL-anom. confidence= 3	

Table A1b-3. KFM01A. Interpretation of PFL measurements and BOREMAP data

PFL anom. No	PFL anom data	Boremap data	BIPS Image
3a	Bh-length (m) = 113.80 T (m ² /s) = 2.55E-9 PFL confidence= Certain	Adjusted secup (m) = 113.75 Fract_interpret / Varcodes= open fr. Frac.interp. confidence= Probable PFL-anom. confidence= 1	
3b		Adjusted secup (m) = 113.78 Fract_interpret / Varcodes= open fr. Frac.interp. confidence= Certain PFL-anom. confidence= 1	
3c		Adjusted secup (m) = 113.83 Fract_interpret / Varcodes= open fr. Frac.interp. confidence= Possible PFL-anom. confidence= 1	

Table A1b-4. KFM01A. Interpretation of PFL measurements and BOREMAP data

PFL anom. No	PFL anom data	Boremap data	BIPS Image
4a	Bh-length (m) = 115.20 T (m ² /s) = 3.60E-8 PFL confidence= Certain	Adjusted secup (m) =115.16 Fract_interpret / Varcodes= open fr. Frac.interp. confidence= Probable PFL-anom. confidence= 1	
4b		Adjusted secup (m) =115.17 Fract_interpret / Varcodes= open fr. Frac.interp. confidence= Probable PFL-anom. confidence= 1	
4c		Adjusted secup (m) =115.22 Fract_interpret / Varcodes= open fr. Frac.interp. confidence= Certain PFL-anom. confidence= 1	

Table A1b-5. KFM01A. Interpretation of PFL measurements and BOREMAP data

PFL anom. No	PFL anom data	Boremap data	BIPS Image
5	Bh-length (m) = 118.30	Adjusted secup (m) = 118.31	
	T (m ² /s) = 5.35E-8	Fract_interpret / Varcodes= open fr.	
	PFL confidence= Certain	Frac.interp. confidence= Certain PFL-anom. confidence= 1	

Table A1b-6. KFM01A. Interpretation of PFL measurements and BOREMAP data

PFL anom. No	PFL anom data	Boremap data	BIPS Image
6a	Bh-length (m) = 121.70 T (m ² /s) = 3.22E-9 PFL confidence= Certain	Adjusted secup (m) =121.56 Fract_interpret / Varcodes= open fr. Frac.interp. confidence= Possible PFL-anom. confidence= 2	
6b		Adjusted secup (m) =121.67 Fract_interpret / Varcodes= open fr. Frac.interp. confidence= Possible PFL-anom. confidence= 1	
6c		Adjusted secup (m) =121.80 Fract_interpret / Varcodes= open fr. Frac.interp. confidence= Certain PFL-anom. confidence= 1	

Table A1b-7. KFM01A. Interpretation of PFL measurements and BOREMAP data

PFL anom. No	PFL anom data	Boremap data	BIPS Image
7a	Bh-length (m) = 122.60 T (m ² /s) = 3.72E-9 PFL confidence= Certain	Adjusted secup (m) =122.53 Fract_interpret / Varcodes= open fr. Frac.interp. confidence= Possible PFL-anom. confidence= 1	
7b		Adjusted secup (m) =122.58 Fract_interpret / Varcodes= open fr. Frac.interp. confidence= Certain PFL-anom. confidence= 1	
7c		Adjusted secup (m) =122.59 Fract_interpret / Varcodes= open fr. Frac.interp. confidence= Certain PFL-anom. confidence= 1	
7d		Adjusted secup (m) =122.71 Fract_interpret / Varcodes= partly open fr. Frac.interp. confidence= Certain PFL-anom. confidence= 2	
7e		Adjusted secup (m) =122.72 Fract_interpret / Varcodes= open fr. Frac.interp. confidence= Certain PFL-anom. confidence= 2	

Table A1b-8. KFM01A. Interpretation of PFL measurements and BOREMAP data

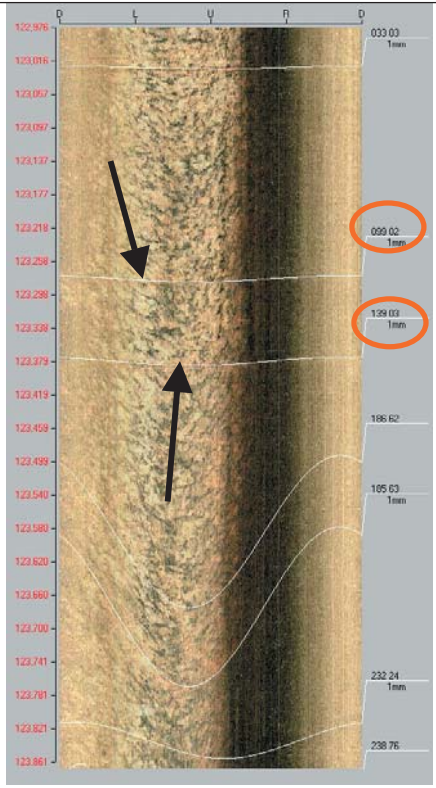
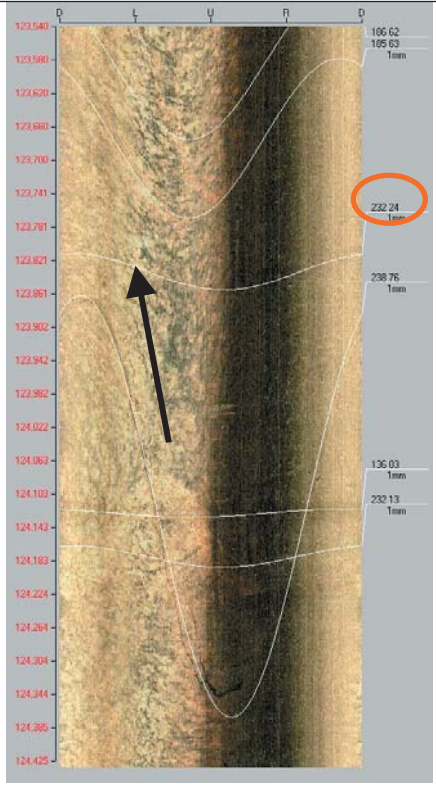
PFL anom. No	PFL anom data	Boremap data	BIPS Image
8a	Bh-length (m) = 123.30 T (m ² /s) = 1.26E-9 PFL confidence= Uncertain	Adjusted secup (m) =123.28 Fract_interpret / Varcodes= open fr. Frac.interp. confidence= Probable PFL-anom. confidence= 1	
8b		Adjusted secup (m) =123.38 Fract_interpret / Varcodes= open fr. Frac.interp. confidence= Possible PFL-anom. confidence= 1	
9	Bh-length (m) = 123.84 T (m ² /s) = 4.70E-10 PFL confidence= Uncertain	Adjusted secup (m) =123.84 Fract_interpret / Varcodes= open fr. Frac.interp. confidence= Probable PFL-anom. confidence= 1	

Table A1b-9. KFM01A. Interpretation of PFL measurements and BOREMAP data

PFL anom. No	PFL anom data	Boremap data	BIPS Image
10a	Bh-length (m) = 128.10 T (m ² /s) = 1.98E-9 PFL confidence= Uncertain	Adjusted secup (m) =128.09 Fract_interpret / Varcodes= open fr. Frac.interp. confidence= Certain PFL-anom. confidence= 1	
10b		Adjusted secup (m) =128.35 Fract_interpret / Varcodes= partly open fr. Frac.interp. confidence= Certain PFL-anom. confidence= 3	

Table A1b-10. KFM01A. Interpretation of PFL measurements and BOREMAP data

PFL anom. No	PFL anom data	Boremap data	BIPS Image
11a	Bh-length (m) = 128.40 T (m ² /s) = 6.19E-10 PFL confidence= Uncertain	Adjusted secup (m) = 128.35 (same as 10b) Fract_interpret / Varcodes= partly open fr. Frac.interp. confidence= Certain PFL-anom. confidence= 1	
11b		Adjusted secup (m) = 128.46 Fract_interpret / Varcodes= open fr. Frac.interp. confidence= Certain PFL-anom. confidence= 1	
11c		Adjusted secup (m) = 128.58 Fract_interpret / Varcodes= partly open fr. Frac.interp. confidence= Certain PFL-anom. confidence= 2	

Table A1b-11. KFM01A. Interpretation of PFL measurements and BOREMAP data

PFL anom. No	PFL anom data	Boremap data	BIPS Image
12	Bh-length (m) = 145.00 T (m ² /s) = 8.66E-10 PFL confidence= Uncertain	Adjusted secup (m) =145.10 Fract_interpret / Varcodes= open fr. Frac.interp. confidence= Certain PFL-anom. confidence= 1	<p>The BIPS image displays a vertical borehole profile. The left side features depth markers in meters, ranging from 144.704 at the top to 145.563 at the bottom. The right side also has depth markers, including 030.02 1mm, 081.81, 294.29 3mm (circled in red), and 162.28 1mm. A black arrow points to a fracture zone between approximately 145.10 and 145.20 meters depth. The borehole wall shows various textures and colors, indicating different geological layers and fractures.</p>

Table A1b-12. KFM01A. Interpretation of PFL measurements and BOREMAP data

PFL anom. No	PFL anom data	Boremap data	BIPS Image
13a	Bh-length (m) = 146.80	Adjusted secup (m) =146.70	
	T (m ² /s) = 7.29E-9	Fract_interpret / Varcodes= open fr.	
	PFL confidence= Certain	Frac.interp. confidence= Certain	
13b		Adjusted secup (m) =147.00	
		Fract_interpret / Varcodes= open fr.	
		Frac.interp. confidence= Certain	
13c		Adjusted secup (m) =147.03	
		Fract_interpret / Varcodes= open fr.	
		Frac.interp. confidence= Possible	
		PFL-anom. confidence= 3	

Table A1b-13. KFM01A. Interpretation of PFL measurements and BOREMAP data

PFL anom. No	PFL anom data	Boremap data	BIPS Image
14a	Bh-length (m) = 147.70 T (m ² /s) = 7.78E-9 PFL confidence= Certain	Adjusted secup (m) =147.66 Fract_interpret / Varcodes= open fr. Frac.interp. confidence= Certain PFL-anom. confidence= 1	
14b		Adjusted secup (m) =147.68 Fract_interpret / Varcodes= open fr. Frac.interp. confidence= Certain PFL-anom. confidence= 1	
14c		Adjusted secup (m) =147.72 Fract_interpret / Varcodes= open fr. Frac.interp. confidence= Certain PFL-anom. confidence= 1	

Table A1b-14. KFM01A. Interpretation of PFL measurements and BOREMAP data

PFL anom. No	PFL anom data	Boremap data	BIPS Image
15a	Bh-length (m) = 149.10 T (m ² /s) = 8.28E-9 PFL confidence= Certain	Adjusted secup (m) =148.91 Fract_interpret / Varcodes= open fr. Frac.interp. confidence= Possible PFL-anom. confidence= 2	
15b		Adjusted secup (m) =149.07 Fract_interpret / Varcodes= partly open fr. Frac.interp. confidence= Certain PFL-anom. confidence= 1	
15c		Adjusted secup (m) =149.12 Fract_interpret / Varcodes= open fr. Frac.interp. confidence= Probable PFL-anom. confidence= 1	
15d		Adjusted secup (m) =149.16 Fract_interpret / Varcodes= open fr. Frac.interp. confidence= Probable PFL-anom. confidence= 1	
15e		Adjusted secup (m) =149.20 Fract_interpret / Varcodes= open fr. Frac.interp. confidence= Certain PFL-anom. confidence= 1	

PFL anom. No	PFL anom data	Boremap data	BIPS Image
15f		Adjusted secup (m) =149.24 Fract_interpret / Varcodes= open fr. Frac.interp. confidence= Possible PFL-anom. confidence= 2	

Table A1b-15. KFM01A. Interpretation of PFL measurements and BOREMAP data

PFL anom. No	PFL anom data	Boremap data	BIPS Image
16	Bh-length (m) = 158.60 T (m ² /s) = 1.06E-8 PFL confidence= Certain	Adjusted secup (m) =158.60 Fract_interpret / Varcodes= open fr. Frac.interp. confidence= Certain PFL-anom. confidence= 1	<p>The BIPS image displays a vertical borehole profile with depth markers ranging from 158.257 to 159.142 on the left and 161.04 to 334.85 on the right. A black arrow points to a feature at approximately 158.619 depth. A red circle highlights a value of 149.10 3mm on the right side.</p>

Table A1b-16. KFM01A. Interpretation of PFL measurements and BOREMAP data

PFL anom. No	PFL anom data	Boremap data	BIPS Image
17a	Bh-length (m) = 159.30 T (m ² /s) = 4.94E-10 PFL confidence= Uncertain	Adjusted secup (m) =159.10 Fract_interpret / Varcode= open fr. Frac.interp. confidence= Possible PFL-anom. confidence= 2	
17b		Adjusted secup (m) =159.26 Fract_interpret / Varcode= partly open fr. Frac.interp. confidence= Certain PFL-anom. confidence= 1	
17c		Adjusted secup (m) =159.34 Fract_interpret / Varcode= open fr. Frac.interp. confidence= Possible PFL-anom. confidence= 1	
17d		Adjusted secup (m) =159.41 Fract_interpret / Varcode= open fr. Frac.interp. confidence= Certain PFL-anom. confidence= 1	
17e		Adjusted secup (m) =159.46 Fract_interpret / Varcode= open fr. Frac.interp. confidence= Certain PFL-anom. confidence= 1	

Table A1b-17. KFM01A. Interpretation of PFL measurements and BOREMAP data

PFL anom. No	PFL anom data	Boremap data	BIPS Image
18a	Bh-length (m) = 161.90 T (m ² /s) = 7.42E-10 PFL confidence= Uncertain	Adjusted secup (m) =161.94 Fract_interpret / Varcodes= open fr. Frac.interp. confidence= Probable PFL-anom. confidence= 2	
18b		Adjusted secup (m) =162.07 Fract_interpret / Varcodes= open fr. Frac.interp. confidence= Possible PFL-anom. confidence= 2	
18c		Adjusted secup (m) =162.09 Fract_interpret / Varcodes= open fr. Frac.interp. confidence= Certain PFL-anom. confidence= 2	

Table A1b-18. KFM01A. Interpretation of PFL measurements and BOREMAP data

PFL anom. No	PFL anom data	Boremap data	BIPS Image
19a	Bh-length (m) = 162.90 T (m ² /s) = 4.20E-10 PFL confidence= Uncertain	Adjusted secup (m) =162.90 Fract_interpret / Varcodes= open fr. Frac.interp. confidence= Possible PFL-anom. confidence= 1	
19b		Adjusted secup (m) =163.06 Fract_interpret / Varcodes= open fr. Frac.interp. confidence= Probable PFL-anom. confidence= 2	

Table A1b-19. KFM01A. Interpretation of PFL measurements and BOREMAP data

PFL anom. No	PFL anom data	Boremap data	BIPS Image
20a	Bh-length (m) = 174.80 T (m ² /s) = 2.47E-10 PFL confidence= Uncertain	Adjusted secup (m) =174.70 Fract_interpret / Varcodes= open fr. Frac.interp. confidence= Possible PFL-anom. confidence= 1	
20b		Adjusted secup (m) =174.90 Fract_interpret / Varcodes= open fr. Frac.interp. confidence= Possible PFL-anom. confidence= 1	
21	Bh-length (m) = 178.00 T (m ² /s) = 1.24E-9 PFL confidence= Uncertain	Adjusted secup (m) =177.81 Fract_interpret / Varcodes= open fr. Frac.interp. confidence= Certain PFL-anom. confidence= 2	

Table A1b-20. KFM01A. Interpretation of PFL measurements and BOREMAP data

PFL anom. No	PFL anom data	Boremap data	BIPS Image
22	Bh-length (m) = 178.30	Adjusted secup (m) = 178.39	
	$T (m^2/s) = 4.74E-8$	Fract_interpret / Varcodes = open fr.	
	PFL confidence = Certain	Frac.interp. confidence = Certain	
		PFL-anom. confidence = 1	

Table A1b-21. KFM01A. Interpretation of PFL measurements and BOREMAP data

PFL anom. No	PFL anom data	Boremap data	BIPS Image
23a	Bh-length (m) = 187.80 T (m ² /s) = 2.84E-9 PFL confidence= Certain	Adjusted secup (m) = 187.59 Fract_interpret / Varcode= partly open fr. Frac.interp. confidence= Certain PFL-anom. confidence= 3	
23b		Adjusted secup (m) = 187.75 Fract_interpret / Varcode= open fr. Frac.interp. confidence= Certain PFL-anom. confidence= 1	
23c		Adjusted secup (m) = 187.78 Fract_interpret / Varcode= partly open fr. Frac.interp. confidence= Certain PFL-anom. confidence= 1	
23d		Adjusted secup (m) = 187.87 Fract_interpret / Varcode= open fr. Frac.interp. confidence= Certain PFL-anom. confidence= 1	
23e		Adjusted secup (m) = 187.94 Fract_interpret / Varcode= open fr. Frac.interp. confidence= Possible PFL-anom. confidence= 2	

Table A1b-22. KFM01A. Interpretation of PFL measurements and BOREMAP data

PFL anom. No	PFL anom data	Boremap data	BIPS Image
24a	Bh-length (m) = 227.00 T (m ² /s) = 3.71E-10 PFL confidence= Uncertain	Adjusted secup (m) =226.85 Fract_interpret / Varcodes= open fr. Frac.interp. confidence= Possible PFL-anom. confidence= 2	
24b		Adjusted secup (m) =227.03 Fract_interpret / Varcodes= open fr. Frac.interp. confidence= Possible PFL-anom. confidence= 1	
24c		Adjusted secup (m) =227.05 Fract_interpret / Varcodes= open fr. Frac.interp. confidence= Possible PFL-anom. confidence= 1	

Table A1b-23. KFM01A. Interpretation of PFL measurements and BOREMAP data

PFL anom. No	PFL anom data	Boremap data	BIPS Image
25	<p>Bh-length (m) = 265.80</p> <p>T (m^2/s) = 3.45E-10</p> <p>PFL confidence= Uncertain</p>	<p>Adjusted secup (m) =265.77</p> <p>Fract_interpret / Varcodes= open fr.</p> <p>Frac.interp. confidence= Possible</p> <p>PFL-anom. confidence= 1</p>	
26a	<p>Bh-length (m) = 270.80</p> <p>T (m^2/s) = 4.93E-10</p> <p>PFL confidence= Uncertain</p>	<p>Adjusted secup (m) =270.78</p> <p>Fract_interpret / Varcodes= open fr.</p> <p>Frac.interp. confidence= Certain</p> <p>PFL-anom. confidence= 1</p>	
26b		<p>Adjusted secup (m) =270,93</p> <p>Fract_interpret / Varcodes= open fr.</p> <p>Frac.interp. confidence= Certain</p> <p>PFL-anom. confidence= 2</p>	

Table A1b-24. KFM01A. Interpretation of PFL measurements and BOREMAP data

PFL anom. No	PFL anom data	Boremap data	BIPS Image
27a	Bh-length (m) = 277.70 T (m ² /s) = 2.96E-10 PFL confidence= Uncertain	Adjusted secup (m) =277.66 Fract_interpret / Varcodes= open fr. Frac.interp. confidence= Certain PFL-anom. confidence= 1	
27b		Adjusted secup (m) =277.73 Fract_interpret / Varcodes= open fr. Frac.interp. confidence= Certain PFL-anom. confidence= 1	
27c		Adjusted secup (m) =277.74 Fract_interpret / Varcodes= open fr. Frac.interp. confidence= Certain PFL-anom. confidence= 1	
27d		Adjusted secup (m) =277.81 Fract_interpret / Varcodes= open fr. Frac.interp. confidence= Certain PFL-anom. confidence= 1	

Table A1b-25. KFM01A. Interpretation of PFL measurements and BOREMAP data

PFL anom. No	PFL anom data	Boremap data	BIPS Image
28a	Bh-length (m) = 292.60 T (m ² /s) = 6.41E-10 PFL confidence= Uncertain	Adjusted secup (m) =292.46 Fract_interpret / Varcod= partly open fr. Frac.interp. confidence= Certain PFL-anom. confidence= 2	
28b		Adjusted secup (m) =292.69 Fract_interpret / Varcod= open fr. Frac.interp. confidence= Certain PFL-anom. confidence= 1	
28c		Adjusted secup (m) =292.71 Fract_interpret / Varcod= open fr. Frac.interp. confidence= Possible PFL-anom. confidence= 2	
28d		Adjusted secup (m) =292.71 Fract_interpret / Varcod= open fr. Frac.interp. confidence= Possible PFL-anom. confidence= 2	

Table A1b-26. KFM01A. Interpretation of PFL measurements and BOREMAP data

PFL anom. No	PFL anom data	Boremap data	BIPS Image
29	Bh-length (m) = 306.60 T (m ² /s) = 5.67E-10 PFL confidence= Uncertain	Adjusted secup (m) = 306.93 Fract_interpret / Varcodes= open fr. Frac.interp. confidence= Certain PFL-anom. confidence= 4	
30	Bh-length (m) = 316.60 T (m ² /s) = 2.22E-9 PFL confidence= Certain	Adjusted secup (m) = 316.73 Fract_interpret / Varcodes= open fr. Frac.interp. confidence= Certain PFL-anom. confidence= 2	

Table A1b-27. KFM01A. Interpretation of PFL measurements and BOREMAP data

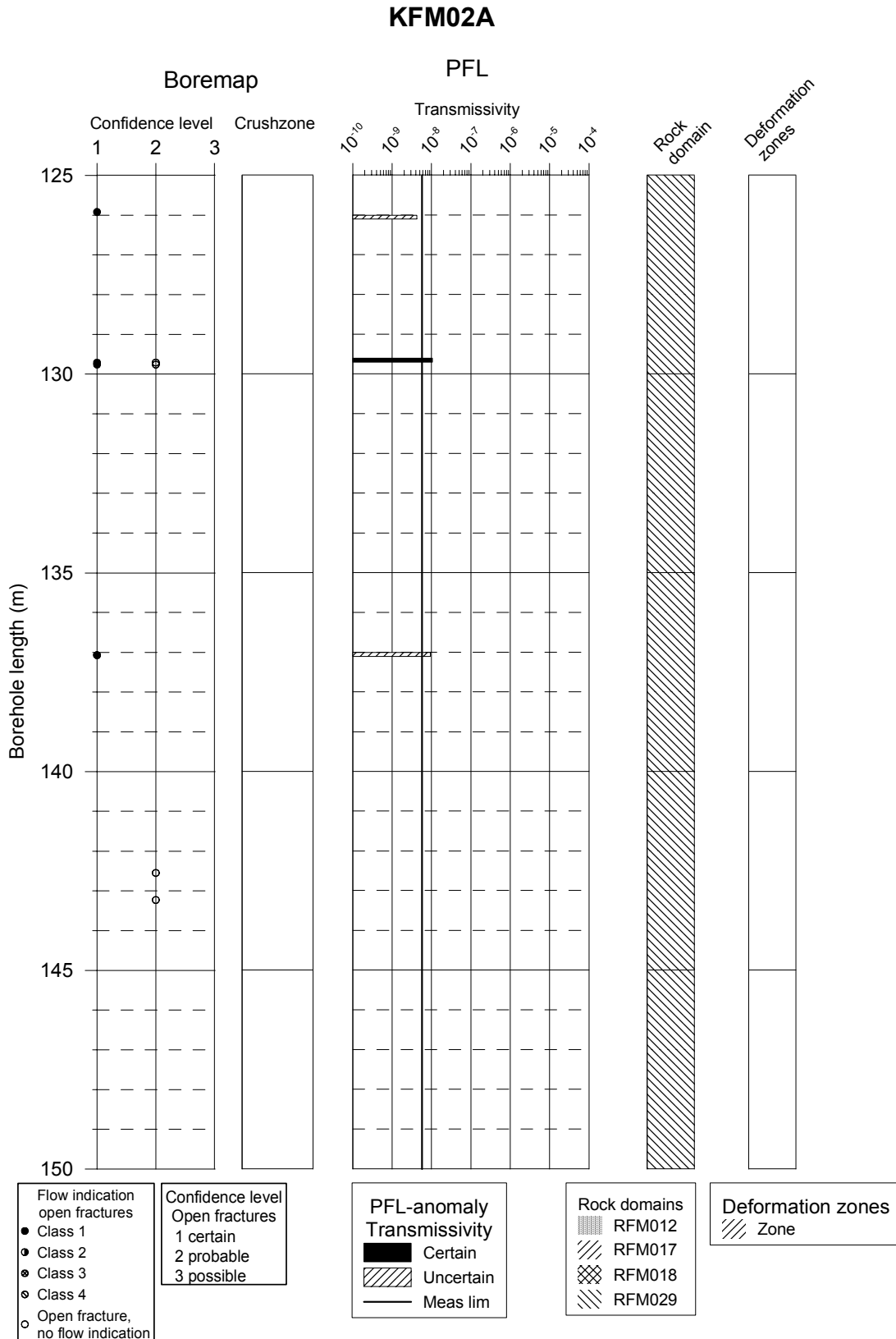
PFL anom. No	PFL anom data	Boremap data	BIPS Image
31	Bh-length (m) = 320.60 T (m ² /s) = 3.70E-10 PFL confidence= Uncertain	Adjusted secup (m) = 320.57 Fract_interpret / Varcodes= open fr. Frac.interp. confidence= Certain PFL-anom. confidence= 1	
32	Bh-length (m) = 325.90 T (m ² /s) = 2.71E-10 PFL confidence= Uncertain	Adjusted secup (m) = 325.94 Fract_interpret / Varcodes= open fr. Frac.interp. confidence= Certain PFL-anom. confidence= 1	

Table A1b-28. KFM01A. Interpretation of PFL measurements and BOREMAP data

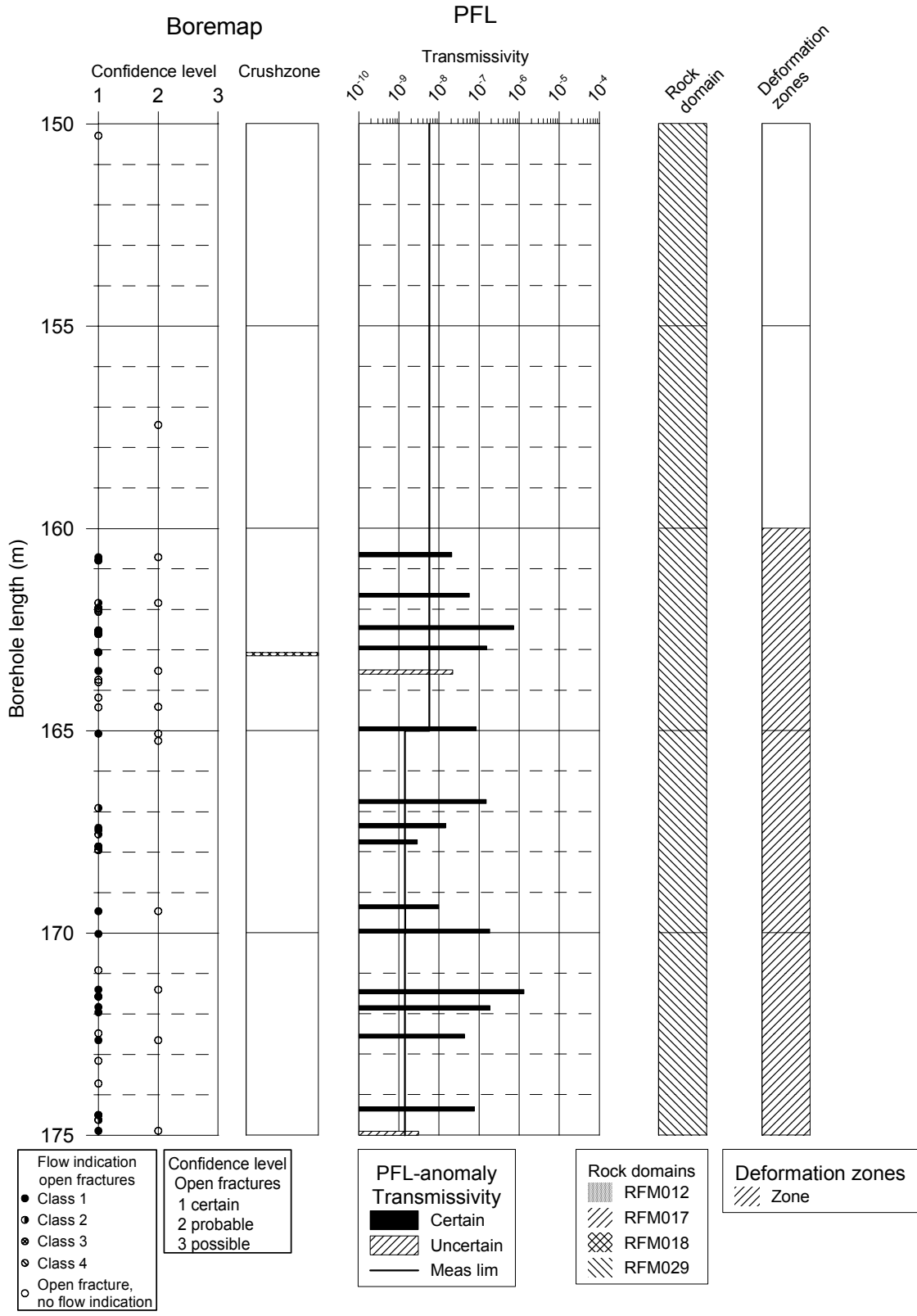
PFL anom. No	PFL anom data	Boremap data	BIPS Image
33	Bh-length (m) = 332.90 T (m ² /s) = 3.70E-10 PFL confidence= Uncertain	Adjusted secup (m) =332.91 Fract_interpret / Varcodes= open fr. Frac.interp. confidence= Certain PFL-anom. confidence= 1	
34a	Bh-length (m) = 363.40 T (m ² /s) = 3.94E-10 PFL confidence= Uncertain	Adjusted secup (m) =363.36 Fract_interpret / Varcodes= partly open fr. Frac.interp. confidence= Certain PFL-anom. confidence= 1	
34b		Adjusted secup (m) =363.40 Fract_interpret / Varcodes= open fr. Frac.interp. confidence= Certain PFL-anom. confidence= 1	

KFM02A

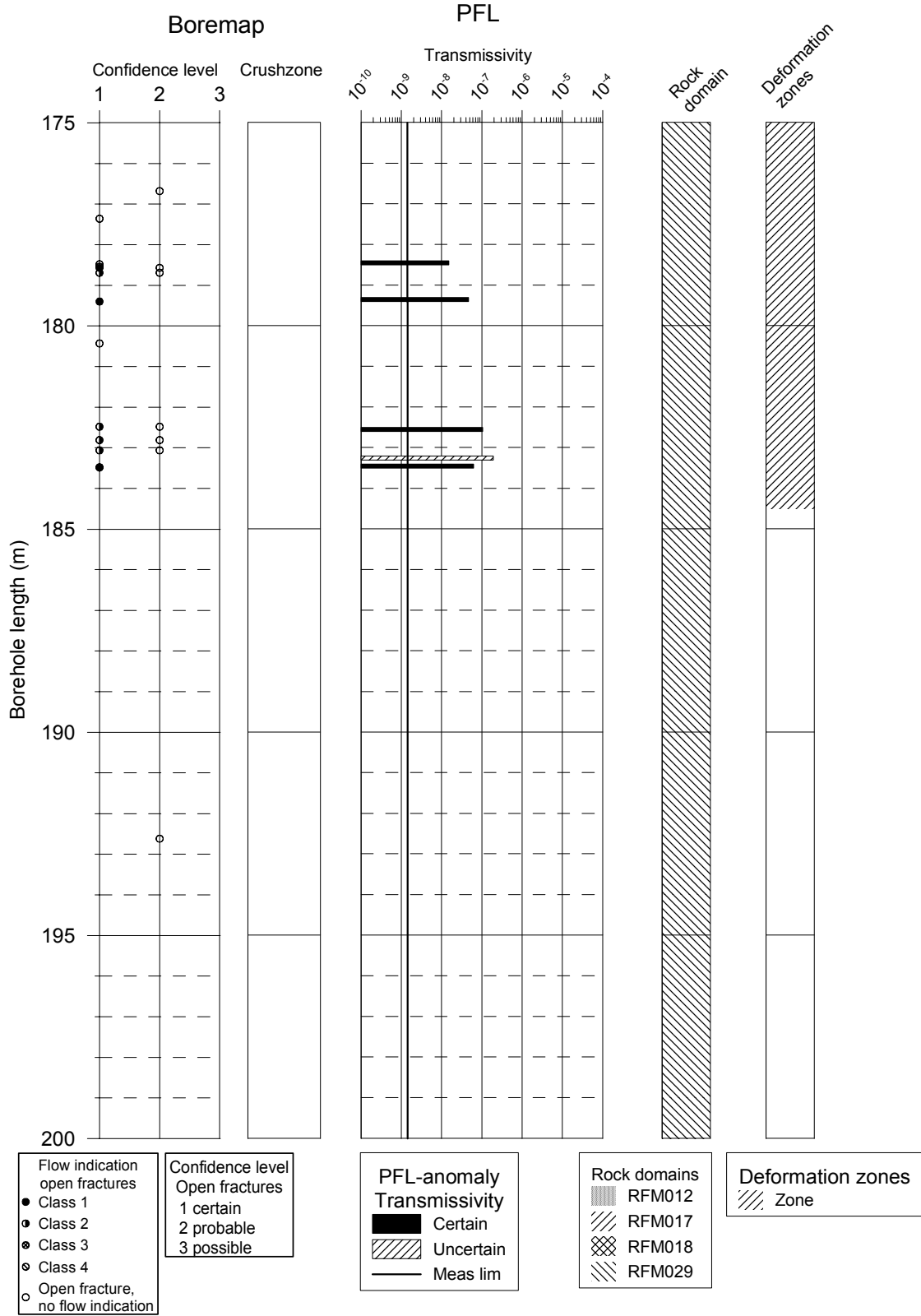
In this appendix plots showing Flow log anomalies to core mapped features in KFM02A for every 25 m of the borehole are found.



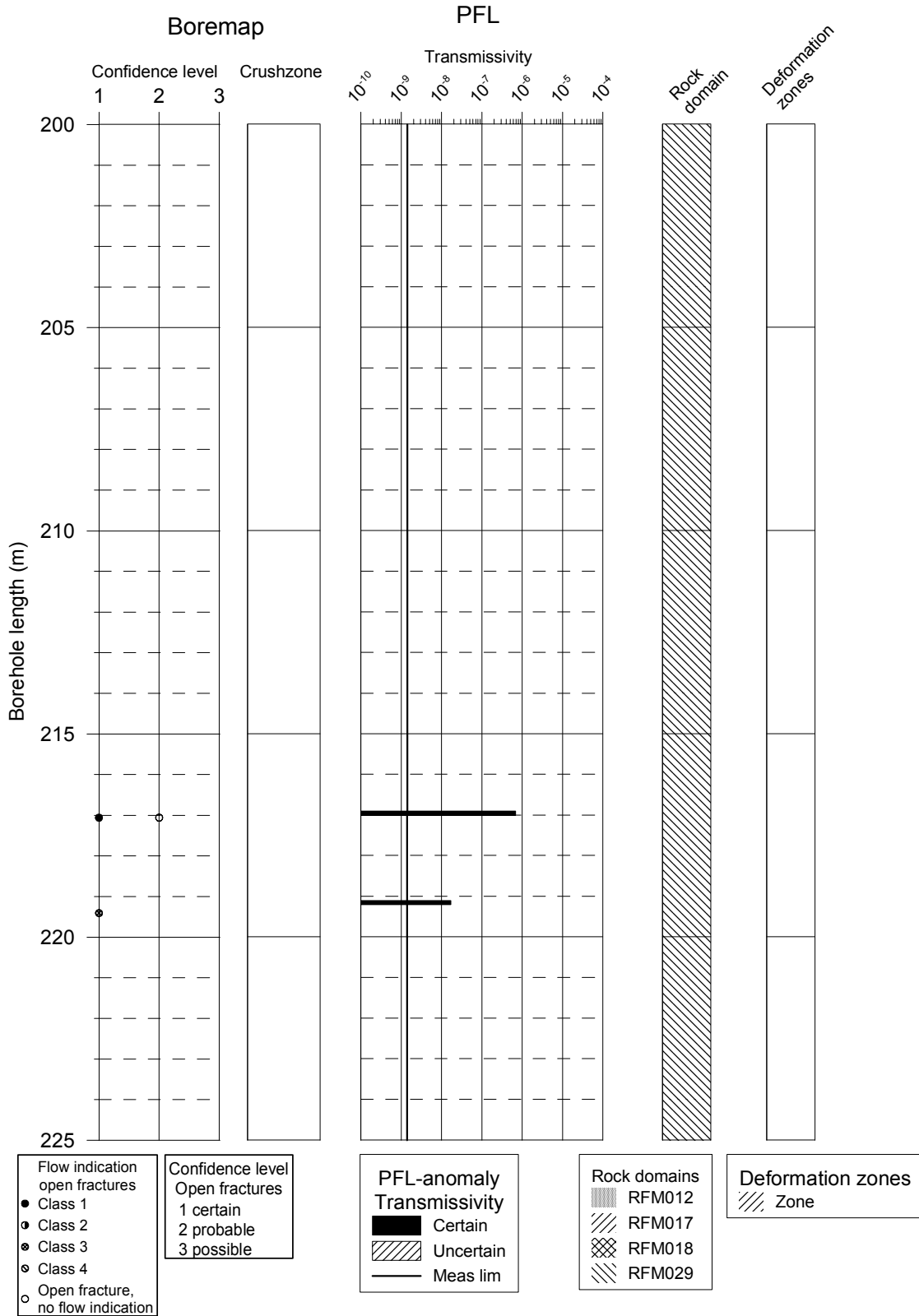
KFM02A



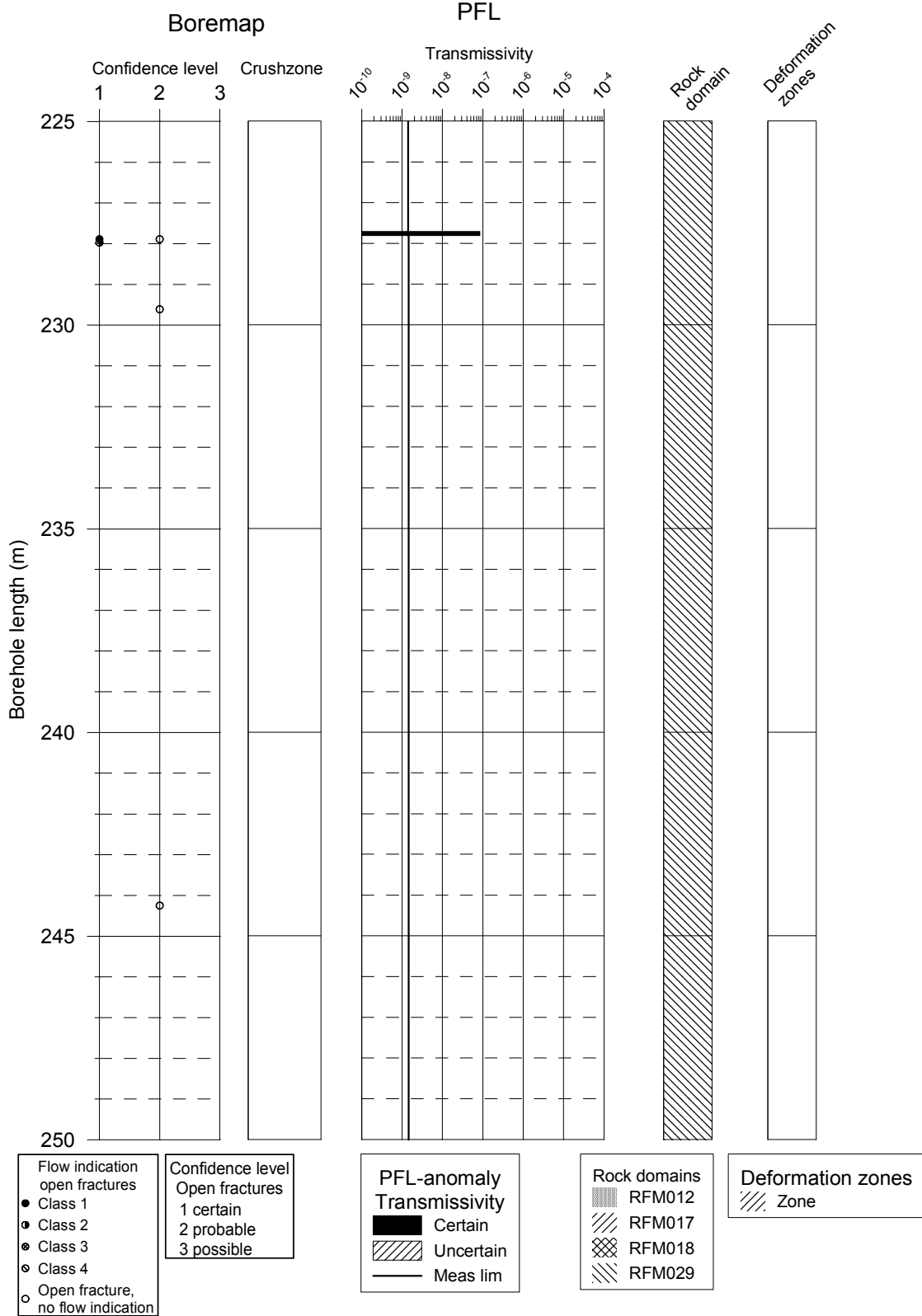
KFM02A



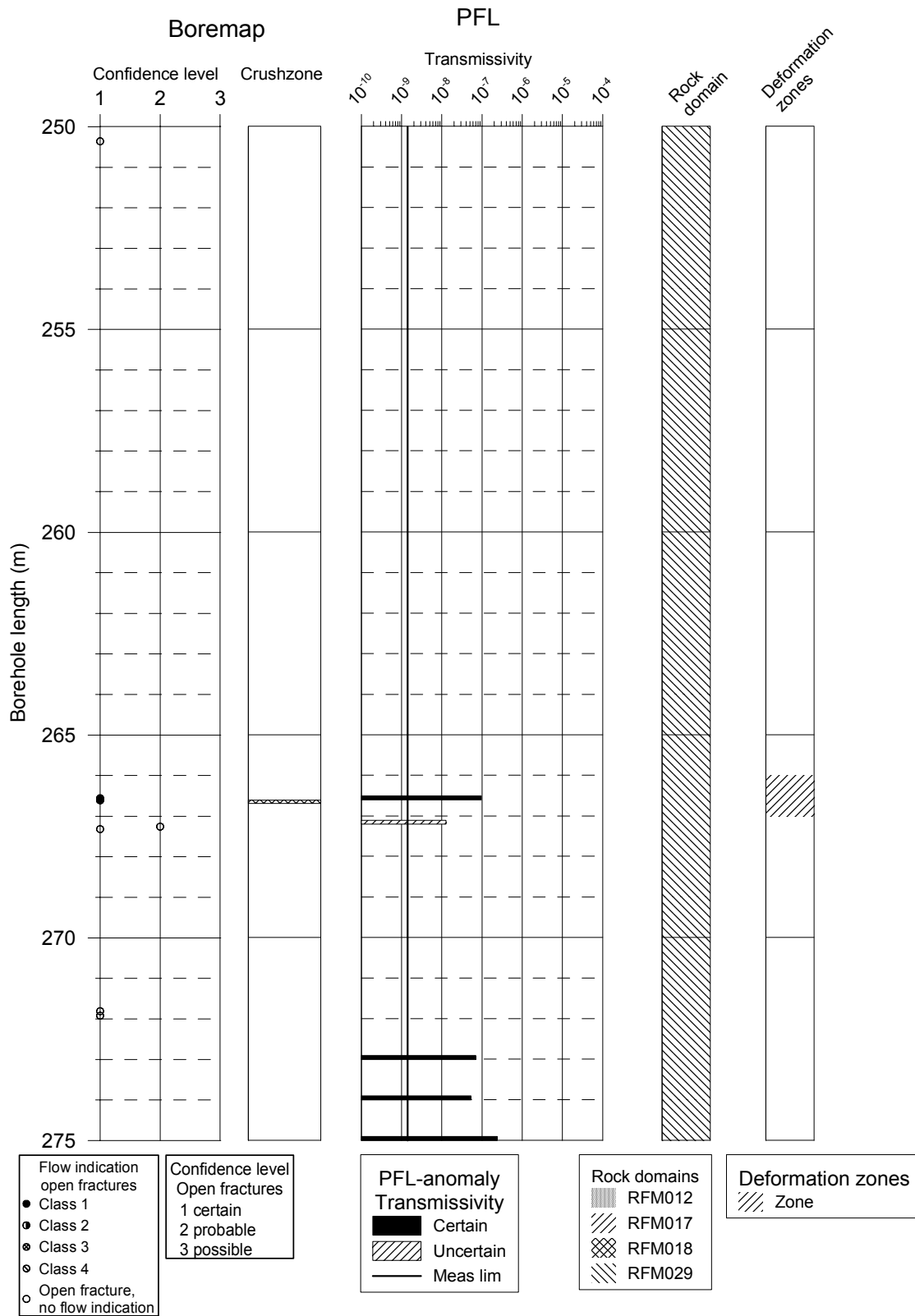
KFM02A




KFM02A



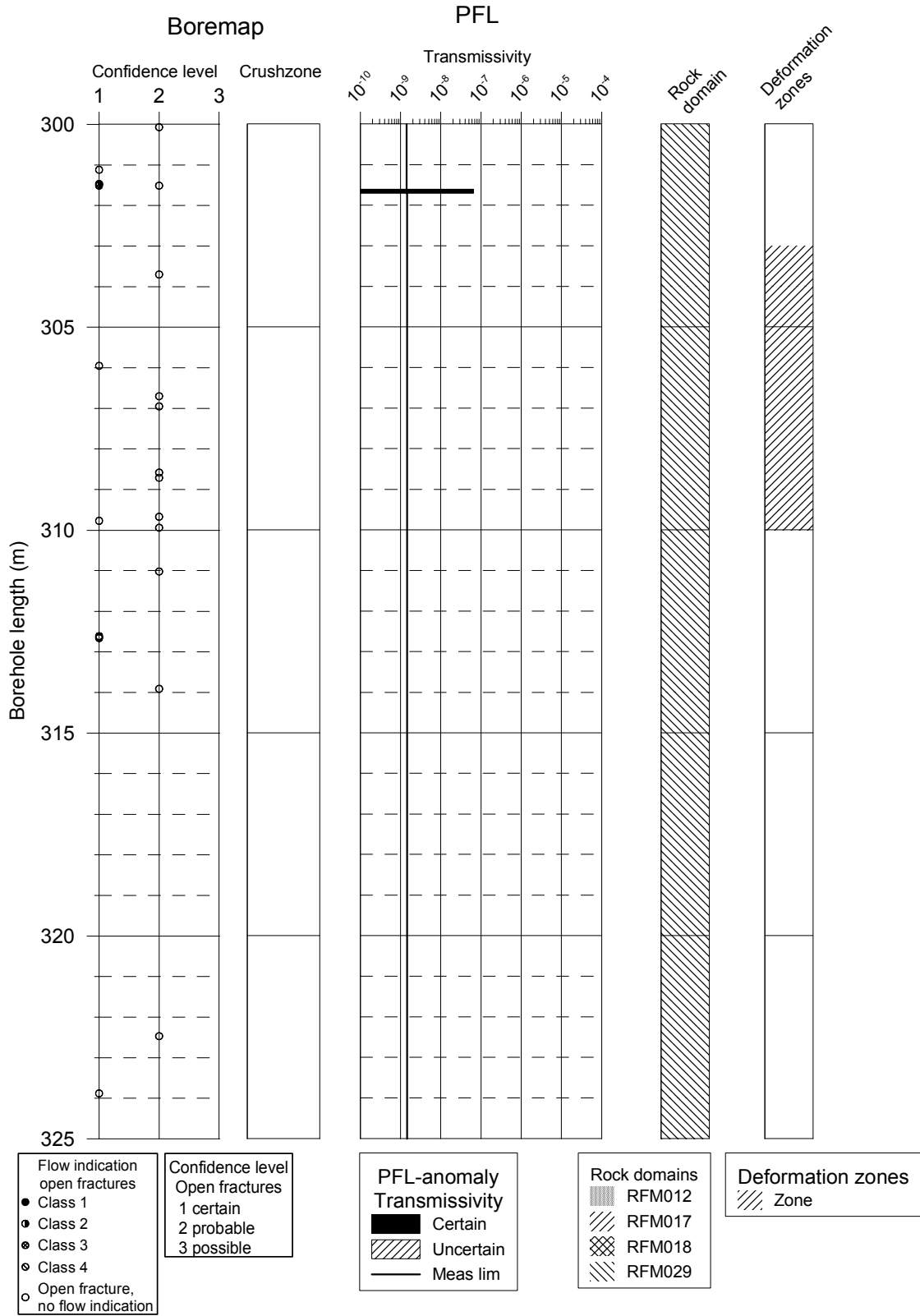
KFM02A



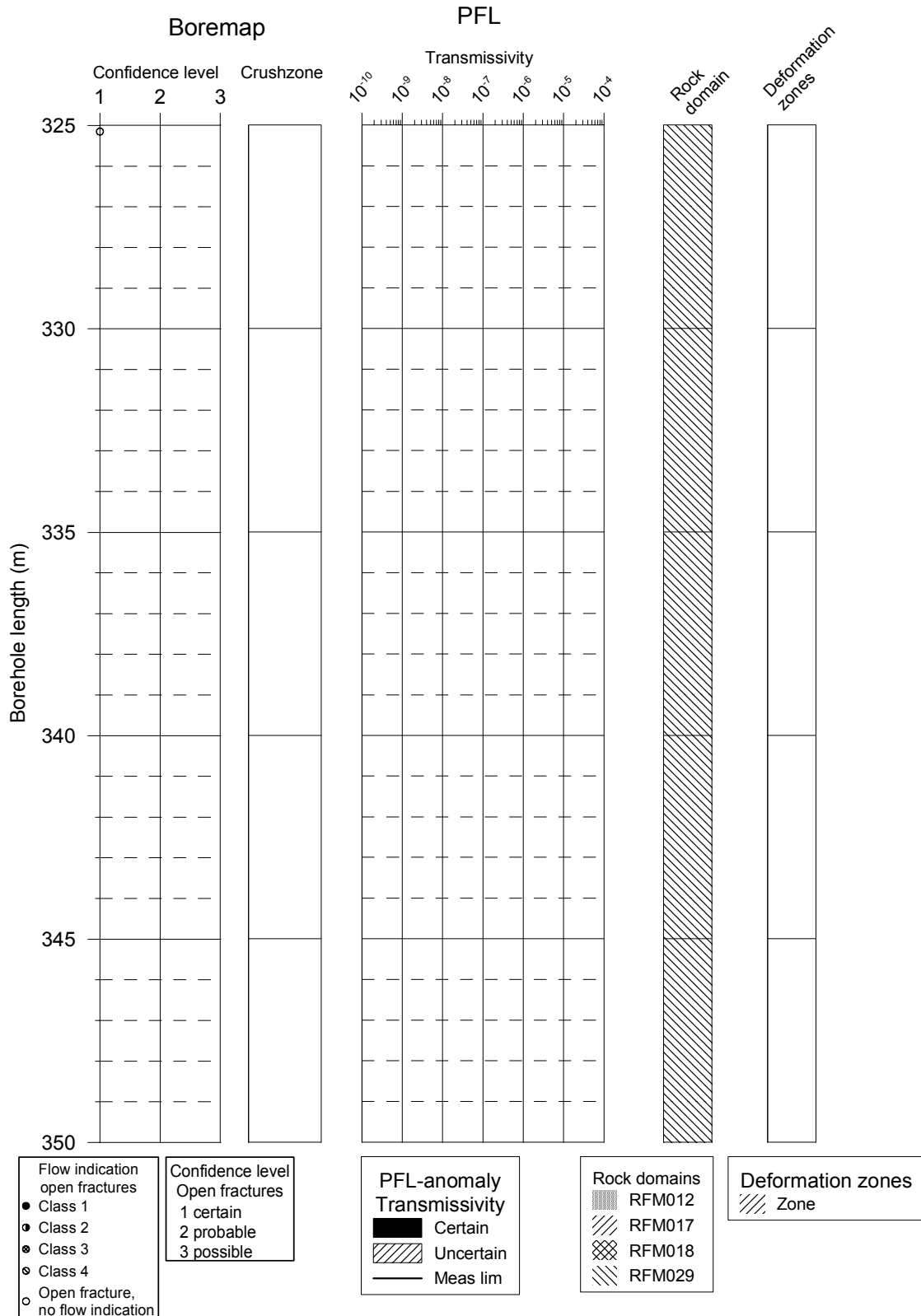
KFM02A



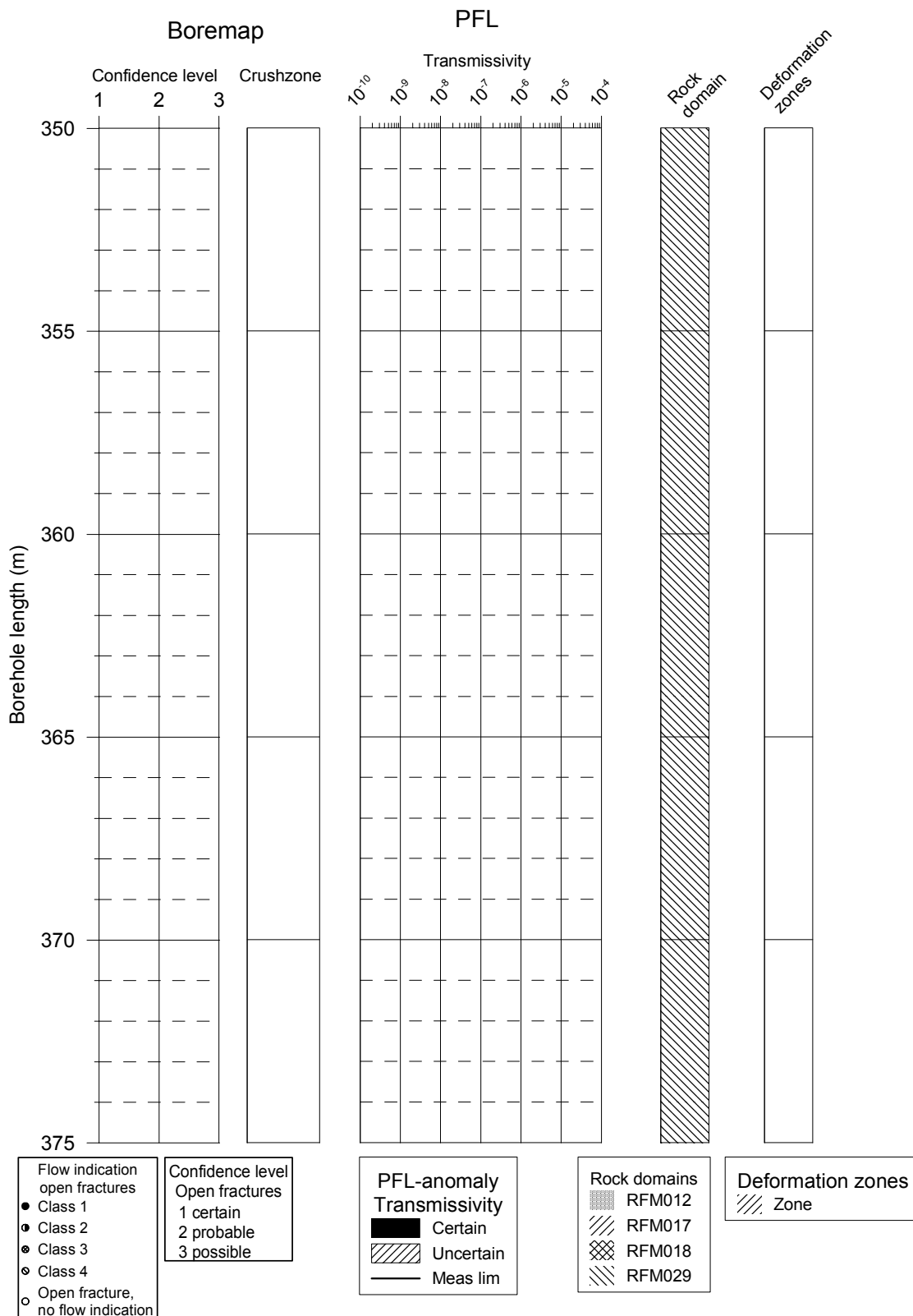
KFM02A



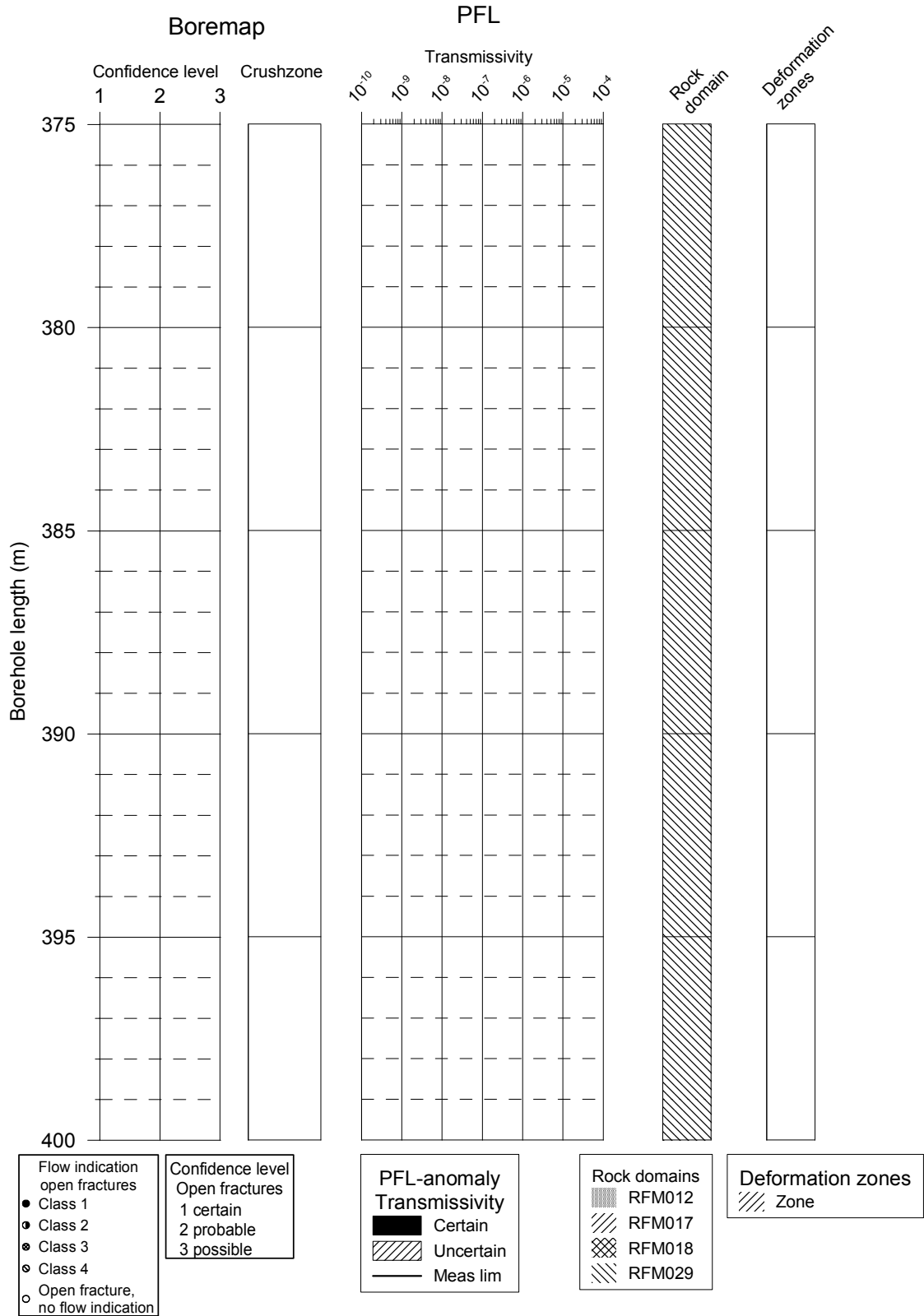
KFM02A



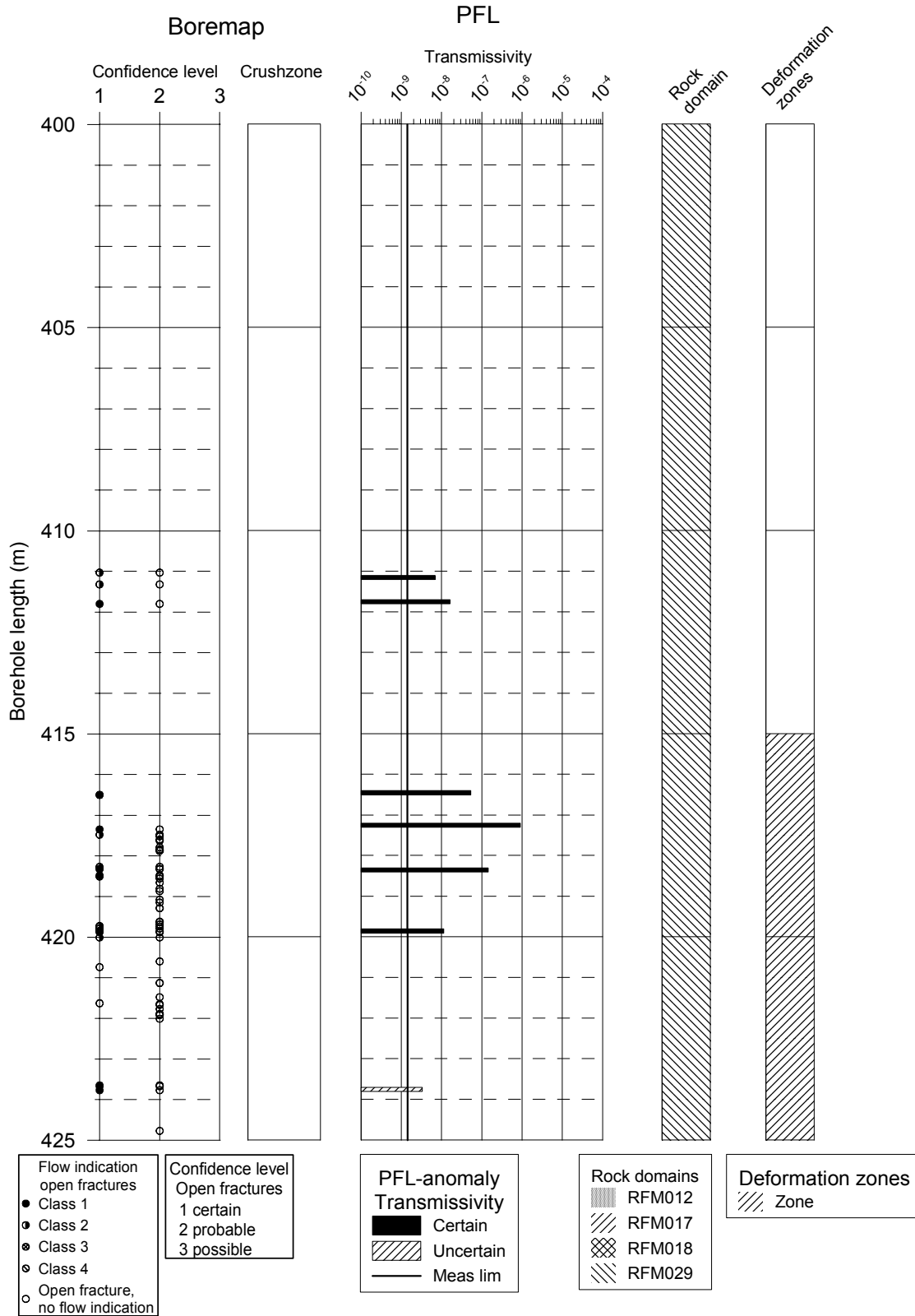
KFM02A



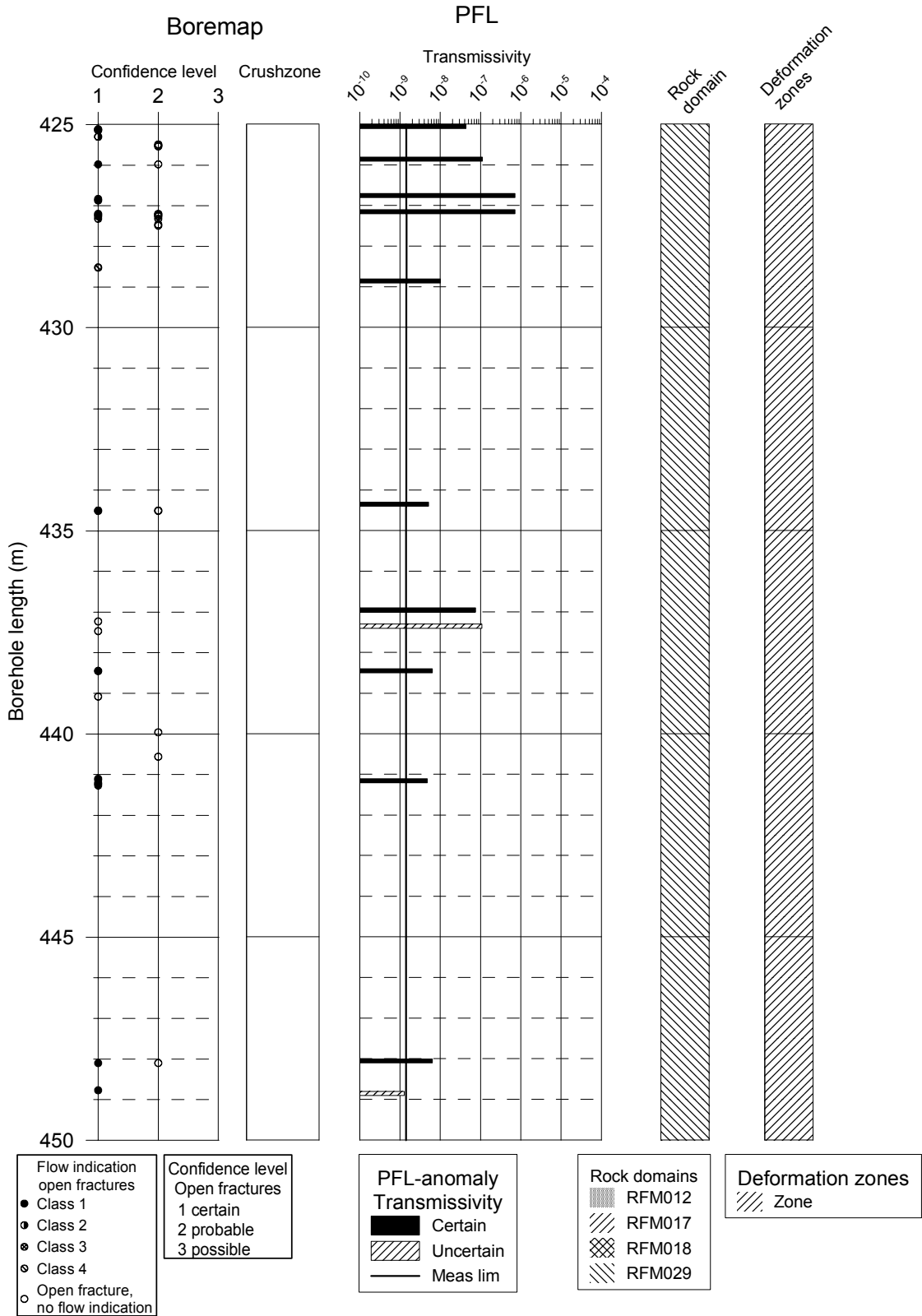
KFM02A



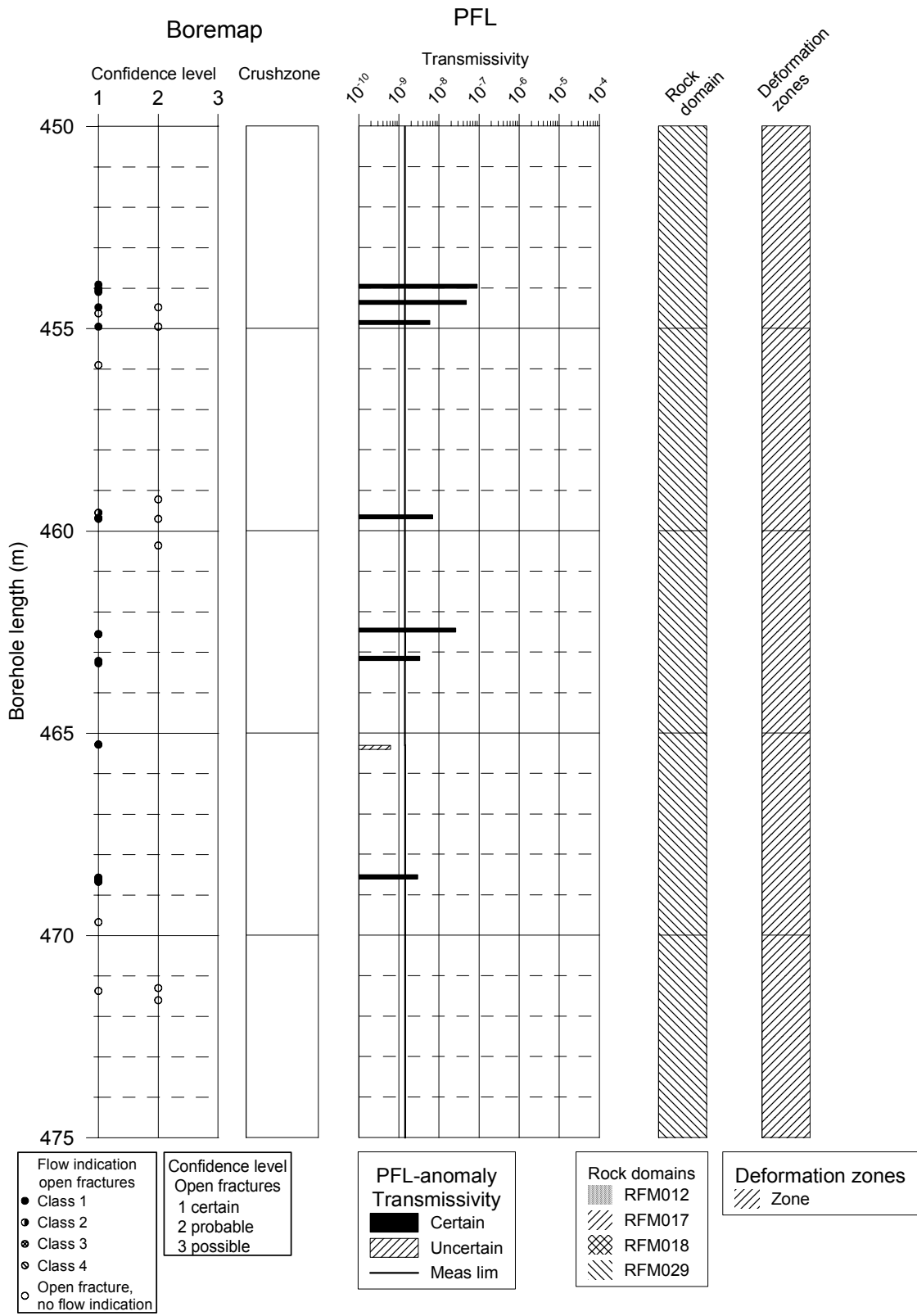
KFM02A



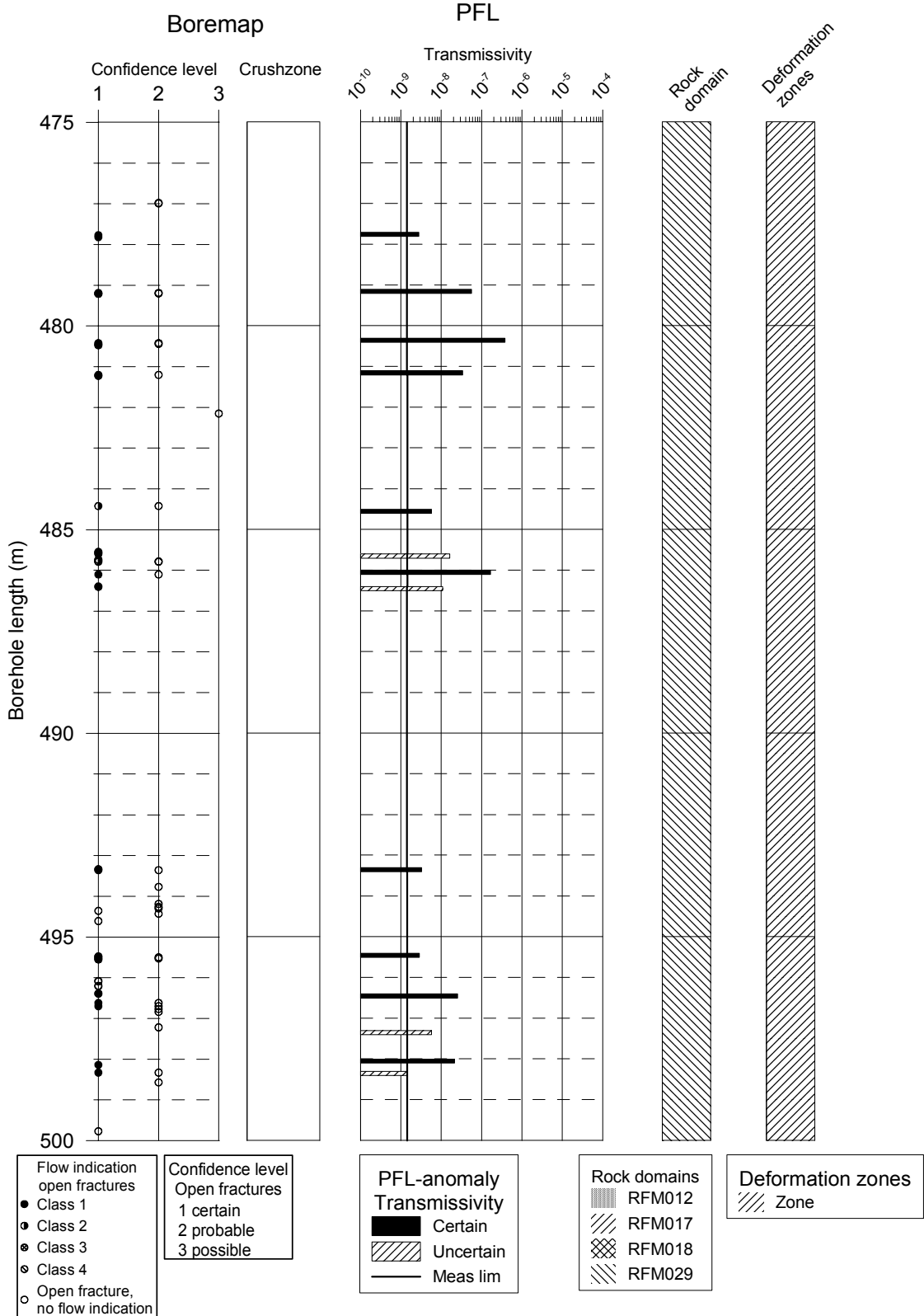
KFM02A



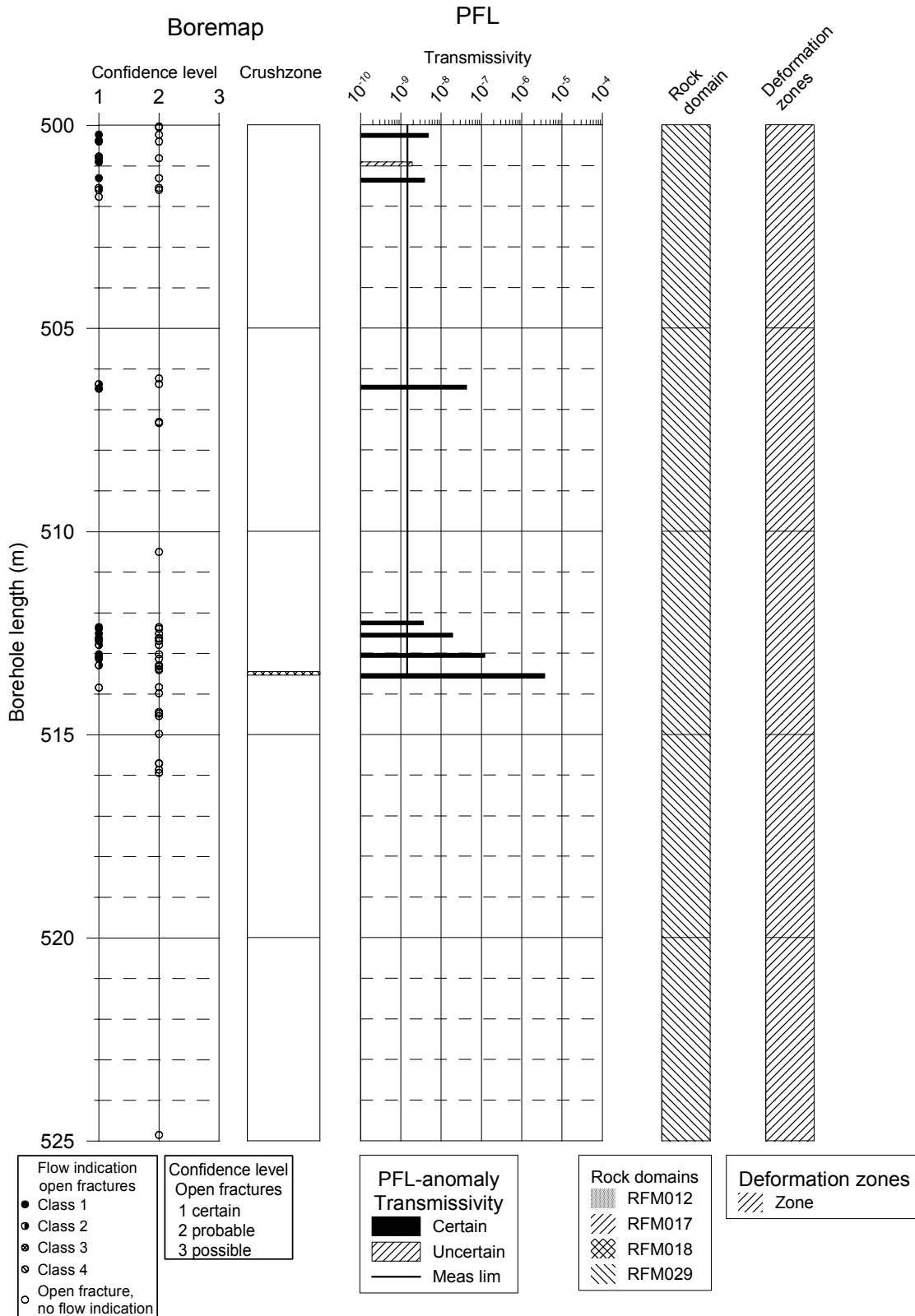
KFM02A



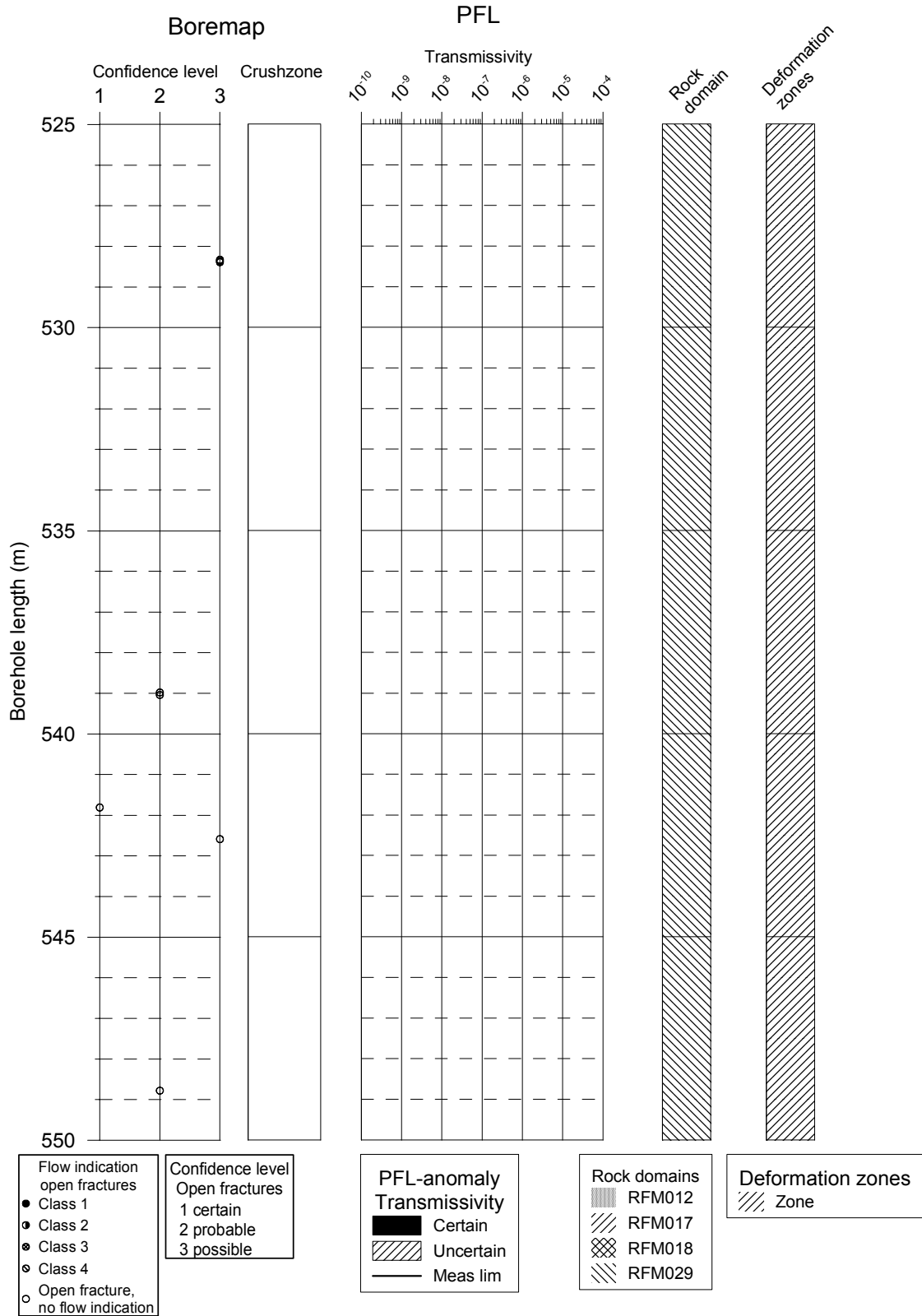
KFM02A




KFM02A



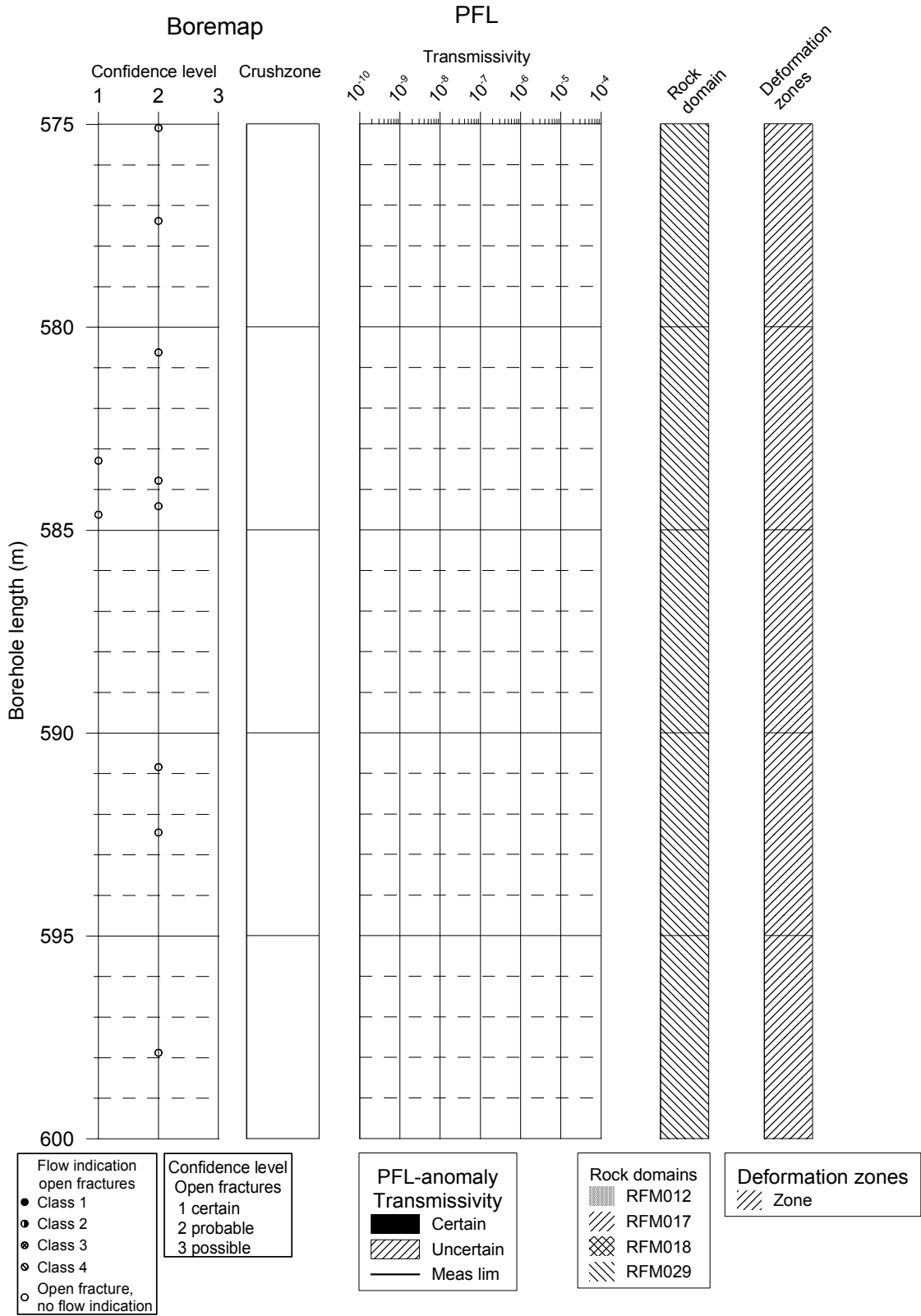
KFM02A



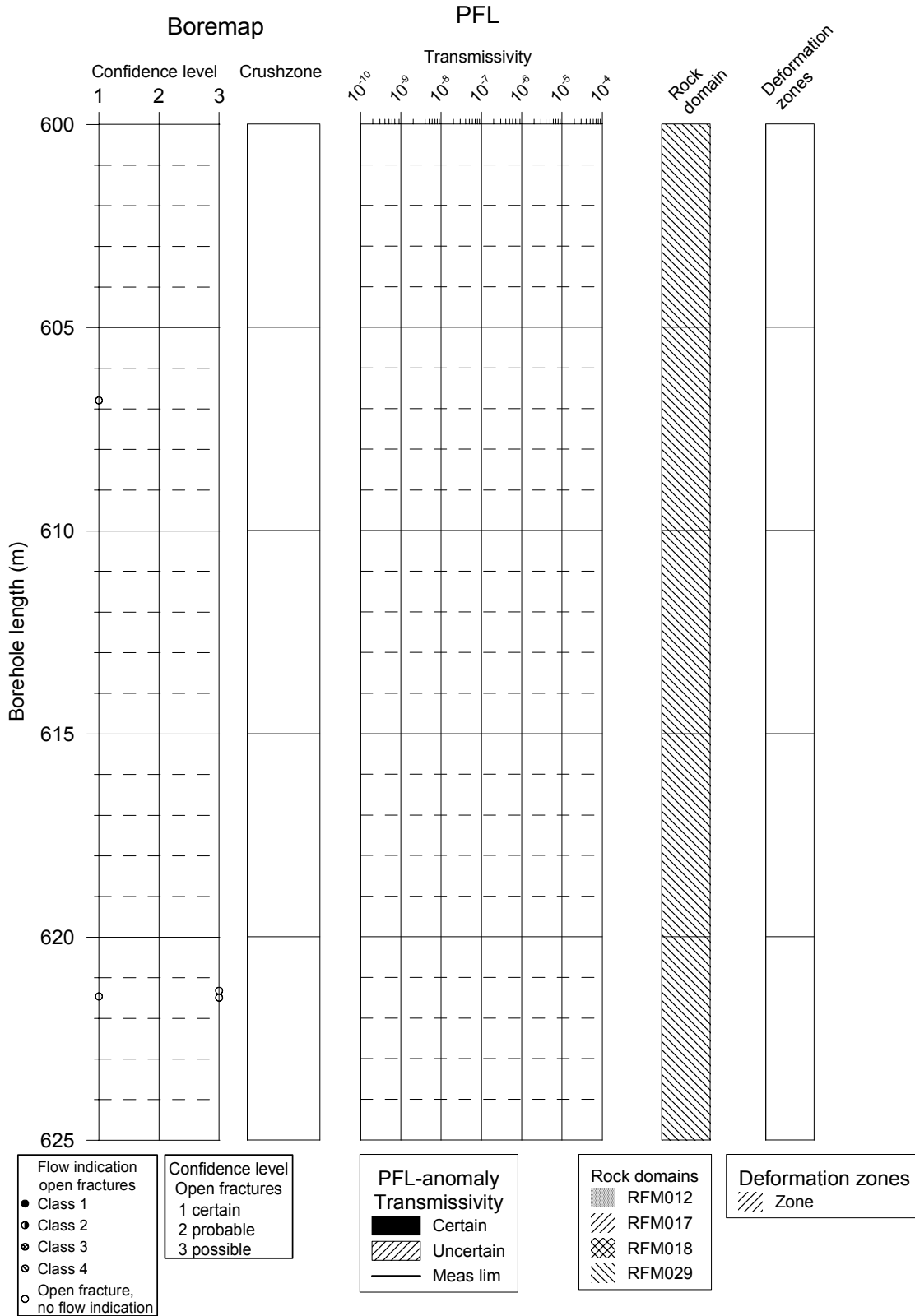
KFM02A



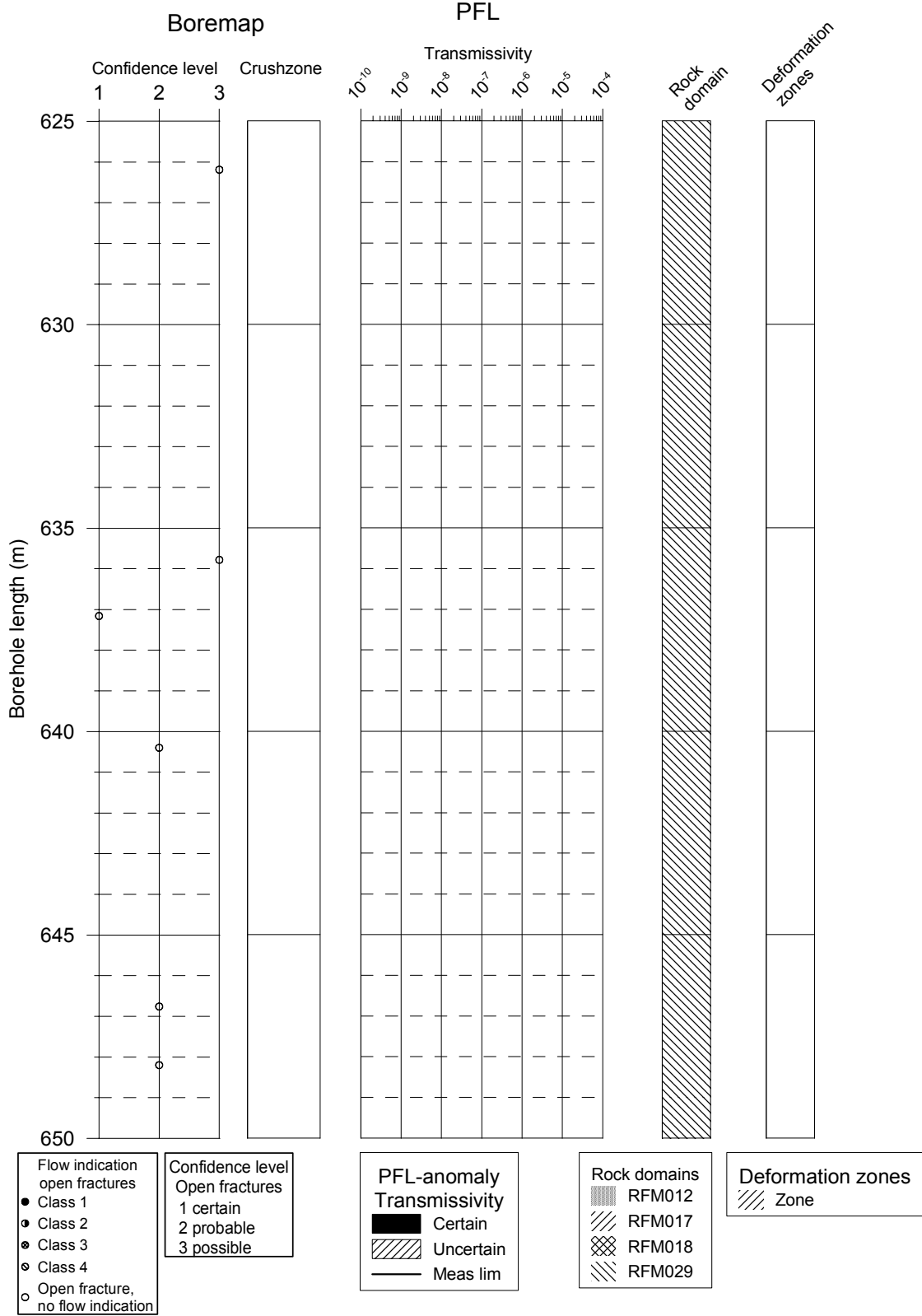
KFM02A



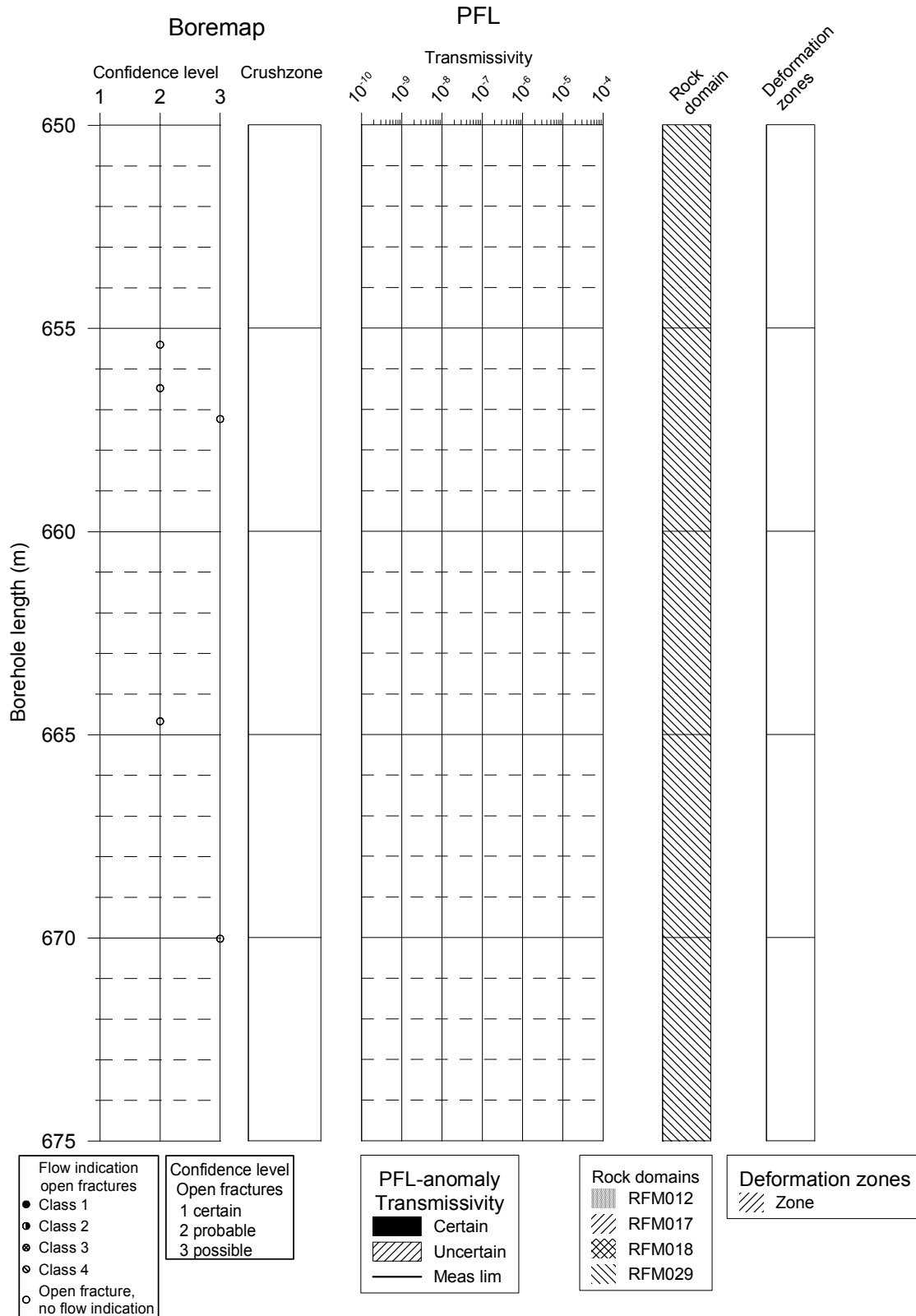
KFM02A



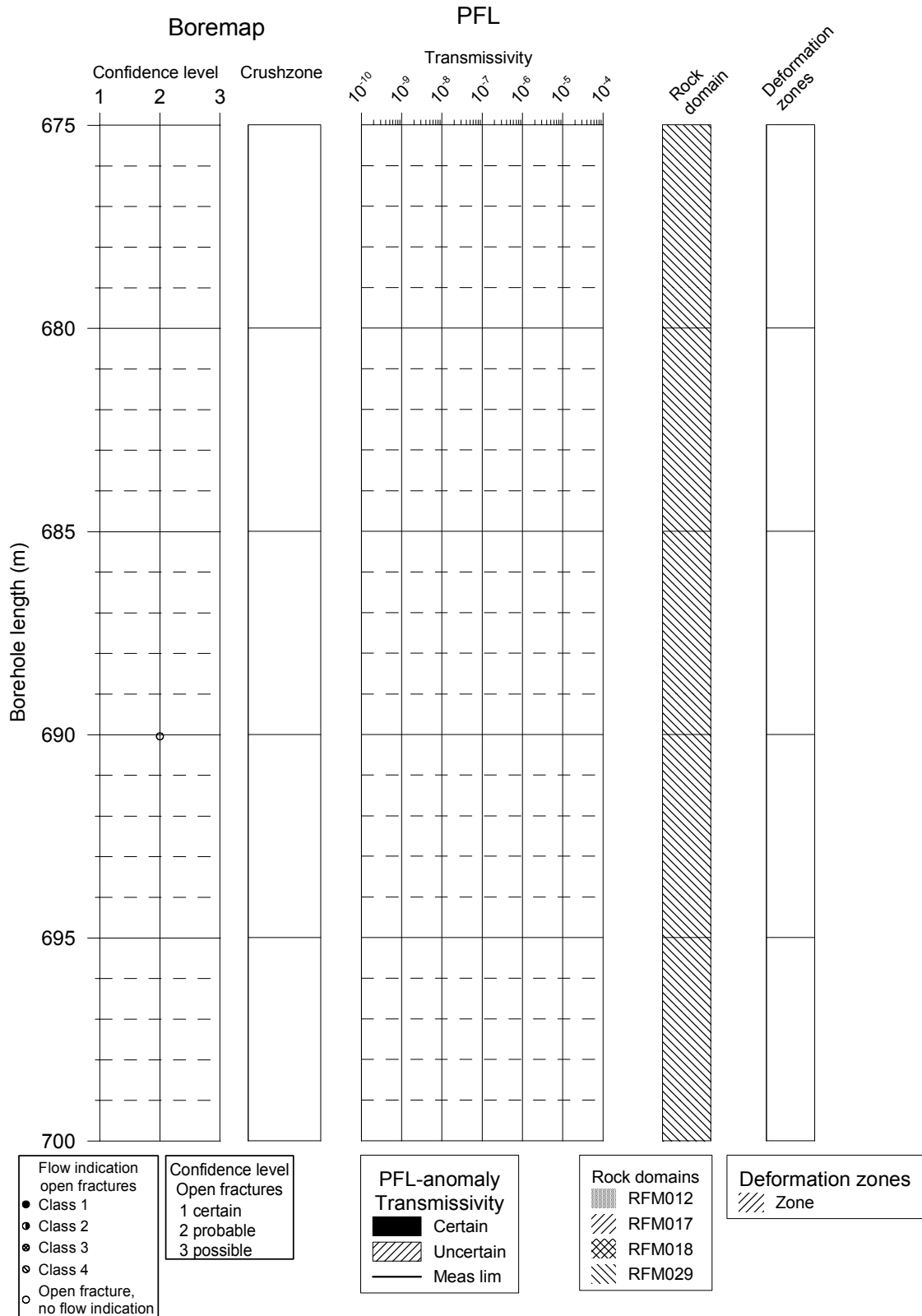
KFM02A



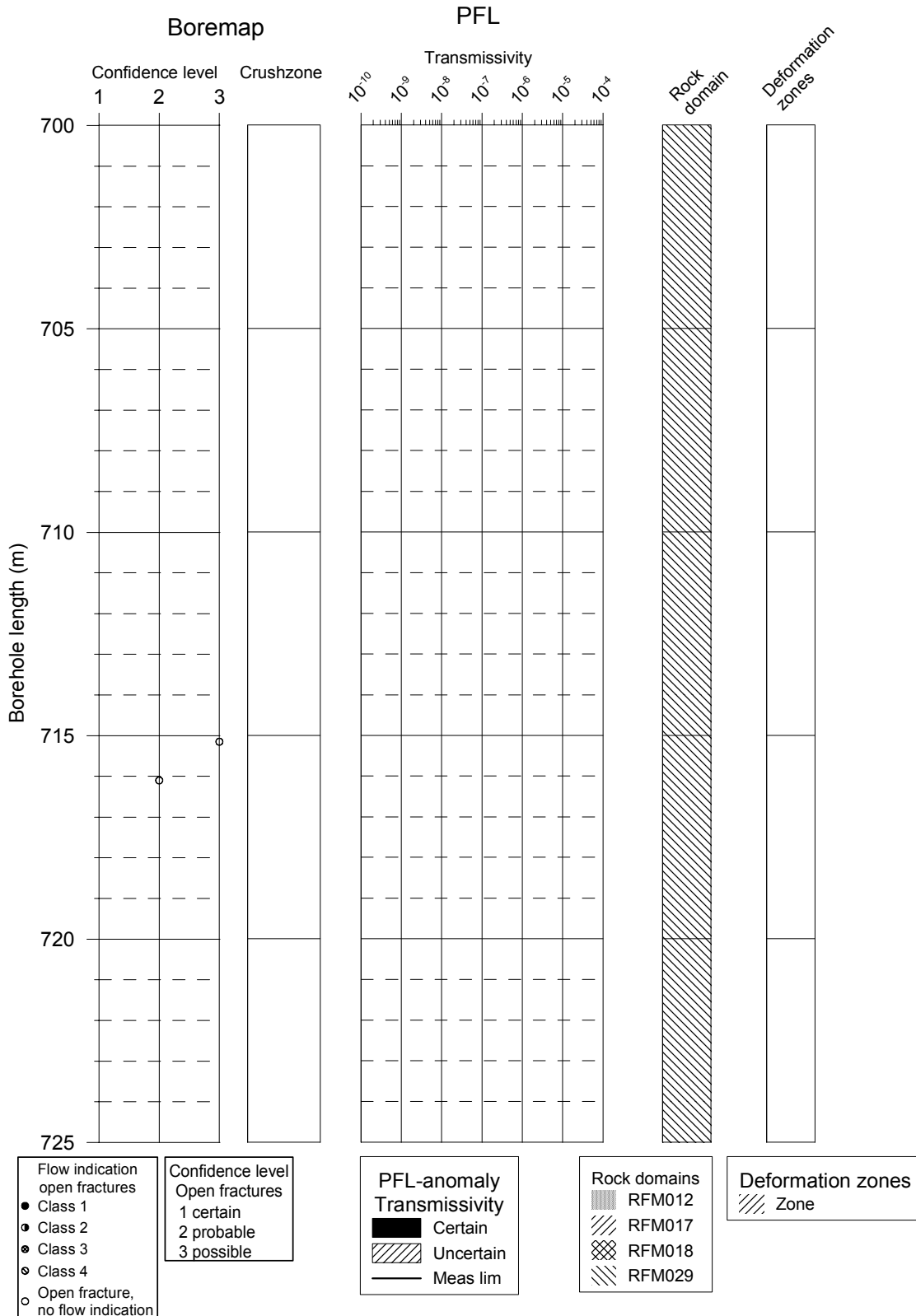
KFM02A



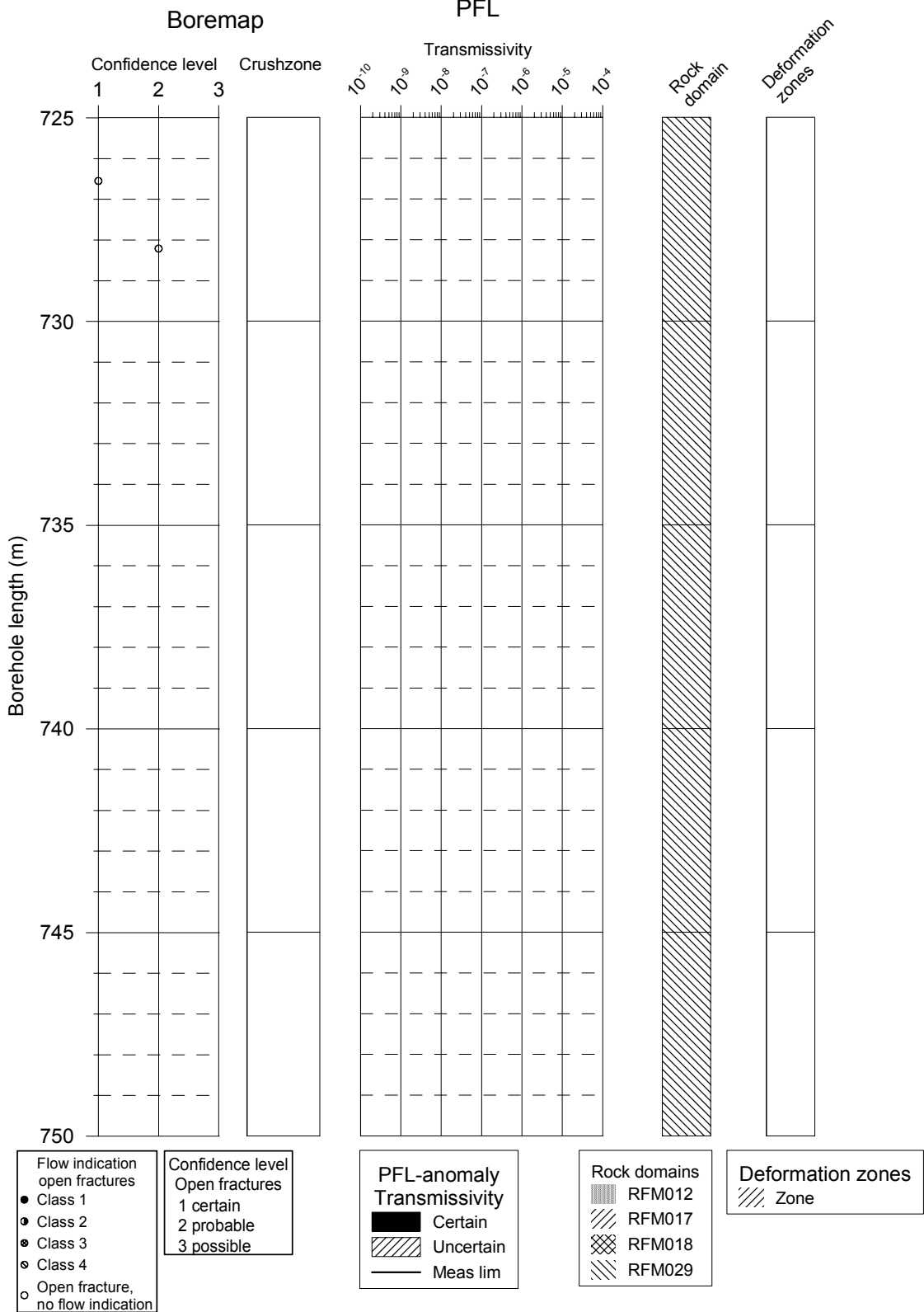
KFM02A




KFM02A



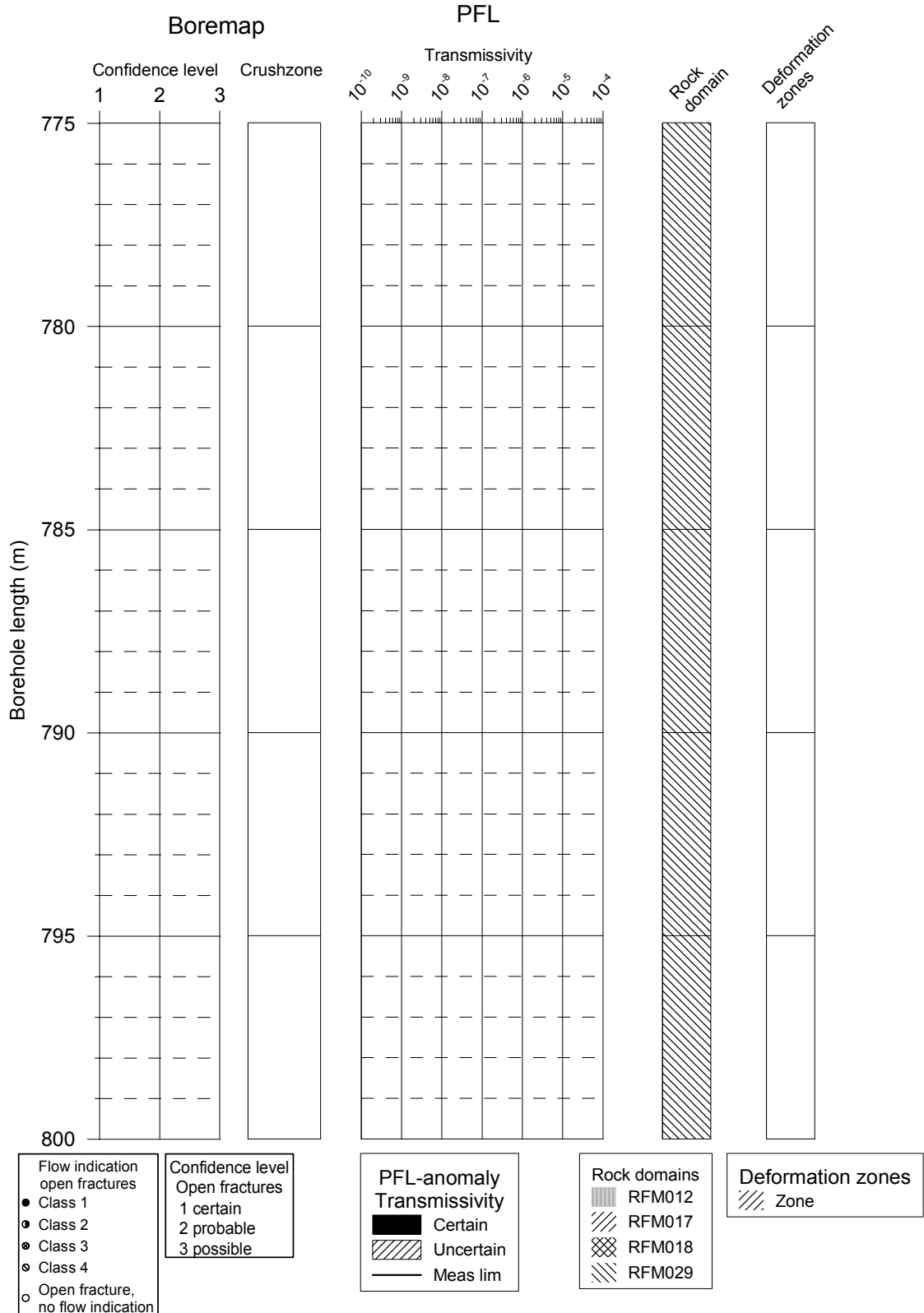
KFM02A



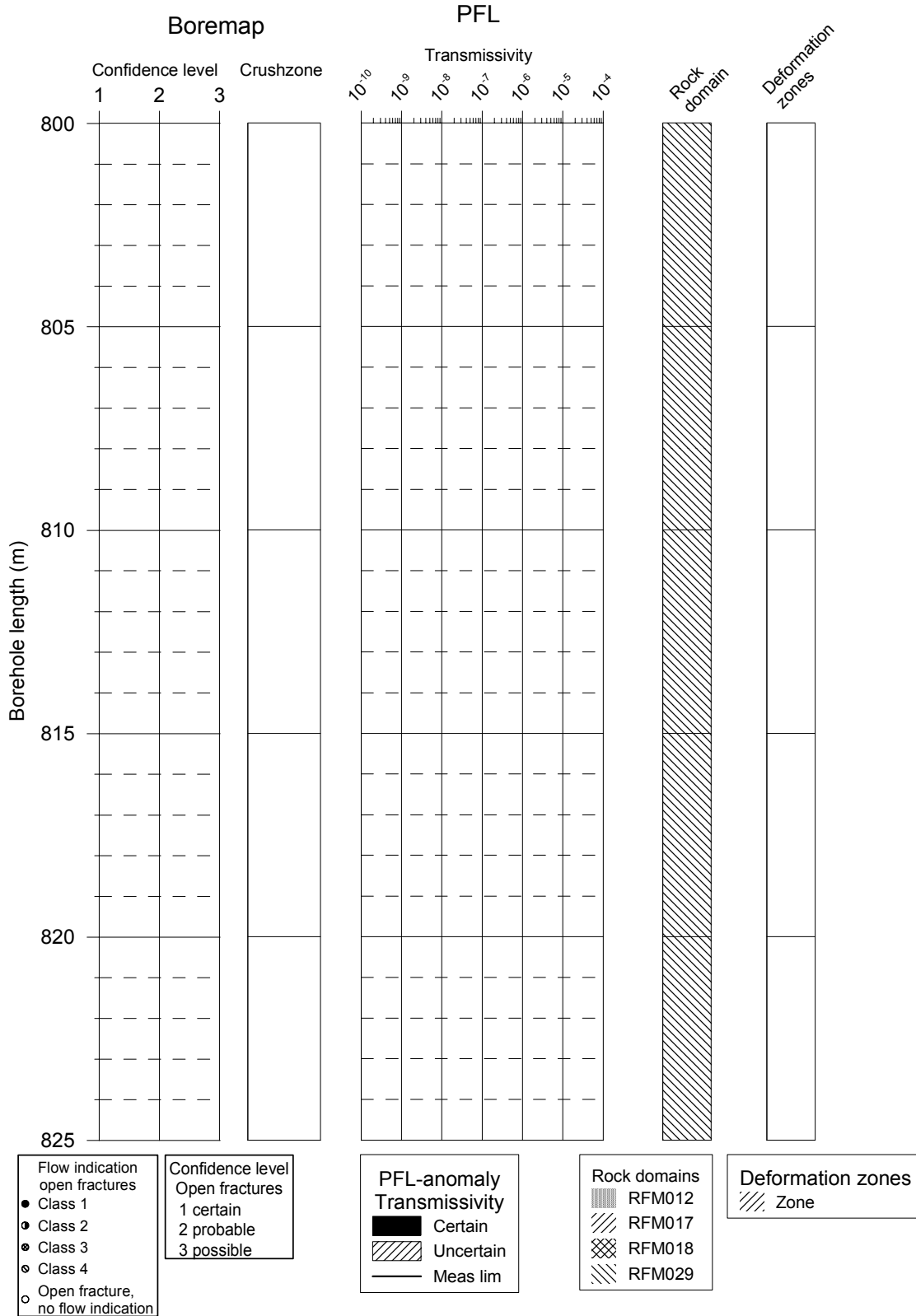
KFM02A



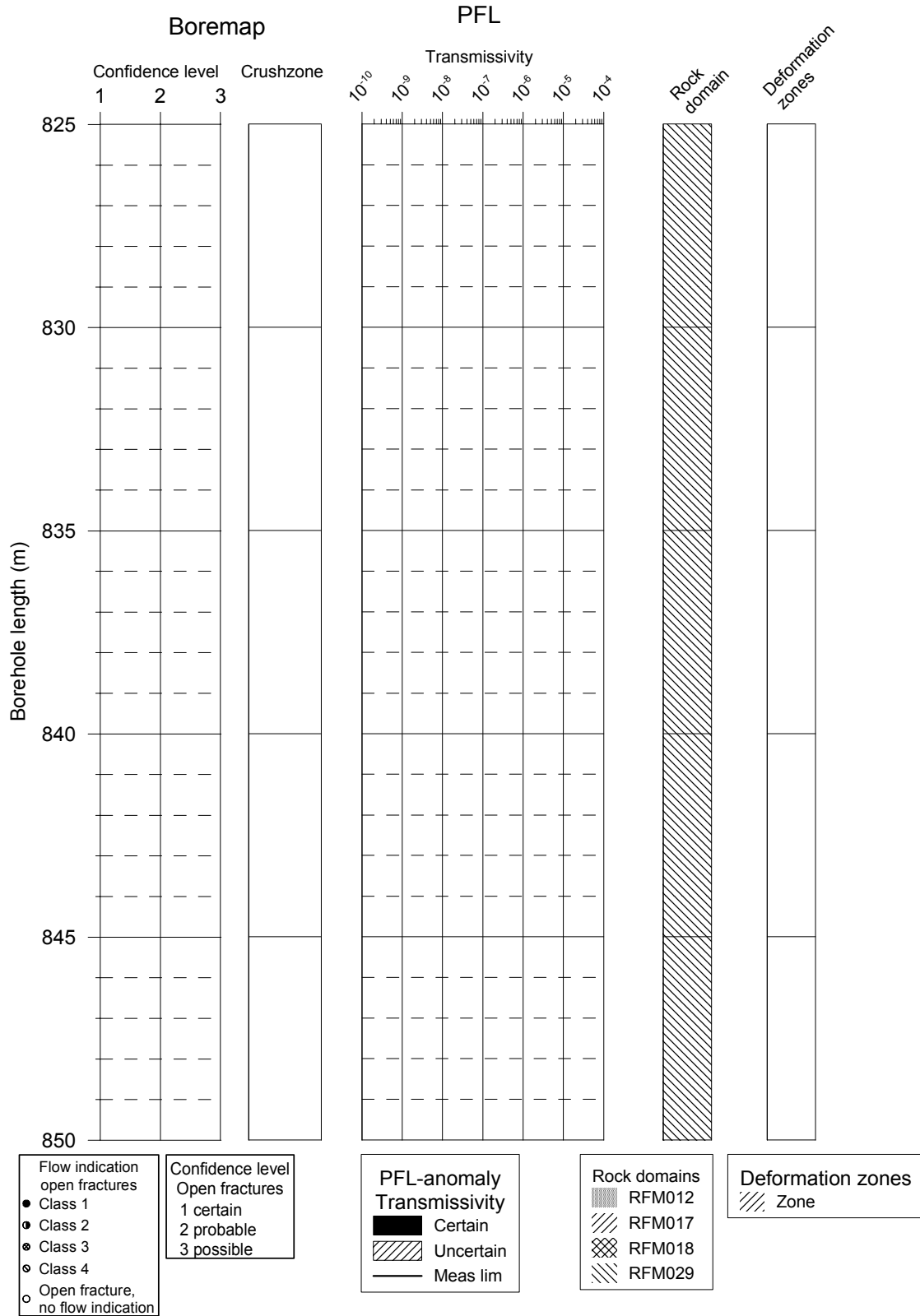
KFM02A



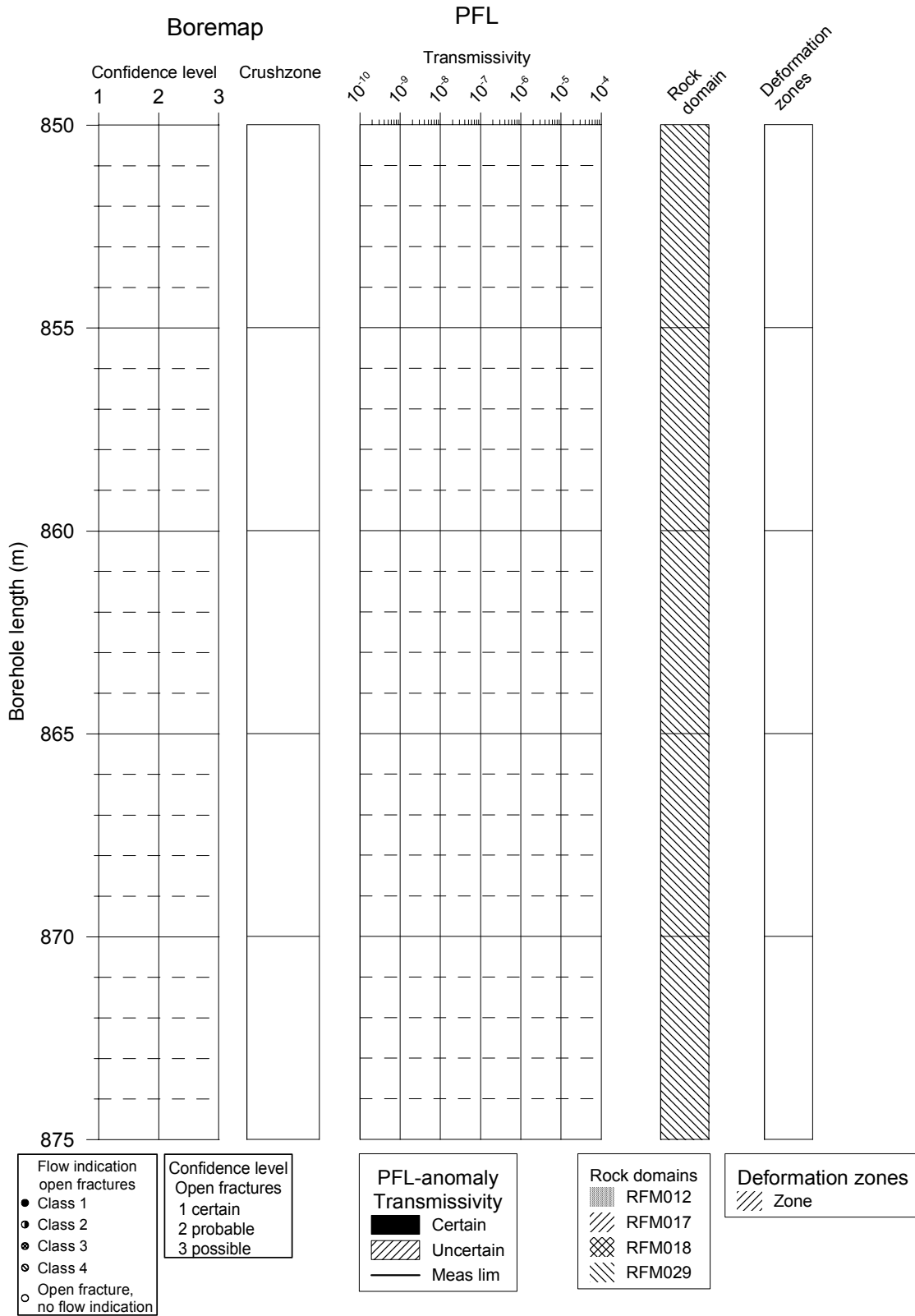
KFM02A



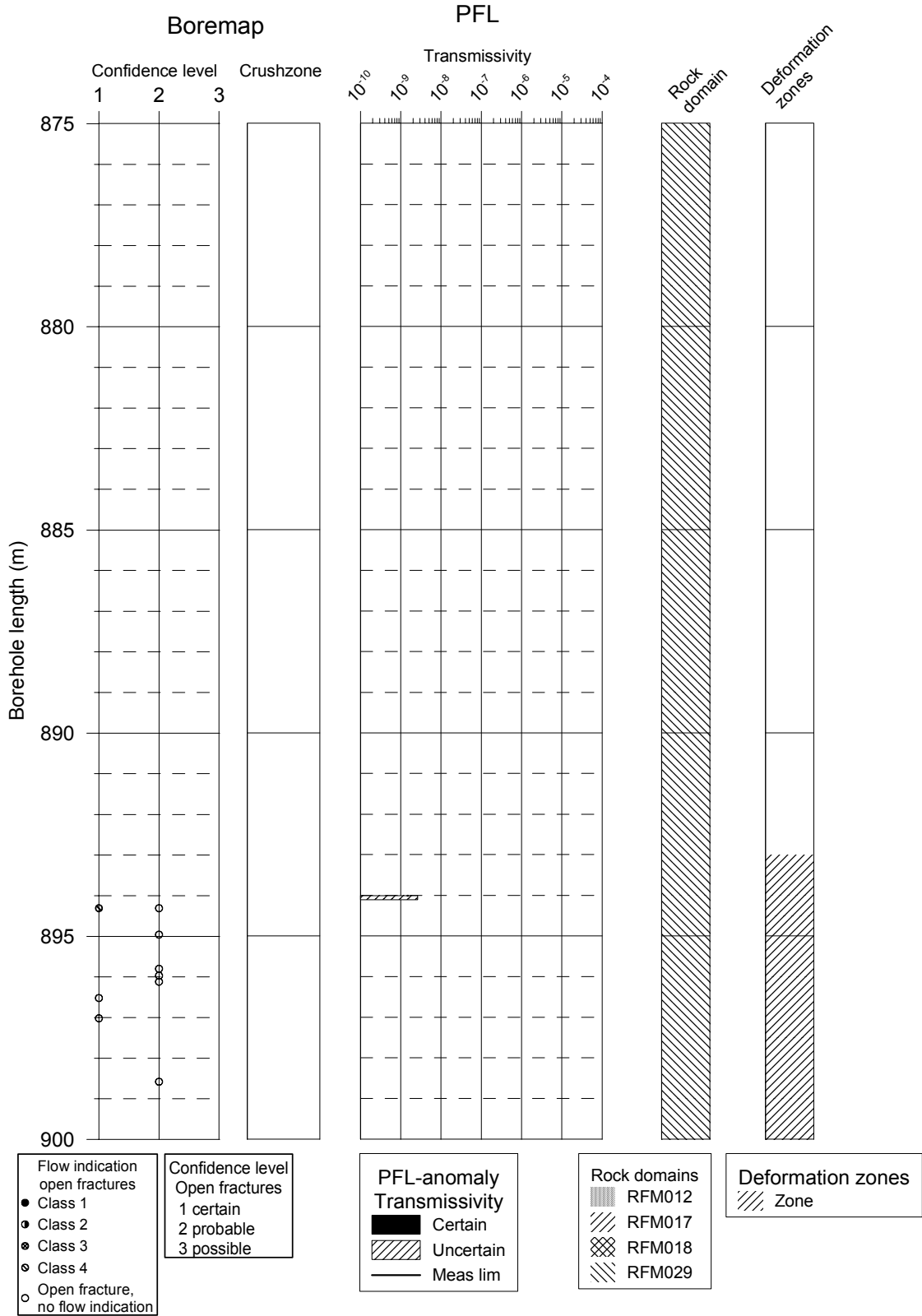
KFM02A



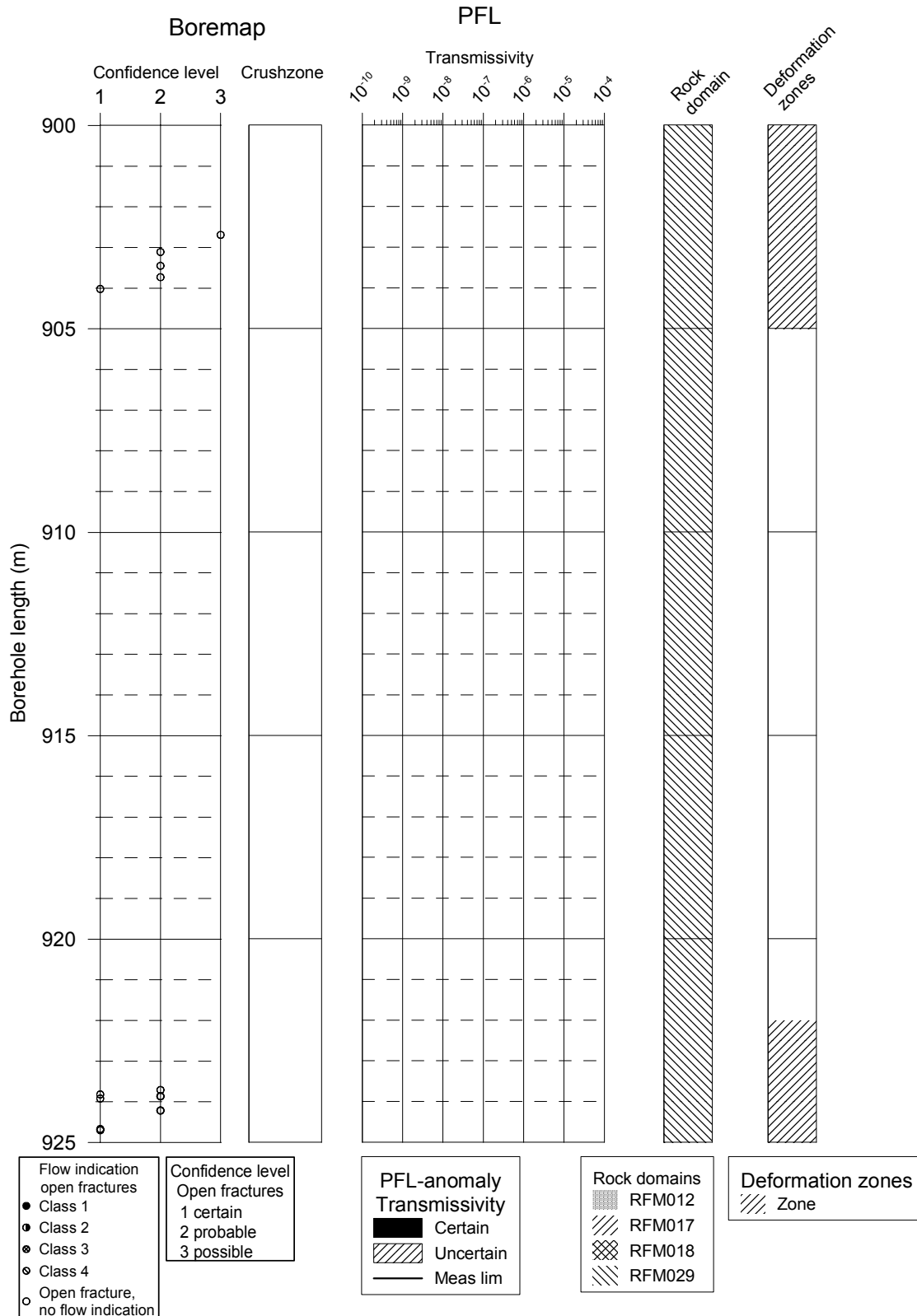
KFM02A



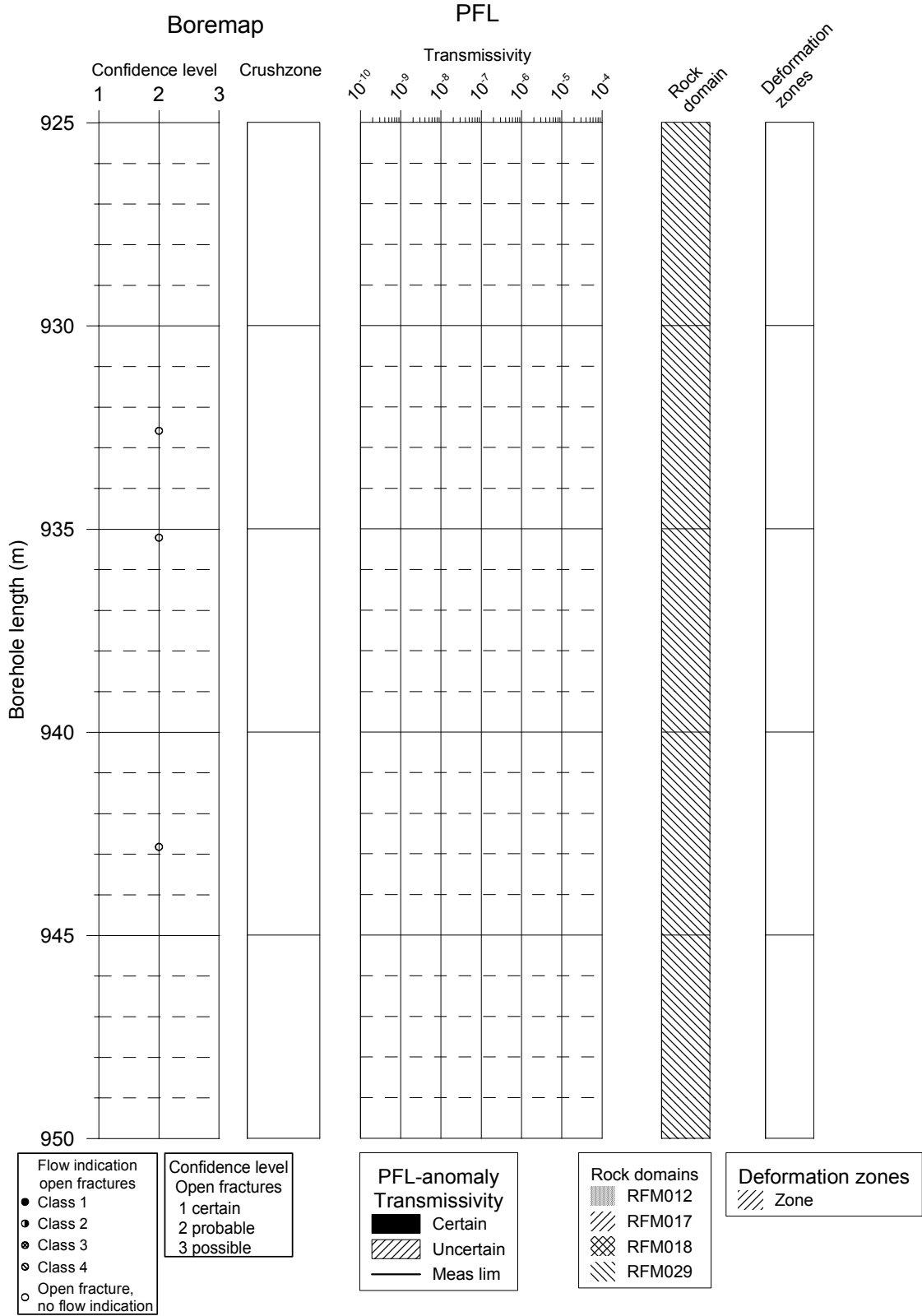
KFM02A



KFM02A

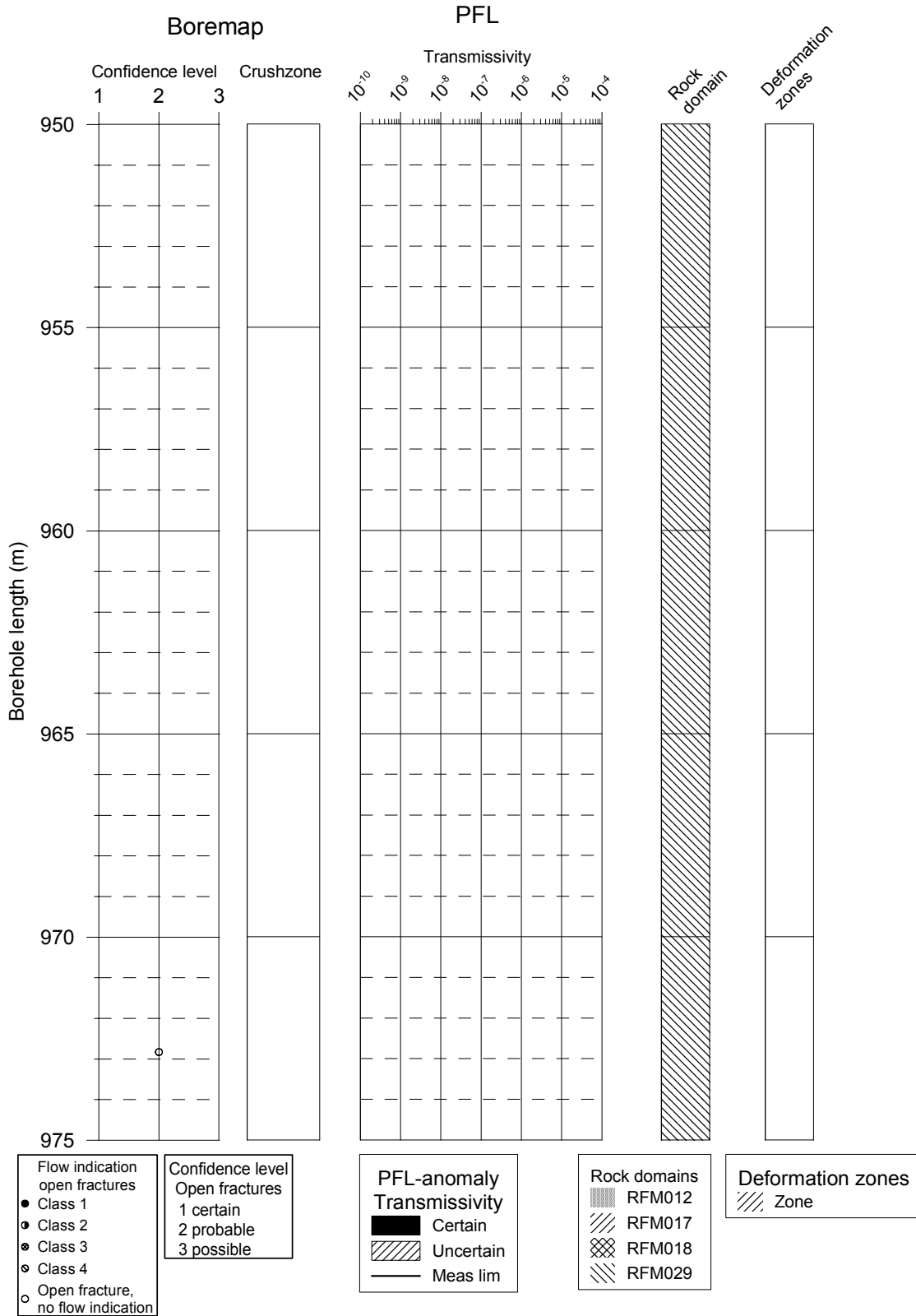


KFM02A

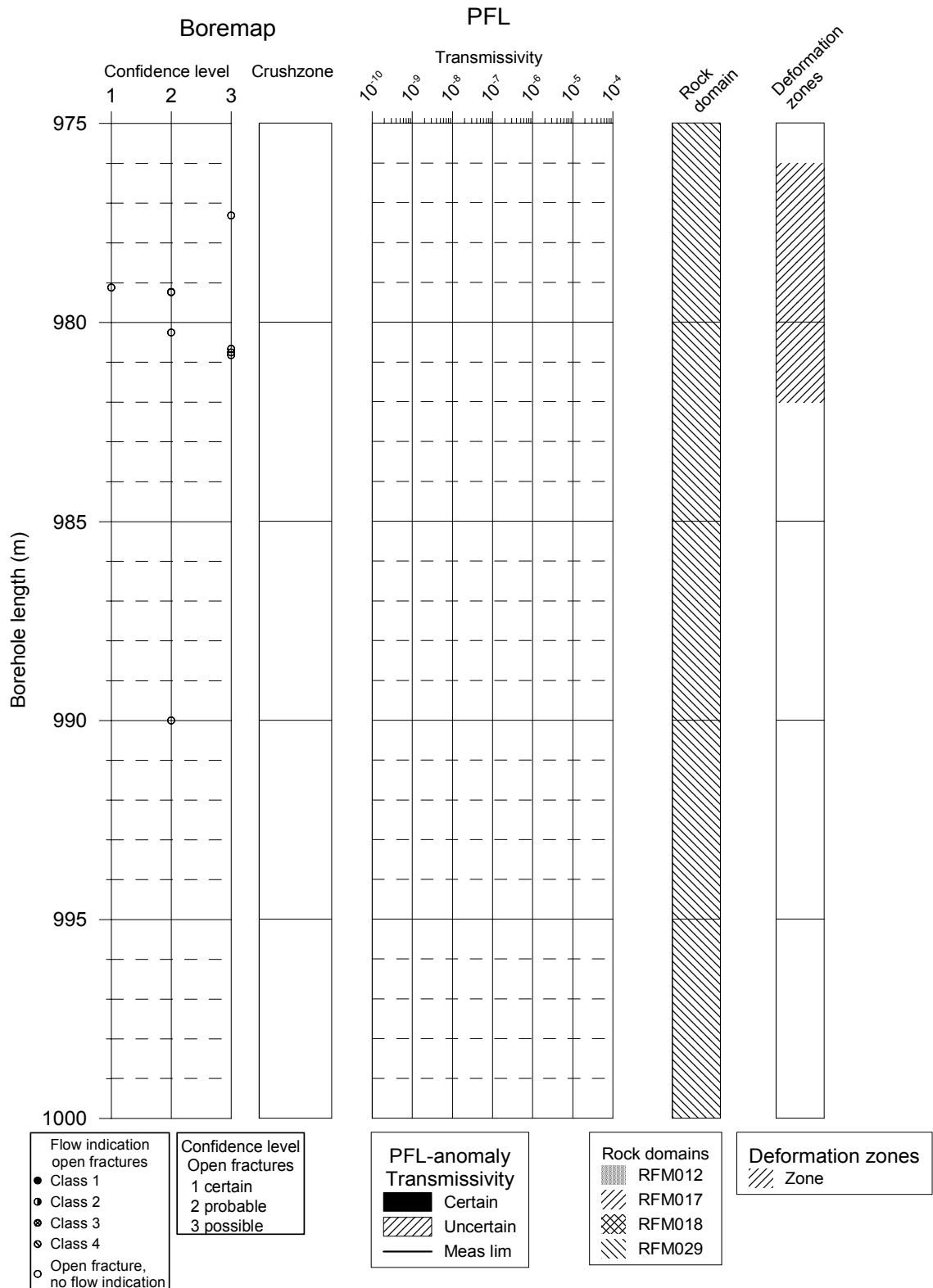


50

KFM02A



KFM02A



KFM02A – BIPS images

Table A2b-1. KFM02A. Interpretation of PFL measurements and BOREMAP data

PFL anom. No	PFL anom data	Boremap data	BIPS Image
1a	<p>Bh-length (m) = 101.80</p> <p>$T (m^2/s) = 3.28E-8$</p> <p>PFL confidence= Uncertain</p>	<p>Adjusted secup (m) = 101.54</p> <p>Fract_interpret / Varcodes= open fr.</p> <p>Frac.interp. confidence= Probable</p> <p>PFL-anom. confidence= 3</p> <p>Within casing?</p>	
1b		<p>Adjusted secup (m) = 102.08</p> <p>Fract_interpret / Varcodes= Open fr.</p> <p>Frac.interp. confidence= Probable</p> <p>PFL-anom. confidence= 3</p>	

Table A2b-2. KFM02A. Interpretation of PFL measurements and BOREMAP data

PFL anom. No	PFL anom data	Boremap data	BIPS Image
2	Bh-length (m) = 110.10 T (m ² /s) = 5.86E-7 PFL confidence= Certain	Adjusted secup (m) =110.10 Fract_interpret / Varcodes= open fr. Frac.interp. confidence= Certain PFL-anom. confidence= 2	
3	Bh-length (m) = 110.70 T (m ² /s) = 4.21E-5 PFL confidence= Certain	Adjusted secup (m) =110.65 Adjusted seclow (m) =110.73 Fract_interpret / Varcodes= crush zone PFL-anom. confidence= 1	

Table A2b-3. KFM02A. Interpretation of PFL measurements and BOREMAP data

PFL anom. No	PFL anom data	Boremap data	BIPS Image
4a	Bh-length (m) = 111.10 T (m ² /s) = 2.10E-6 PFL confidence= Certain	Adjusted secup (m) =111.00 Fract_interpret / Varcodes= open fr. Frac.interp. confidence= Certain PFL-anom. confidence= 1	
4b		Adjusted secup (m) =111.10 Fract_interpret / Varcodes= open fr. Frac.interp. confidence= Certain PFL-anom. confidence= 1	
4c		Adjusted secup (m) =111.11 Fract_interpret / Varcodes= open fr. Frac.interp. confidence= Certain PFL-anom. confidence= 1	
5	Bh-length (m) = 112.90 T (m ² /s) = 4.99E-6 PFL confidence= Certain	Adjusted secup (m) =112.93 Fract_interpret / Varcodes= open fr. Frac.interp. confidence= Certain PFL-anom. confidence= 1	

Table A2b-4. KFM02A. Interpretation of PFL measurements and BOREMAP data

PFL anom. No	PFL anom data	Boremap data	BIPS Image
6	Bh-length (m) = 114.20 T (m ² /s) = 1.53E-5 PFL confidence= Certain	Adjusted secup (m) = 114.22 Fract_interpret / Varcodes= open fr. Frac.interp. confidence= Certain PFL-anom. confidence= 1	
7a	Bh-length (m) = 115.60 T (m ² /s) = 1.15E-7 PFL confidence= Certain	Adjusted secup (m) = 115.59 Fract_interpret / Varcodes= open fr. Frac.interp. confidence= Probable PFL-anom. confidence= 1	
7b		Adjusted secup (m) = 115.60 Fract_interpret / Varcodes= open fr. Frac.interp. confidence= Probable PFL-anom. confidence= 1	

Table A2b-5. KFM02A. Interpretation of PFL measurements and BOREMAP data

PFL anom. No	PFL anom data	Boremap data	BIPS Image
8a	Bh-length (m) = 116.60 T (m ² /s) = 4.08E-6 PFL confidence= Certain	Adjusted secup (m) = 116.53 Fract_interpret / Varcode= open fr. Frac.interp. confidence= Probable PFL-anom. confidence= 1	
8b	Adjusted secup (m) = 116.60 Fract_interpret / Varcode= open fr. Frac.interp. confidence= Certain PFL-anom. confidence= 1		
8c	Adjusted secup (m) = 116.61 Fract_interpret / Varcode= open fr. Frac.interp. confidence= Certain PFL-anom. confidence= 1		

Table A2b-6. KFM02A. Interpretation of PFL measurements and BOREMAP data

PFL anom. No	PFL anom data	Boremap data	BIPS Image
9a	Bh-length (m) = 117.50 T (m ² /s) = 3.82E-6 PFL confidence= Uncertain	Adjusted secup (m) =117.48 Fract_interpret / Varcodes= open fr. Frac.interp. confidence= Probable PFL-anom. confidence= 1	
9b		Adjusted secup (m) =117.55 Fract_interpret / Varcodes= open fr. Frac.interp. confidence= Certain PFL-anom. confidence= 1	
9c		Adjusted secup (m) =117.57 Fract_interpret / Varcodes= open fr. Frac.interp. confidence= Certain PFL-anom. confidence= 1	
9d		Adjusted secup (m) =117.50 Fract_interpret / Varcodes= partly open fr. Frac.interp. confidence= Certain PFL-anom. confidence= 1	

Table A2b-7. KFM02. Interpretation of PFL measurements and BOREMAP data

PFL anom. No	PFL anom data	Boremap data	BIPS Image
10	Bh-length (m) = 118.30 T (m ² /s) = 1.17E-5 PFL confidence= Uncertain	Adjusted secup (m) = 118.31 Adjusted selow (m) = 118.35 Fract_interpret / Varcodes= crush zone PFL-anom. confidence= 1	
11	Bh-length (m) = 118.90 T (m ² /s) = 4.84E-6 PFL confidence= Certain	Adjusted secup (m) = 118.86 Adjusted selow (m) = 119.44 Fract_interpret / Varcodes= Crush zone PFL-anom. confidence= 1	

Table A2b-8. KFM02. Interpretation of PFL measurements and BOREMAP data

PFL anom. No	PFL anom data	Boremap data	BIPS Image
12	Bh-length (m) = 119.10 T (m ² /s) = 1.60E-6 PFL confidence= Uncertain	Adjusted secup (m) = 118.86 Adjusted seclow (m) = 119.44 Fract_interpret / Varcodes= Crush zone PFL-anom. confidence= 1	<p>The BIPS image for PFL No 12 shows a geological cross-section with elevation markers on the left (118,725 to 119,528) and right (029 22 to 360 27). A black arrow points to a dark, irregular fracture zone within the rock layers.</p>
13	Bh-length (m) = 120.50 T (m ² /s) = 3.15E-6 PFL confidence= Certain	Adjusted secup (m) = 120.50 Fract_interpret / Varcodes= open fr. Frac.interp. confidence= Certain PFL-anom. confidence= 1	<p>The BIPS image for PFL No 13 shows a geological cross-section with elevation markers on the left (120,251 to 121,054) and right (036 00 to 061 19). A red circle highlights a specific feature at approximately 120,363m elevation, with a black arrow pointing to it.</p>

Table A2b-9. KFM02. Interpretation of PFL measurements and BOREMAP data

PFL anom. No	PFL anom data	Boremap data	BIPS Image
14	<p>Bh-length (m) = 120.90</p> <p>$T (m^2/s) = 1.22E-5$</p> <p>PFL confidence= Certain</p>	<p>Adjusted secup (m) =122.28</p> <p>Fract_interpret / Varcode= open fr.</p> <p>Frac.interp. confidence= Certain</p> <p>PFL-anom. confidence= 1</p>	
15a	<p>Bh-length (m) = 121.20</p> <p>$T (m^2/s) = 8.04E-7$</p> <p>PFL confidence= Uncertain</p>	<p>Adjusted secup (m) =121.00</p> <p>Fract_interpret / Varcode= open fr.</p> <p>Frac.interp. confidence= Certain</p> <p>PFL-anom. confidence= 2</p>	
15b		<p>Adjusted secup (m) =121.25</p> <p>Fract_interpret / Varcode= open fr.</p> <p>Frac.interp. confidence= Certain</p> <p>PFL-anom. confidence= 1</p>	

Table A2b-10. KFM02. Interpretation of PFL measurements and BOREMAP data

PFL anom. No	PFL anom data	Boremap data	BIPS Image
16a	Bh-length (m) = 122.30 T (m ² /s) = 1.27E-7 PFL confidence= Certain	Adjusted secup (m) =122.21 Fract_interpret / Varcodes= open fr. Frac.interp. confidence= Certain PFL-anom. confidence= 1	
16b		Adjusted secup (m) =122.30 Fract_interpret / Varcodes= open fr. Frac.interp. confidence= Probable PFL-anom. confidence= 1	
16c		Adjusted secup (m) =122.33 Fract_interpret / Varcodes= open fr. Frac.interp. confidence= Probable PFL-anom. confidence= 1	
17	Bh-length (m) = 124.90 T (m ² /s) = 1.52E-8 PFL confidence= Certain	Adjusted secup (m) =124.92 Fract_interpret / Varcodes= open fr. Frac.interp. confidence= Probable PFL-anom. confidence= 1	

Table A2b-11. KFM02A. Interpretation of PFL measurements and BOREMAP data

PFL anom. No	PFL anom data	Boremap data	BIPS Image
18	<p>Bh-length (m) = 126.00</p> <p>$T (m^2/s) = 4.26E-9$</p> <p>PFL confidence= Uncertain</p>	<p>Adjusted secup (m) = 125.92</p> <p>Fract_interpret / Varcod= sealed fr.</p> <p>Frac.interp. confidence= Probable</p> <p>PFL-anom. confidence= 1</p> <p>Nearest open fracture secup (m) 124,92 (correlated to anomaly no 18)</p>	<p>The BIPS image for anomaly 18 shows a vertical cross-section of a wellbore with a fracture. The vertical axis represents depth in meters, ranging from 125,635 at the top to 126,436 at the bottom. The horizontal axis is labeled with 'D', 'L', 'U', 'R', and 'D'. A black arrow points to a specific feature within the fracture profile.</p>
19a	<p>Bh-length (m) = 129.70</p> <p>$T (m^2/s) = 1.04E-8$</p> <p>PFL confidence= Certain</p>	<p>Adjusted secup (m) = 129.71</p> <p>Fract_interpret / Varcod= open fr.</p> <p>Frac.interp. confidence= Probable</p> <p>PFL-anom. confidence= 1</p>	<p>The BIPS image for anomaly 19a shows a vertical cross-section of a wellbore with a fracture. The vertical axis represents depth in meters, ranging from 129,267 at the top to 129,890 at the bottom. The horizontal axis is labeled with 'D', 'L', 'U', 'R', and 'D'. The fracture profile is clearly visible.</p>
19b		<p>Adjusted secup (m) = 129.76</p> <p>Fract_interpret / Varcod= open fr.</p> <p>Frac.interp. confidence= Probable</p> <p>PFL-anom. confidence= 1</p>	<p>The BIPS image for anomaly 19b shows a vertical cross-section of a wellbore with a fracture. The vertical axis represents depth in meters, ranging from 129,267 at the top to 130,090 at the bottom. The horizontal axis is labeled with 'D', 'L', 'U', 'R', and 'D'. Two black arrows point to specific features within the fracture profile. On the right side of the image, two data points are circled in red: '109 20' and '001 31'.</p>

Table A2b-12. KFM02A. Interpretation of PFL measurements and BOREMAP data

PFL anom. No	PFL anom data	Boremap data	BIPS Image
20	<p>Bh-length (m) = 137.00</p> <p>T (m²/s) = 9.42E-9</p> <p>PFL confidence= Uncertain</p>	<p>Adjusted secup (m) =137.07</p> <p>Fract_interpret / Varcodes= open fr.</p> <p>Frac.interp. confidence= Certain</p> <p>PFL-anom. confidence= 1</p>	
21a	<p>Bh-length (m) = 160.70</p> <p>T (m²/s) = 2.07E-8</p> <p>PFL confidence= Certain</p>	<p>Adjusted secup (m) =160.71</p> <p>Fract_interpret / Varcodes= open fr.</p> <p>Frac.interp. confidence= Probable</p> <p>PFL-anom. confidence= 1</p>	
21b		<p>Adjusted secup (m) =160.79</p> <p>Fract_interpret / Varcodes= open fr.</p> <p>Frac.interp. confidence= Certain</p> <p>PFL-anom. confidence= 1</p>	

Table A2b-13. KFM02A. Interpretation of PFL measurements and BOREMAP data

PFL anom. No	PFL anom data	Boremap data	BIPS Image
22	Bh-length (m) = 161.70	Adjusted secup (m) = 161.84	
	T (m ² /s) = 5.69E-8	Fract_interpret / Varcodes = open fr.	
	PFL confidence = Certain	Frac.interp. confidence = Probable	
		PFL-anom. confidence = 2	

Table A2b-14. KFM02A. Interpretation of PFL measurements and BOREMAP data

PFL anom. No	PFL anom data	Boremap data	BIPS Image
23a	Bh-length (m) = 156.9 T (m ² /s) = 6.33E-9 PFL confidence= Certain	Adjusted secup (m) =162.52 Fract_interpret / Varcodes= open fr. Frac.interp. confidence= Certain PFL-anom. confidence= 1	
23b		Adjusted secup (m) =162.55 Fract_interpret / Varcodes= partly open fr. Frac.interp. confidence= Certain PFL-anom. confidence= 1	
23c		Adjusted secup (m) =162.60 Fract_interpret / Varcodes= open fr. Frac.interp. confidence= Certain PFL-anom. confidence= 1	
23d		Adjusted secup (m) =162.61 Fract_interpret / Varcodes= open fr. Frac.interp. confidence= Certain PFL-anom. confidence= 2	

Table A2b-15. KFM02A. Interpretation of PFL measurements and BOREMAP data

PFL anom. No	PFL anom data	Boremap data	BIPS Image
24	<p>Bh-length (m) = 163.00</p> <p>$T (m^2/s) = 1.56E-7$</p> <p>PFL confidence= Certain</p>	<p>Adjusted secup (m) =163.06</p> <p>Fract_interpret / Varcodes= open fr.</p> <p>Frac.interp. confidence= Certain</p> <p>PFL-anom. confidence= 1</p> <p>Adjusted secup (m) =163.11</p> <p>Adjusted secup (m) =163.13</p> <p>Fract_interpret / Varcodes= Crush zone</p> <p>PFL-anom. confidence= 2</p>	
25	<p>Bh-length (m) = 163.50</p> <p>$T (m^2/s) = 2.18E-8$</p> <p>PFL confidence= Uncertain</p>	<p>Adjusted secup (m) =163.52</p> <p>Fract_interpret / Varcodes= open fr.</p> <p>Frac.interp. confidence= Probable</p> <p>PFL-anom. confidence= 1</p>	

Table A2b-16. KFM02. Interpretation of PFL measurements and BOREMAP data

PFL anom. No	PFL anom data	Boremap data	BIPS Image
26	Bh-length (m) = 165.00 T (m ² /s) = 8.46E-8 PFL confidence= Certain	Adjusted secup (m) =165.07 Fract_interpret / Varcodes= open fr. Frac.interp. confidence= Probable PFL-anom. confidence= 1	
27	Bh-length (m) = 166.80 T (m ² /s) = 1.50E-7 PFL confidence= Certain	Adjusted secup (m) =166.91 Fract_interpret / Varcodes= sealed fr. Frac.interp. confidence= Probable PFL-anom. confidence= 2 Nearest open fracture secup (m) 165.27	

Table A2b-17. KFM02. Interpretation of PFL measurements and BOREMAP data

PFL anom. No	PFL anom data	Boremap data	BIPS Image
28	Bh-length (m) = 167.40	Adjusted secup (m) =167.40	
	T (m ² /s) = 1.47E-8	Fract_interpret / Varcodes= sealed fr.	
	PFL confidence= Certain	Frac.interp. confidence= Probable	
		PFL-anom. confidence= 1	
		Adjusted secup (m) =167.46	
		Fract_interpret / Varcodes= sealed fr.	
		Frac.interp. confidence= Probable	
		PFL-anom. confidence= 1	
		Adjusted secup (m) =167.56	
		Fract_interpret / Varcodes= sealed fr.	
		Frac.interp. confidence= Probable	
		PFL-anom. confidence= 2	
		Nearest open fracture secup (m) 167.86 (corresponding to anomaly no 29)	

Table A2b-18. KFM02. Interpretation of PFL measurements and BOREMAP data

PFL anom. No	PFL anom data	Boremap data	BIPS Image
29	Bh-length (m) = 167.80 T (m ² /s) = 2.84E-9 PFL confidence= Certain	Adjusted secup (m) = 167.86 Fract_interpret / Varcodes= partly open fr. Frac.interp. confidence= Certain PFL-anom. confidence= 1 Adjusted secup (m) = 167.95 Fract_interpret / Varcodes= partly open fr. Frac.interp. confidence= Certain PFL-anom. confidence= 2	
30	Bh-length (m) = 169.40 T (m ² /s) = 9.71E-9 PFL confidence= Certain	Adjusted secup (m) = 169.46 Fract_interpret / Varcodes= open fr. Frac.interp. confidence= Probable PFL-anom. confidence= 1	

Table A2b-19. KFM02. Interpretation of PFL measurements and BOREMAP data

PFL anom. No	PFL anom data	Boremap data	BIPS Image
31	<p>Bh-length (m) = 170.00</p> <p>$T (m^2/s) = 1.83E-7$</p> <p>PFL confidence= Certain</p>	<p>Adjusted secup (m) = 170.02</p> <p>Fract_interpret / Varcod= sealed fr.</p> <p>Frac.interp. confidence= Probable</p> <p>PFL-anom. confidence= 1</p> <p>Nearest open fracture secup (m) 169.46 (corresponding to anomaly no 30)</p>	
32a	<p>Bh-length (m) = 171.50</p> <p>$T (m^2/s) = 1.31E-6$</p> <p>PFL confidence= Certain</p> <p>Anomaly within porous granite.</p>	<p>Adjusted secup (m) = 171.40</p> <p>Fract_interpret / Varcod= open fr.</p> <p>Frac.interp. confidence= Probable</p> <p>PFL-anom. confidence= 1</p>	
32b		<p>Adjusted secup (m) = 171.57</p> <p>Fract_interpret / Varcod= open fr.</p> <p>Frac.interp. confidence= Certain</p> <p>PFL-anom. confidence= 1</p>	

Table A2b-20. KFM02A. Interpretation of PFL measurements and BOREMAP data

PFL anom. No	PFL anom data	Boremap data	BIPS Image
33a	Bh-length (m) = 171.90 T (m ² /s) = 1.85E-7 PFL confidence= Certain Anomaly within porous granite.	Adjusted secup (m) = 171.83 Fract_interpret / Varcodes= sealed fr. Frac.interp. confidence= Probable PFL-anom. confidence= 1	
33b		Adjusted secup (m) = 171.96 Fract_interpret / Varcodes= sealed fr. Frac.interp. confidence= Probable PFL-anom. confidence= 1 Nearest open fracture secup (m) 171.52 (corresponding to anomaly no 32)	
34	Bh-length (m) = 172.60 T (m ² /s) = 4.36E-8 PFL confidence= Certain	Adjusted secup (m) = 172.65 Fract_interpret / Varcodes= open fr. Frac.interp. confidence= Probable PFL-anom. confidence= 1	

Table A2b-21. KFM02A. Interpretation of PFL measurements and BOREMAP data

PFL anom. No	PFL anom data	Boremap data	BIPS Image
35	<p>Bh-length (m) = 174.40</p> <p>$T (m^2/s) = 7.58E-8$</p> <p>PFL confidence= Certain</p> <p>Anomaly within porous granite.</p>	<p>Adjusted secup (m) = 174.50</p> <p>Fract_interpret / Varcodes= partly open fr.</p> <p>Frac.interp. confidence= Certain</p> <p>PFL-anom. confidence= 1</p> <p>Adjusted secup (m) = 174.62</p> <p>Fract_interpret / Varcodes= partly open fr.</p> <p>Frac.interp. confidence= Certain</p> <p>PFL-anom. confidence= 2</p>	
36	<p>Bh-length (m) = 174.90</p> <p>$T (m^2/s) = 3.07E-9$</p> <p>PFL confidence= Uncertain</p>	<p>Adjusted secup (m) = 174.89</p> <p>Fract_interpret / Varcodes= open fr.</p> <p>Frac.interp. confidence= Probable</p> <p>PFL-anom. confidence= 1</p>	

Table A2b-22. KFM02. Interpretation of PFL measurements and BOREMAP data

PFL anom. No	PFL anom data	Boremap data	BIPS Image
37a	Bh-length (m) = 178.50 T (m ² /s) = 1.49E-8 PFL confidence= Certain	Adjusted secup (m) =178.57 Fract_interpret / Varcodes= open fr. Frac.interp. confidence= Probable PFL-anom. confidence= 1	
37b		Adjusted secup (m) =178.69 Fract_interpret / Varcodes= open fr. Frac.interp. confidence= Probable PFL-anom. confidence= 2	

Table A2b-23. KFM02A. Interpretation of PFL measurements and BOREMAP data

PFL anom. No	PFL anom data	Boremap data	BIPS Image
38	<p>Bh-length (m) = 179.40</p> <p>$T (m^2/s) = 4.64E-8$</p> <p>PFL confidence= Certain</p> <p>Anomaly within porous granite.</p>	<p>Adjusted secup (m) = 179.40</p> <p>Fract_interpret / Varcod= sealed fr.</p> <p>Frac.interp. confidence= Probable</p> <p>PFL-anom. confidence= 1</p> <p>Nearest open fracture secup (m) 178.69 (corresponding to anomaly no 37)</p>	
39	<p>Bh-length (m) = 182.60</p> <p>$T (m^2/s) = 1.04E-7$</p> <p>PFL confidence= Certain</p>	<p>Adjusted secup (m) = 182.48</p> <p>Fract_interpret / Varcod= open fr.</p> <p>Frac.interp. confidence= Probable</p> <p>PFL-anom. confidence= 2</p> <p>Adjusted secup (m) = 182.81</p> <p>Fract_interpret / Varcod= open fr.</p> <p>Frac.interp. confidence= Probable</p> <p>PFL-anom. confidence= 2</p>	

Table A2b-24. KFM02A. Interpretation of PFL measurements and BOREMAP data

PFL anom. No	PFL anom data	Boremap data	BIPS Image
40	<p>Bh-length (m) = 183.20</p> <p>T (m²/s) = 1.90E-7</p> <p>PFL confidence= Uncertain</p>	<p>Adjusted secup (m) = 183.06</p> <p>Fract_interpret / Varcodes= open fr.</p> <p>Frac.interp. confidence= Probable</p> <p>PFL-anom. confidence= 2</p>	
41	<p>Bh-length (m) = 183.50</p> <p>T (m²/s) = 6.19E-8</p> <p>PFL confidence= Certain</p>	<p>Adjusted secup (m) = 183.48</p> <p>Fract_interpret / Varcodes= open fr.</p> <p>Frac.interp. confidence= Certain</p> <p>PFL-anom. confidence= 1</p>	

Table A2b-25. KFM02A. Interpretation of PFL measurements and BOREMAP data

PFL anom. No	PFL anom data	Boremap data	BIPS Image
42	Bh-length (m) = 217.00	Adjusted secup (m) =217.06	
	T (m ² /s) = 6.77E-7	Fract_interpret / Varcodes= open fr.	
	PFL confidence= Certain	Frac.interp. confidence= Probable	
		PFL-anom. confidence= 1	

Table A2b-26. KFM02A. Interpretation of PFL measurements and BOREMAP data

PFL anom. No	PFL anom data	Boremap data	BIPS Image
43	<p>Bh-length (m) = 219.20</p> <p>T (m²/s) = 1.68E-8</p> <p>PFL confidence= Certain</p>	<p>Adjusted secup (m) =219.41</p> <p>Fract_interpret / Varcodes= sealed fr.</p> <p>Frac.interp. confidence= Probable</p> <p>PFL-anom. confidence= 3</p> <p>Nearest open fracture secup (m) 217.06 (corresponding to anomaly no 42)</p>	
44a	<p>Bh-length (m) = 227.80</p> <p>T (m²/s) = 8.46E-8</p> <p>PFL confidence= Certain</p>	<p>Adjusted secup (m) =227.89</p> <p>Fract_interpret / Varcodes= open fr.</p> <p>Frac.interp. confidence= Probable</p> <p>PFL-anom. confidence= 1</p>	
44b		<p>Adjusted secup (m) =227.97</p> <p>Fract_interpret / Varcodes= partly open fr.</p> <p>Frac.interp. confidence= Certain</p> <p>PFL-anom. confidence= 2</p>	

Table A2b-27. KFM02A. Interpretation of PFL measurements and BOREMAP data

PFL anom. No	PFL anom data	Boremap data	BIPS Image
45a	Bh-length (m) = 266.60 T (m ² /s) = 9.53E-8 PFL confidence= Certain	Adjusted secup (m) =266.56 Fract_interpret / Varcodes= open fr. Frac.interp. confidence= Certain PFL-anom. confidence= 1	
45b	Adjusted secup (m) =266.61 Fract_interpret / Varcodes= open fr. Frac.interp. confidence= Certain PFL-anom. confidence= 1		

Table A2b-28. KFM02. Interpretation of PFL measurements and BOREMAP data

PFL anom. No	PFL anom data	Boremap data	BIPS Image
46	Bh-length (m) = 267.10 T (m ² /s) = 1.27E-8 PFL confidence= Uncertain	Adjusted secup (m) =266.65 Adjusted secup (m) =267.16 Fract_interpret / Varcodes= crush zone PFL-anom. confidence= 1	
47	Bh-length (m) = 273.00 T (m ² /s) = 6.87E-8 PFL confidence= Certain Anomaly within porous granite.		

Table A2b-29. KFM02A. Interpretation of PFL measurements and BOREMAP data

PFL anom. No	PFL anom data	Boremap data	BIPS Image
48	<p>Bh-length (m) = 274.00</p> <p>$T (m^2/s) = 5.32E-8$</p> <p>PFL confidence= Certain</p> <p>Anomaly within porous granite.</p>		
49	<p>Bh-length (m) = 275.00</p> <p>$T (m^2/s) = 2.37E-7$</p> <p>PFL confidence= Certain</p> <p>Anomaly within porous granite.</p>		

Table A2b-30. KFM02A. Interpretation of PFL measurements and BOREMAP data

PFL anom. No	PFL anom data	Boremap data	BIPS Image
50	<p>Bh-length (m) = 276.00</p> <p>T (m²/s) = 2.82E-7</p> <p>PFL confidence= Certain</p> <p>Anomaly within porous granite.</p>		
51	<p>Bh-length (m) = 277.00</p> <p>T (m²/s) = 1.34E-7</p> <p>PFL confidence= Certain</p> <p>Anomaly within porous granite.</p>		

Table A2b-31. KFM02A. Interpretation of PFL measurements and BOREMAP data

PFL anom. No	PFL anom data	Boremap data	BIPS Image
52	<p>Bh-length (m) = 278.00</p> <p>$T (m^2/s) = 6.83E-8$</p> <p>PFL confidence= Certain</p> <p>Anomaly within porous granite.</p>		
53	<p>Bh-length (m) = 279.00</p> <p>$T (m^2/s) = 9.26E-8$</p> <p>PFL confidence= Certain</p> <p>Anomaly within porous granite.</p>		

Table A2b-32. KFM02A. Interpretation of PFL measurements and BOREMAP data

PFL anom. No	PFL anom data	Boremap data	BIPS Image
54	<p>Bh-length (m) = 280.00</p> <p>T (m²/s) = 1.38E-7</p> <p>PFL confidence= Certain</p> <p>Anomaly within porous granite.</p>		
55	<p>Bh-length (m) = 281.00</p> <p>T (m²/s) = 2.73E-7</p> <p>PFL confidence= Certain</p> <p>Anomaly within porous granite.</p>	<p>Adjusted secup (m) = 281.40</p> <p>Fract_interpret / Varcodes= open fr.</p> <p>Frac.interp. confidence= Probable</p> <p>PFL-anom. confidence= 4</p>	

Table A2b-33. KFM02A. Interpretation of PFL measurements and BOREMAP data

PFL anom. No	PFL anom data	Boremap data	BIPS Image
56	<p>Bh-length (m) = 282.00</p> <p>$T (m^2/s) = 3.35E-7$</p> <p>PFL confidence= Certain</p> <p>Anomaly within porous granite.</p>		
57	<p>Bh-length (m) = 283.00</p> <p>$T (m^2/s) = 2.56E-7$</p> <p>PFL confidence= Certain</p> <p>Anomaly within porous granite.</p>		

Table A2b-34. KFM02A. Interpretation of PFL measurements and BOREMAP data

PFL anom. No	PFL anom data	Boremap data	BIPS Image
58	<p>Bh-length (m) = 284.00</p> <p>T (m²/s) = 6.93E-7</p> <p>PFL confidence= Certain</p> <p>Anomaly within porous granite.</p>		
59	<p>Bh-length (m) = 285.00</p> <p>T (m²/s) = 7.64E-7</p> <p>PFL confidence= Certain</p> <p>Anomaly within porous granite.</p>		

Table A2b-35. KFM02A. Interpretation of PFL measurements and BOREMAP data

PFL anom. No	PFL anom data	Boremap data	BIPS Image
60	<p>Bh-length (m) = 286.00</p> <p>$T (m^2/s) = 6.69E-7$</p> <p>PFL confidence= Certain</p> <p>Anomaly within porous granite.</p>		
61	<p>Bh-length (m) = 287.00</p> <p>$T (m^2/s) = 4.96E-7$</p> <p>PFL confidence= Certain</p> <p>Anomaly within porous granite.</p>		

Table A2b-36. KFM02A. Interpretation of PFL measurements and BOREMAP data

PFL anom. No	PFL anom data	Boremap data	BIPS Image
62	<p>Bh-length (m) = 288.00</p> <p>$T (m^2/s) =$ 7.67E-7</p> <p>PFL confidence= Certain</p> <p>Anomaly within porous granite.</p>		
63	<p>Bh-length (m) = 289.00</p> <p>$T (m^2/s) =$ 2.25E-6</p> <p>PFL confidence= Certain</p> <p>Anomaly within porous granite.</p>		

Table A2b-37. KFM02A. Interpretation of PFL measurements and BOREMAP data

PFL anom. No	PFL anom data	Boremap data	BIPS Image
64	<p>Bh-length (m) = 290.00</p> <p>$T (m^2/s) = 1.15E-6$</p> <p>PFL confidence= Certain</p> <p>Anomaly within porous granite.</p>		
65	<p>Bh-length (m) = 291.00</p> <p>$T (m^2/s) = 8.74E-7$</p> <p>PFL confidence= Certain</p> <p>Anomaly within porous granite.</p>		

Table A2b-38. KFM02A. Interpretation of PFL measurements and BOREMAP data

PFL anom. No	PFL anom data	Boremap data	BIPS Image
66	<p>Bh-length (m) = 291.80</p> <p>T (m²/s) = 1.17E-6</p> <p>PFL confidence= Certain</p> <p>Anomaly within porous granite.</p>		
67	<p>Bh-length (m) = 292.50</p> <p>T (m²/s) = 8.04E-8</p> <p>PFL confidence= Uncertain</p> <p>Anomaly within porous granite.</p>	<p>Adjusted secup (m) = 292.28</p> <p>Fract_interpret / Varcodes= partly open fr.</p> <p>Frac.interp. confidence= Certain</p> <p>PFL-anom. confidence= 3</p>	

Table A2b-39. KFM02A. Interpretation of PFL measurements and BOREMAP data

PFL anom. No	PFL anom data	Boremap data	BIPS Image
68	<p>Bh-length (m) = 293.20</p> <p>$T (m^2/s) = 5.20E-8$</p> <p>PFL confidence= Certain</p> <p>Anomaly within porous granite.</p>	<p>Adjusted secup (m) = 293.63</p> <p>Fract_interpret / Varcod= open fr.</p> <p>Frac.interp. confidence= Certain</p> <p>PFL-anom. confidence= 5</p>	
69	<p>Bh-length (m) = 293.90</p> <p>$T (m^2/s) = 1.32E-8$</p> <p>PFL confidence= Uncertain</p> <p>Anomaly within porous granite.</p>	<p>Adjusted secup (m) = 294.40</p> <p>Fract_interpret / Varcod= open fr.</p> <p>Frac.interp. confidence= Probable</p> <p>PFL-anom. confidence= 5</p>	

Table A2b-40. KFM02A. Interpretation of PFL measurements and BOREMAP data

PFL anom. No	PFL anom data	Boremap data	BIPS Image
70	<p>Bh-length (m) = 295.50</p> <p>T (m²/s) = 1.56E-7</p> <p>PFL confidence= Certain</p> <p>Anomaly within porous granite.</p>		
71	<p>Bh-length (m) = 296.00</p> <p>T (m²/s) = 4.62E-7</p> <p>PFL confidence= Certain</p> <p>Anomaly within porous granite.</p>		

Table A2b-41. KFM02A. Interpretation of PFL measurements and BOREMAP data

PFL anom. No	PFL anom data	Boremap data	BIPS Image
72	<p>Bh-length (m) = 296.50</p> <p>$T (m^2/s) = 6.34E-8$</p> <p>PFL confidence= Uncertain</p> <p>Anomaly within porous granite.</p>		
73	<p>Bh-length (m) = 298.90</p> <p>$T (m^2/s) = 4.94E-8$</p> <p>PFL confidence= Uncertain</p> <p>Anomaly within porous granite.</p>	<p>Adjusted secup (m) = 299.90</p> <p>Fract_interpret / Varcodes= open fr.</p> <p>Frac.interp. confidence= Probable</p> <p>PFL-anom. confidence= 2</p>	

Table A2b-42. KFM02A. Interpretation of PFL measurements and BOREMAP data

PFL anom. No	PFL anom data	Boremap data	BIPS Image
74	Bh-length (m) = 299.40 $T (m^2/s) = 3.19E-7$ PFL confidence= Certain Anomaly within porous granite.	Adjusted secup (m) = 300.07 Fract_interpret / Varcodes= partly open fr. Frac.interp. confidence= Probable PFL-anom. confidence= 7	
75a	Bh-length (m) = 301.70 $T (m^2/s) = 6.46E-8$ PFL confidence= Certain	Adjusted secup (m) = 301.12 Fract_interpret / Varcodes= open fr. Frac.interp. confidence= Certain PFL-anom. confidence= 6	
75b		Adjusted secup (m) = 301.47 Fract_interpret / Varcodes= partly open fr. Frac.interp. confidence= Certain PFL-anom. confidence= 3	
75c		Adjusted secup (m) = 301.51 Fract_interpret / Varcodes= open fr. Frac.interp. confidence= Probable PFL-anom. confidence= 1	

Table A2b-43. KFM02A. Interpretation of PFL measurements and BOREMAP data

PFL anom. No	PFL anom data	Boremap data	BIPS Image
76a	Bh-length (m) = 411.20 T (m ² /s) = 6.85E-9 PFL confidence= Certain	Adjusted secup (m) =411.03 Fract_interpret / Varcod= partly open fr. Frac.interp. confidence= Probable PFL-anom. confidence= 2	
76b		Adjusted secup (m) =411.32 Fract_interpret / Varcod= open fr. Frac.interp. confidence= Probable PFL-anom. confidence= 2	
77	Bh-length (m) = 411.80 T (m ² /s) = 1.61E-8 PFL confidence= Certain	Adjusted secup (m) =411.80 Fract_interpret / Varcod= open fr. Frac.interp. confidence= Probable PFL-anom. confidence= 1	

Table A2b-44. KFM02A. Interpretation of PFL measurements and BOREMAP data

PFL anom. No	PFL anom data	Boremap data	BIPS Image
78	Bh-length (m) = 416.50 T (m ² /s) = 5.32E-8 PFL confidence= Certain	Adjusted secup (m) =416.50 Fract_interpret / Varcodes= open fr. Frac.interp. confidence= Certain PFL-anom. confidence= 1	
79	Bh-length (m) = 417.30 T (m ² /s) = 9.01E-7 PFL confidence= Certain	Adjusted secup (m) =417.35 Fract_interpret / Varcodes= open fr. Frac.interp. confidence= Probable PFL-anom. confidence= 1 Adjusted secup (m) =417.48 Fract_interpret / Varcodes= open fr. Frac.interp. confidence= Probable PFL-anom. confidence= 2	

Table A2b-45. KFM02A. Interpretation of PFL measurements and BOREMAP data

PFL anom. No	PFL anom data	Boremap data	BIPS Image
80a	Bh-length (m) = 418.40 T (m ² /s) = 1.43E-7 PFL confidence= Certain	Adjusted secup (m) =418.27 Fract_interpret / Varcodes= open fr. Frac.interp. confidence= Probable PFL-anom. confidence= 2	
80b	Adjusted secup (m) =418.32 Fract_interpret / Varcodes= open fr. Frac.interp. confidence= Probable PFL-anom. confidence= 1		
80c	Adjusted secup (m) =418.33 Fract_interpret / Varcodes= open fr. Frac.interp. confidence= Probable PFL-anom. confidence= 1		
80d	Adjusted secup (m) =418.48 Fract_interpret / Varcodes= open fr. Frac.interp. confidence= Probable PFL-anom. confidence= 1		
80e	Adjusted secup (m) =418.51 Fract_interpret / Varcodes= open fr. Frac.interp. confidence= Probable PFL-anom. confidence= 2		

Table A2b-46. KFM02A. Interpretation of PFL measurements and BOREMAP data

PFL anom. No	PFL anom data	Boremap data	BIPS Image
81a	Bh-length (m) = 419.90 T (m ² /s) = 1.13E-8 PFL confidence= Certain	Adjusted secup (m) =419.73 Fract_interpret / Varcodes= partly open fr. Frac.interp. confidence= Certain PFL-anom. confidence= 2	
81b		Adjusted secup (m) =419.74 Fract_interpret / Varcodes= partly open fr. Frac.interp. confidence= Probable PFL-anom. confidence= 2	
81c		Adjusted secup (m) =419.79 Fract_interpret / Varcodes= open fr. Frac.interp. confidence= Probable PFL-anom. confidence= 2	
81d		Adjusted secup (m) =419.85 Fract_interpret / Varcodes= partly open fr. Frac.interp. confidence= Certain PFL-anom. confidence= 1	
81e		Adjusted secup (m) =419.86 Fract_interpret / Varcodes= open fr. Frac.interp. confidence= Probable PFL-anom. confidence= 1	

PFL anom. No	PFL anom data	Boremap data	BIPS Image
81f		Adjusted secup (m) =419.88	
		Fract_interpret / Varcode= open fr.	
		Frac.interp. confidence= Probable	
		PFL-anom. confidence= 1	
81g		Adjusted secup (m) =420.01	
		Fract_interpret / Varcode= open fr.	
		Frac.interp. confidence= Probable	
		PFL-anom. confidence= 2	

Table A2b-47. KFM02A. Interpretation of PFL measurements and BOREMAP data

PFL anom. No	PFL anom data	Boremap data	BIPS Image
82a	Bh-length (m) = 423.70	Adjusted secup (m) =423.65	
	T (m ² /s) = 3.33E-9	Fract_interpret / Varcode= open fr.	
	PFL confidence= Uncertain	Frac.interp. confidence= Probable	
82b		Adjusted secup (m) =423.67	
		Fract_interpret / Varcode= open fr.	
		Frac.interp. confidence= Probable	
		PFL-anom. confidence= 1	
82c		Adjusted secup (m) =418.33	
		Fract_interpret / Varcode= open fr.	
		Frac.interp. confidence= Probable	
		PFL-anom. confidence= 1	

Table A2b-48. KFM02A. Interpretation of PFL measurements and BOREMAP data

PFL anom. No	PFL anom data	Boremap data	BIPS Image
83a	Bh-length (m) = 425.10	Adjusted secup (m) =425.12	
	T (m ² /s) = 4.31E-8	Fract_interpret / Varcodes= open fr.	
	PFL confidence= Certain	Frac.interp. confidence= Certain	
83b		PFL-anom. confidence= 1	
		Adjusted secup (m) =425.14	
		Fract_interpret / Varcodes= open fr.	
		Frac.interp. confidence= Certain	
		PFL-anom. confidence= 1	
83c		Adjusted secup (m) =425.30	
		Fract_interpret / Varcodes= open fr.	
		Frac.interp. confidence= Certain	
		PFL-anom. confidence= 2	

Table A2b-49. KFM02A. Interpretation of PFL measurements and BOREMAP data

PFL anom. No	PFL anom data	Boremap data	BIPS Image
84	Bh-length (m) = 425.90	Adjusted secup (m) =425.98	
	T (m ² /s) = 1.11E-7	Fract_interpret / Varcodes= open fr.	
	PFL confidence= Certain	Frac.interp. confidence= Probable PFL-anom. confidence= 1	

Table A2b-50. KFM02A. Interpretation of PFL measurements and BOREMAP data

PFL anom. No	PFL anom data	Boremap data	BIPS Image
85a	Bh-length (m) = 426.80	Adjusted secup (m) =426.83	
	T (m ² /s) = 7.15E-7	Fract_interpret / Varcodes= sealed fr.	
	PFL confidence= Certain	Frac.interp. confidence= Probable	
85b		Adjusted secup (m) =426.86	
		Fract_interpret / Varcodes= sealed fr.	
		Frac.interp. confidence= Probable	
		PFL-anom. confidence= 1	
85c		Adjusted secup (m) =426.87	
		Fract_interpret / Varcodes= sealed fr.	
		Frac.interp. confidence= Probable	
		PFL-anom. confidence= 1	
		Nearest open fracture secup (m) 427.20 (corresponding to anomaly no 86)	

Table A2b-51. KFM02A. Interpretation of PFL measurements and BOREMAP data

PFL anom. No	PFL anom data	Boremap data	BIPS Image
86a	Bh-length (m) = 427.20 T (m ² /s) = 7.13E-7 PFL confidence= Certain	Adjusted secup (m) =427.20 Fract_interpret / Varcodes= open fr. Frac.interp. confidence= Probable PFL-anom. confidence= 1	
86b		Adjusted secup (m) =427.21 Fract_interpret / Varcodes= open fr. Frac.interp. confidence= Probable PFL-anom. confidence= 1	
86c		Adjusted secup (m) =427.24 Fract_interpret / Varcodes= partly open fr. Frac.interp. confidence= Probable PFL-anom. confidence= 1	
86d		Adjusted secup (m) =427.26 Fract_interpret / Varcodes= open fr. Frac.interp. confidence= Probable PFL-anom. confidence= 1	
86e		Adjusted secup (m) =427.32 Fract_interpret / Varcodes= open fr. Frac.interp. confidence= Probable PFL-anom. confidence= 2	

Table A2b-52. KFM02A. Interpretation of PFL measurements and BOREMAP data

PFL anom. No	PFL anom data	Boremap data	BIPS Image
87	Bh-length (m) = 428.90 T (m ² /s) = 1.01E-8 PFL confidence= Certain	Adjusted secup (m) =428.52 Fract_interpret / Varcodes= partly open fr. Frac.interp. confidence= Certain PFL-anom. confidence= 4	
88a	Bh-length (m) = 434.40 T (m ² /s) = 5.01E-9 PFL confidence= Certain	Adjusted secup (m) =434.50 Fract_interpret / Varcodes= partly open fr. Frac.interp. confidence= Probable PFL-anom. confidence= 1	
88b		Adjusted secup (m) =434.51 Fract_interpret / Varcodes= open fr. Frac.interp. confidence= Probable PFL-anom. confidence= 2	

Table A2b-53. KFM02A. Interpretation of PFL measurements and BOREMAP data

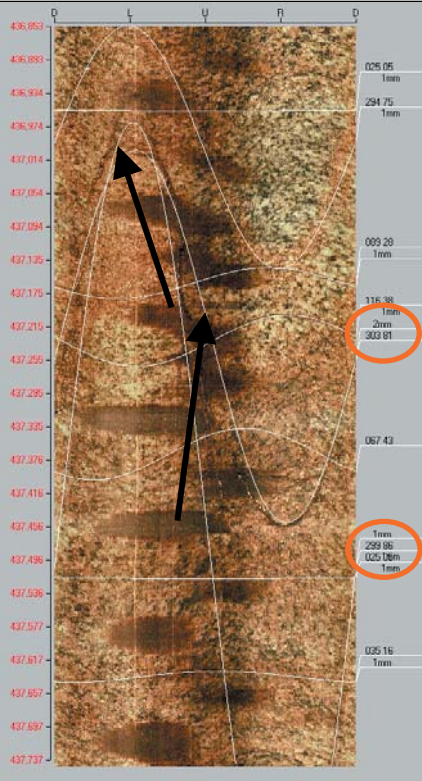
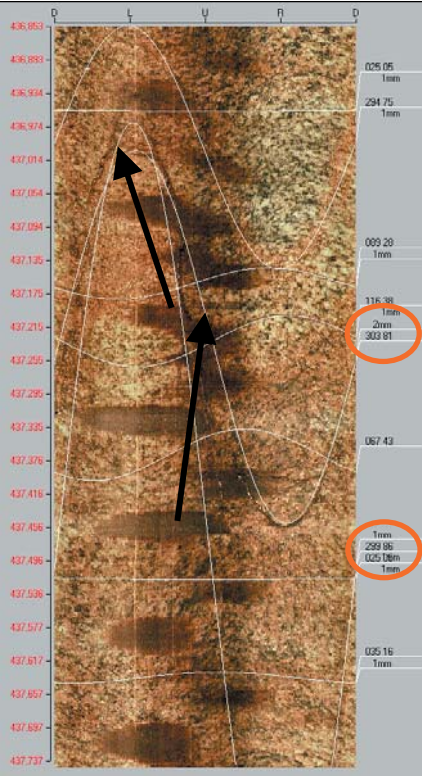
PFL anom. No	PFL anom data	Boremap data	BIPS Image
89a	Bh-length (m) = 437.00 T (m ² /s) = 7.47E-8 PFL confidence= Certain	Adjusted secup (m) =437.23 Fract_interpret / Varcode= partly open fr. Frac.interp. confidence= Certain PFL-anom. confidence= 3	
89b	Adjusted secup (m) =437.47 Fract_interpret / Varcode= partly open fr. Frac.interp. confidence= Certain PFL-anom. confidence= 5 (high amplitude) Same fractures as for PFL anomaly no 90		
90a	Bh-length (m) = 437.30 T (m ² /s) = 1.07E-7 PFL confidence= Uncertain	Adjusted secup (m) =437.23 Fract_interpret / Varcode= partly open fr. Frac.interp. confidence= Certain PFL-anom. confidence= 1	
90b	Adjusted secup (m) =437.47 Fract_interpret / Varcode= partly open fr. Frac.interp. confidence= Certain PFL-anom. confidence= 2 Same fractures as for PFL anomaly no 89		

Table A2b-54. KFM02A. Interpretation of PFL measurements and BOREMAP data

PFL anom. No	PFL anom data	Boremap data	BIPS Image
91	Bh-length (m) = 438.50	Adjusted secup (m) =438.45	
	T (m ² /s) = 6.34E-9	Fract_interpret / Varcodes= partly open fr.	
	PFL confidence= Certain	Frac.interp. confidence= Certain	
		PFL-anom. confidence= 1	

Table A2b-55. KFM02A. Interpretation of PFL measurements and BOREMAP data

PFL anom. No	PFL anom data	Boremap data	BIPS Image
92a	Bh-length (m) = 441.20 T (m ² /s) = 4.73E-9 PFL confidence= Certain	Adjusted secup (m) =441.10 Fract_interpret / Varcodes= sealed fr. Frac.interp. confidence= Probable PFL-anom. confidence= 1	<p>The BIPS image displays a vertical cross-section of a wellbore with depth markers on the right side ranging from 440.910 to 441.395. Fracture patterns are visible as curved lines across the image. In the lower section (between 441.100 and 441.395), several black arrows point to specific features. Two of these features are circled in red, with labels '029 02' and '015 10' next to them. Other labels include '290 03', '026 05', '104 51', '292 75', '269 72', '026 09', '027 06', '001 11', '015 15', and '333 10'.</p>
92b		Adjusted secup (m) =441.13 Fract_interpret / Varcodes= sealed fr. Frac.interp. confidence= Probable PFL-anom. confidence= 1	
92c		Adjusted secup (m) =441.21 Fract_interpret / Varcodes= sealed fr. Frac.interp. confidence= Probable PFL-anom. confidence= 1	
92d		Adjusted secup (m) =441.23 Fract_interpret / Varcodes= sealed fr. Frac.interp. confidence= Probable PFL-anom. confidence= 1	
92e		Adjusted secup (m) =441.27 Fract_interpret / Varcodes= sealed fr. Frac.interp. confidence= Probable PFL-anom. confidence= 1	

Nearest open fracture secup (m) 440.56

Table A2b-56. KFM02A. Interpretation of PFL measurements and BOREMAP data

PFL anom. No	PFL anom data	Boremap data	BIPS Image
93	Bh-length (m) = 448.10 T (m ² /s) = 6.35E-9 PFL confidence= Certain	Adjusted secup (m) =448.10 Fract_interpret / Varcodes= open fr. Frac.interp. confidence= Probable PFL-anom. confidence= 1	<p>The BIPS image for anomaly 93 shows a vertical fracture in a brownish rock core. A black arrow points to the fracture. A red circle on the right side of the image highlights the fracture ID '047.31'. The image has a vertical scale on the left from 447.744 to 448.629 and a horizontal scale at the top with markers L, U, R, D.</p>
94	Bh-length (m) = 448.80 T (m ² /s) = 1.27E-9 PFL confidence= Uncertain	Adjusted secup (m) =448.77 Fract_interpret / Varcodes= sealed fr. Frac.interp. confidence= Probable PFL-anom. confidence= 1 Nearest open fracture secup (m) 448.10 (corresponding to anomaly no 93)	<p>The BIPS image for anomaly 94 shows a vertical fracture in a brownish rock core. A black arrow points to the fracture. A red circle on the right side of the image highlights the fracture ID '048.15'. The image has a vertical scale on the left from 448.387 to 449.272 and a horizontal scale at the top with markers L, U, R, D.</p>

Table A2b-57. KFM02A. Interpretation of PFL measurements and BOREMAP data

PFL anom. No	PFL anom data	Boremap data	BIPS Image
95a	Bh-length (m) = 454.00 T (m ² /s) = 8.89E-8 PFL confidence= Certain	Adjusted secup (m) =453.91 Fract_interpret / Varcodes= sealed fr. Frac.interp. confidence= Probable PFL-anom. confidence= 1	
95b	Adjusted secup (m) =454.00 Fract_interpret / Varcodes= sealed fr. Frac.interp. confidence= Probable PFL-anom. confidence= 1		
95c	Adjusted secup (m) =454.05 Fract_interpret / Varcodes= sealed fr. Frac.interp. confidence= Probable PFL-anom. confidence= 1		
95d	Adjusted secup (m) =454.09 Fract_interpret / Varcodes= sealed fr. Frac.interp. confidence= Probable PFL-anom. confidence= 1 Nearest open fracture secup (m) 454.47 (corresponding to anomaly no 96)		

Table A2b-58. KFM02A. Interpretation of PFL measurements and BOREMAP data

PFL anom. No	PFL anom data	Boremap data	BIPS Image
96	Bh-length (m) = 454.40 T (m ² /s) = 4.74E-8 PFL confidence= Certain	Adjusted secup (m) =454.47 Fract_interpret / Varcodes= open fr. Frac.interp. confidence= Probable PFL-anom. confidence= 1	
97	Bh-length (m) = 454.90 T (m ² /s) = 1.27E-9 PFL confidence= Certain	Adjusted secup (m) =454.95 Fract_interpret / Varcodes= open fr. Frac.interp. confidence= Probable PFL-anom. confidence= 1	

Table A2b-59. KFM02A. Interpretation of PFL measurements and BOREMAP data

PFL anom. No	PFL anom data	Boremap data	BIPS Image
98a	Bh-length (m) = 459.70 T (m ² /s) = 6.95E-9 PFL confidence= Certain	Adjusted secup (m) =459.55 Fract_interpret / Varcod= partly open fr. Frac.interp. confidence= Certain PFL-anom. confidence= 2	
98b	Adjusted secup (m) =459.68 Fract_interpret / Varcod= partly open fr. Frac.interp. confidence= Certain PFL-anom. confidence= 1		
98c	Adjusted secup (m) =459.70 Fract_interpret / Varcod= open fr. Frac.interp. confidence= Probable PFL-anom. confidence= 1		

Table A2b-60. KFM02A. Interpretation of PFL measurements and BOREMAP data

PFL anom. No	PFL anom data	Boremap data	BIPS Image
99	Bh-length (m) = 462.50 T (m ² /s) = 2.60E-8 PFL confidence= Certain	Adjusted secup (m) =462.55 Fract_interpret / Varcodes= partly open fr. Frac.interp. confidence= Certain PFL-anom. confidence= 1	
100a	Bh-length (m) = 463.20 T (m ² /s) = 3.33E-9 PFL confidence= Certain	Adjusted secup (m) =463.21 Fract_interpret / Varcodes= sealed fr. Frac.interp. confidence= Probable PFL-anom. confidence= 1	
100b		Adjusted secup (m) =463.27 Fract_interpret / Varcodes= sealed fr. Frac.interp. confidence= Probable PFL-anom. confidence= 1 Nearest open fracture secup (m) 462.55 (corresponding to anomaly no 99)	

Table A2b-61. KFM02A. Interpretation of PFL measurements and BOREMAP data

PFL anom. No	PFL anom data	Boremap data	BIPS Image
101	<p>Bh-length (m) = 465.30</p> <p>$T (m^2/s) = 6.16E-10$</p> <p>PFL confidence= Uncertain</p>	<p>Adjusted secup (m) = 465.28</p> <p>Fract_interpret / Varcode= partly open fr.</p> <p>Frac.interp. confidence= Certain</p> <p>PFL-anom. confidence= 1</p>	
102a	<p>Bh-length (m) = 468.60</p> <p>$T (m^2/s) = 2.90E-9$</p> <p>PFL confidence= Certain</p>	<p>Adjusted secup (m) = 468.57</p> <p>Fract_interpret / Varcode= partly open fr.</p> <p>Frac.interp. confidence= Certain</p> <p>PFL-anom. confidence= 1</p>	
102b		<p>Adjusted secup (m) = 468.62</p> <p>Fract_interpret / Varcode= partly open fr.</p> <p>Frac.interp. confidence= Certain</p> <p>PFL-anom. confidence= 1</p>	
102b		<p>Adjusted secup (m) = 468.67</p> <p>Fract_interpret / Varcode= partly open fr.</p> <p>Frac.interp. confidence= Certain</p> <p>PFL-anom. confidence= 1</p>	

Table A2b-62. KFM02A. Interpretation of PFL measurements and BOREMAP data

PFL anom. No	PFL anom data	Boremap data	BIPS Image
103a	Bh-length (m) = 477.80 T (m ² /s) = 2.74E-9 PFL confidence= Certain	Adjusted secup (m) =477.77 Fract_interpret / Varcodes= sealed fr. Frac.interp. confidence= Probable PFL-anom. confidence= 1	
103b		Adjusted secup (m) =477.82 Fract_interpret / Varcodes= sealed fr. Frac.interp. confidence= Probable PFL-anom. confidence= 1 Nearest open fracture secup (m) 476.99	
104a	Bh-length (m) = 479.20 T (m ² /s) = 5.64E-8 PFL confidence= Certain	Adjusted secup (m) =471.19 Fract_interpret / Varcodes= open fr. Frac.interp. confidence= Probable PFL-anom. confidence= 1	
104b		Adjusted secup (m) =479.20 Fract_interpret / Varcodes= open fr. Frac.interp. confidence= Probable PFL-anom. confidence= 1	
104c		Adjusted secup (m) =479.21 Fract_interpret / Varcodes= partly open fr. Frac.interp. confidence= Certain PFL-anom. confidence= 1	

Table A2b-63. KFM02A. Interpretation of PFL measurements and BOREMAP data

PFL anom. No	PFL anom data	Boremap data	BIPS Image
105a	Bh-length (m) = 480.40 T (m ² /s) = 3.79E-7 PFL confidence= Certain	Adjusted secup (m) =480.42 Fract_interpret / Varcod= open fr. Frac.interp. confidence= Probable PFL-anom. confidence= 1	
105b		Adjusted secup (m) =480.44 Fract_interpret / Varcod= open fr. Frac.interp. confidence= Probable PFL-anom. confidence= 1	
105c		Adjusted secup (m) =480.47 Fract_interpret / Varcod= open fr. Frac.interp. confidence= Certain PFL-anom. confidence= 1	

Table A2b-64. KFM02A. Interpretation of PFL measurements and BOREMAP data

PFL anom. No	PFL anom data	Boremap data	BIPS Image
106a	Bh-length (m) = 481.20 T (m ² /s) = 3.35E-8 PFL confidence= Certain	Adjusted secup (m) =481.20 Fract_interpret / Varcodes= open fr. Frac.interp. confidence= Probable PFL-anom. confidence= 1	
106b		Adjusted secup (m) =481.22 Fract_interpret / Varcodes= open fr. Frac.interp. confidence= Certain PFL-anom. confidence= 1	
107	Bh-length (m) = 484.60 T (m ² /s) = 5.75E-9 PFL confidence= Certain	Adjusted secup (m) =484.42 Fract_interpret / Varcodes= partly open fr. Frac.interp. confidence= Certain PFL-anom. confidence= 2	

Table A2b-65. KFM02A. Interpretation of PFL measurements and BOREMAP data

PFL anom. No	PFL anom data	Boremap data	BIPS Image
108a	Bh-length (m) = 485.60 T (m ² /s) = 1.63E-8 PFL confidence= Uncertain	Adjusted secup (m) =485.55 Fract_interpret / Varcode= partly open fr. Frac.interp. confidence= Certain PFL-anom. confidence= 1	
108b		Adjusted secup (m) =485.59 Fract_interpret / Varcode= open fr. Frac.interp. confidence= Certain PFL-anom. confidence= 1	
108c		Adjusted secup (m) =485.74 Fract_interpret / Varcode= partly open fr. Frac.interp. confidence= Certain PFL-anom. confidence= 2	
108d		Adjusted secup (m) =485.78 Fract_interpret / Varcode= partly open fr. Frac.interp. confidence= Probable PFL-anom. confidence= 2	
108e		Adjusted secup (m) =485.79 Fract_interpret / Varcode= partly open fr. Frac.interp. confidence= Probable PFL-anom. confidence= 2	

Table A2b-66. KFM02A. Interpretation of PFL measurements and BOREMAP data

PFL anom. No	PFL anom data	Boremap data	BIPS Image
109	Bh-length (m) = 486.10 $T (m^2/s) = 1.67E-7$ PFL confidence= Certain	Adjusted secup (m) =486.10 Fract_interpret / Varcodes= open fr. Frac.interp. confidence= Probable PFL-anom. confidence= 1	
110	Bh-length (m) = 486.40 $T (m^2/s) = 1.08E-8$ PFL confidence= Uncertain	Adjusted secup (m) =486.40 Fract_interpret / Varcodes= open fr. Frac.interp. confidence= Certain PFL-anom. confidence= 1	

Table A2b-67. KFM02A. Interpretation of PFL measurements and BOREMAP data

PFL anom. No	PFL anom data	Boremap data	BIPS Image
111a	Bh-length (m) = 493.40 T (m ² /s) = 3.23E-9 PFL confidence= Certain	Adjusted secup (m) =493.34 Fract_interpret / Varcodes= open fr. Frac.interp. confidence= Certain PFL-anom. confidence= 1	
111b	Adjusted secup (m) =493.36 Fract_interpret / Varcodes= partly open fr. Frac.interp. confidence= Probable PFL-anom. confidence= 1		

Table A2b-68. KFM02A. Interpretation of PFL measurements and BOREMAP data

PFL anom. No	PFL anom data	Boremap data	BIPS Image
112a	Bh-length (m) = 495.50 T (m ² /s) = 2.86E-9 PFL confidence= Certain	Adjusted secup (m) =495.48 Fract_interpret / Varcodes= partly open fr. Frac.interp. confidence= Certain PFL-anom. confidence= 1	
112b		Adjusted secup (m) =495.50 Fract_interpret / Varcodes= open fr. Frac.interp. confidence= Probable PFL-anom. confidence= 1	
112c		Adjusted secup (m) =495.53 Fract_interpret / Varcodes= open fr. Frac.interp. confidence= Probable PFL-anom. confidence= 1	
112d		Adjusted secup (m) =495.55 Fract_interpret / Varcodes= open fr. Frac.interp. confidence= Certain PFL-anom. confidence= 1	

Table A2b-69. KFM02A. Interpretation of PFL measurements and BOREMAP data

PFL anom. No	PFL anom data	Boremap data	BIPS Image
113a	Bh-length (m) = 496.50 T (m ² /s) = 2.55E-8 PFL confidence= Certain	Adjusted secup (m) =496.39 Fract_interpret / Varcodes= open fr. Frac.interp. confidence= Certain PFL-anom. confidence= 2	
113b		Adjusted secup (m) =496.62 Fract_interpret / Varcodes= open fr. Frac.interp. confidence= Probable PFL-anom. confidence= 2	
113c		Adjusted secup (m) =496.70 Fract_interpret / Varcodes= open fr. Frac.interp. confidence= Probable PFL-anom. confidence= 2	

Table A2b-70. KFM02A. Interpretation of PFL measurements and BOREMAP data

PFL anom. No	PFL anom data	Boremap data	BIPS Image
114	Bh-length (m) = 497.30	Adjusted secup (m) =497.22	
	T (m ² /s) = 5.72E-9	Fract_interpret / Varcodes= open fr.	
	PFL confidence= Uncertain	Frac.interp. confidence= Probable	
		PFL-anom. confidence= 1	

Table A2b-71. KFM02A. Interpretation of PFL measurements and BOREMAP data

PFL anom. No	PFL anom data	Boremap data	BIPS Image
115a	Bh-length (m) = 498.10 T (m ² /s) = 2.13E-8 PFL confidence= Certain	Adjusted secup (m) =498.04 Fract_interpret / Varcode= sealed fr. Frac.interp. confidence= Probable PFL-anom. confidence= 1	
115b	Adjusted secup (m) =498.07 Fract_interpret / Varcode= sealed fr. Frac.interp. confidence= Probable PFL-anom. confidence= 1		
115c	Adjusted secup (m) =498.14 Fract_interpret / Varcode= sealed fr. Frac.interp. confidence= Probable PFL-anom. confidence= 1 Nearest open fracture secup (m) 498.33 (corresponding to anomaly no 116)		

Table A2b-72. KFM02A. Interpretation of PFL measurements and BOREMAP data

PFL anom. No	PFL anom data	Boremap data	BIPS Image
116	Bh-length (m) = 498.30 T (m ² /s) = 1.43E-9 PFL confidence= Uncertain	Adjusted secup (m) =498.33 Fract_interpret / Varcodes= open fr. Frac.interp. confidence= Probable PFL-anom. confidence= 1	<p>The BIPS image displays a vertical borehole profile with depth markers ranging from 497.994 to 498.973 on the left and 031.06 to 039.47 on the right. A black arrow points to a feature in the center of the borehole. A red circle highlights a data point on the right side at depth 498.49, labeled '042.49 2mm'.</p>

Table A2b-73. KFM02A. Interpretation of PFL measurements and BOREMAP data

PFL anom. No	PFL anom data	Boremap data	BIPS Image
117a	Bh-length (m) = 500.30 T (m ² /s) = 4.81E-9 PFL confidence= Certain	Adjusted secup (m) =500.23 Fract_interpret / Varcod= open fr. Frac.interp. confidence= Probable PFL-anom. confidence= 1	
117b		Adjusted secup (m) =500.38 Fract_interpret / Varcod= open fr. Frac.interp. confidence= Certain PFL-anom. confidence= 1	
117c		Adjusted secup (m) =500.40 Fract_interpret / Varcod= open fr. Frac.interp. confidence= Probable PFL-anom. confidence= 1	

Table A2b-74. KFM02A. Interpretation of PFL measurements and BOREMAP data

PFL anom. No	PFL anom data	Boremap data	BIPS Image
118a	Bh-length (m) = 500.90 T (m ² /s) = 1.92E-9 PFL confidence= Uncertain	Adjusted secup (m) =500.77 Fract_interpret / Varcodes= partly open fr. Frac.interp. confidence= Certain PFL-anom. confidence= 2	
118b		Adjusted secup (m) =500.81 Fract_interpret / Varcodes= partly open fr. Frac.interp. confidence= Certain PFL-anom. confidence= 1	
118c		Adjusted secup (m) =500.90 Fract_interpret / Varcodes= open fr. Frac.interp. confidence= Certain PFL-anom. confidence= 1	

Table A2b-75. KFM02A. Interpretation of PFL measurements and BOREMAP data

PFL anom. No	PFL anom data	Boremap data	BIPS Image
119a	Bh-length (m) = 501.40 T (m ² /s) = 3.85E-9 PFL confidence= Certain	Adjusted secup (m) =501.30 Fract_interpret / Varcod= open fr. Frac.interp. confidence= Probable PFL-anom. confidence= 1	
119b		Adjusted secup (m) =501.54 Fract_interpret / Varcod= open fr. Frac.interp. confidence= Probable PFL-anom. confidence= 2	
119c		Adjusted secup (m) =501.59 Fract_interpret / Varcod= open fr. Frac.interp. confidence= Probable PFL-anom. confidence= 2	

Table A2b-76. KFM02A. Interpretation of PFL measurements and BOREMAP data

PFL anom. No	PFL anom data	Boremap data	BIPS Image
120a	Bh-length (m) = 506.50 T (m ² /s) = 4.21E-8 PFL confidence= Certain	Adjusted secup (m) =506.37 Fract_interpret / Varcodes= partly open fr. Frac.interp. confidence= Probable PFL-anom. confidence= 2	
120b		Adjusted secup (m) =506.48 Fract_interpret / Varcodes= open fr. Frac.interp. confidence= Certain PFL-anom. confidence= 1	

Table A2b-77. KFM02A. Interpretation of PFL measurements and BOREMAP data

PFL anom. No	PFL anom data	Boremap data	BIPS Image
121a	Bh-length (m) = 512.30 T (m ² /s) = 3.59E-9 PFL confidence= Certain	Adjusted secup (m) =512.35 Fract_interpret / Varcodes= open fr. Frac.interp. confidence= Probable PFL-anom. confidence= 1	
121b		Adjusted secup (m) =512.39 Fract_interpret / Varcodes= open fr. Frac.interp. confidence= Probable PFL-anom. confidence= 1	

Table A2b-78. KFM02A. Interpretation of PFL measurements and BOREMAP data

PFL anom. No	PFL anom data	Boremap data	BIPS Image
122a	Bh-length (m) = 512.60 T (m ² /s) = 1.90E-8 PFL confidence= Certain	Adjusted secup (m) =512.51 Fract_interpret / Varcodes= open fr. Frac.interp. confidence= Probable PFL-anom. confidence= 1	
122b		Adjusted secup (m) =512.62 Fract_interpret / Varcodes= partly open fr. Frac.interp. confidence= Probable PFL-anom. confidence= 1	
122c		Adjusted secup (m) =512.63 Fract_interpret / Varcodes= partly open fr. Frac.interp. confidence= Probable PFL-anom. confidence= 1	
122d		Adjusted secup (m) =512.67 Fract_interpret / Varcodes= partly open fr. Frac.interp. confidence= Certain PFL-anom. confidence= 1	
122e		Adjusted secup (m) =512.69 Fract_interpret / Varcodes= open fr. Frac.interp. confidence= Probable PFL-anom. confidence= 1	

PFL anom. No	PFL anom data	Boremap data	BIPS Image
122f		Adjusted secup (m) =512.79 Fract_interpret / Varcode= open fr. Frac.interp. confidence= Probable PFL-anom. confidence= 2	

Table A2b-79. KFM02A. Interpretation of PFL measurements and BOREMAP data

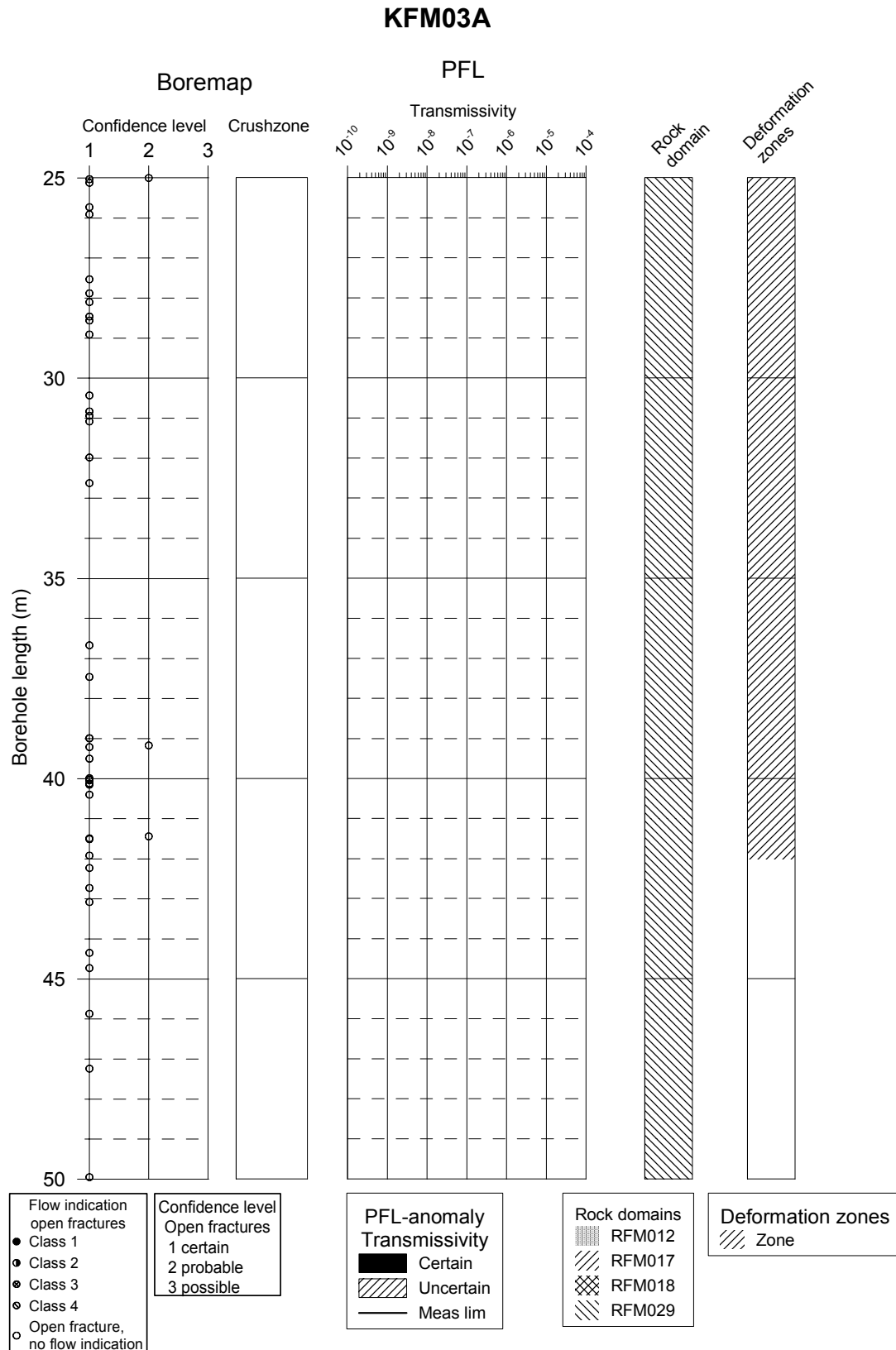
PFL anom. No	PFL anom data	Boremap data	BIPS Image
123a	Bh-length (m) = 513.10 T (m ² /s) = 1.22E-7 PFL confidence= Certain	Adjusted secup (m) =513.02 Fract_interpret / Varcode= open fr. Frac.interp. confidence= Probable PFL-anom. confidence= 1	
123b		Adjusted secup (m) =513.09 Fract_interpret / Varcode= open fr. Frac.interp. confidence= Certain PFL-anom. confidence= 1	
123c		Adjusted secup (m) =513.13 Fract_interpret / Varcode= partly open fr. Frac.interp. confidence= Probable PFL-anom. confidence= 1	
123d		Adjusted secup (m) =513.29 Fract_interpret / Varcode= open fr. Frac.interp. confidence= Probable PFL-anom. confidence= 2	

Table A2b-80. KFM02A. Interpretation of PFL measurements and BOREMAP data

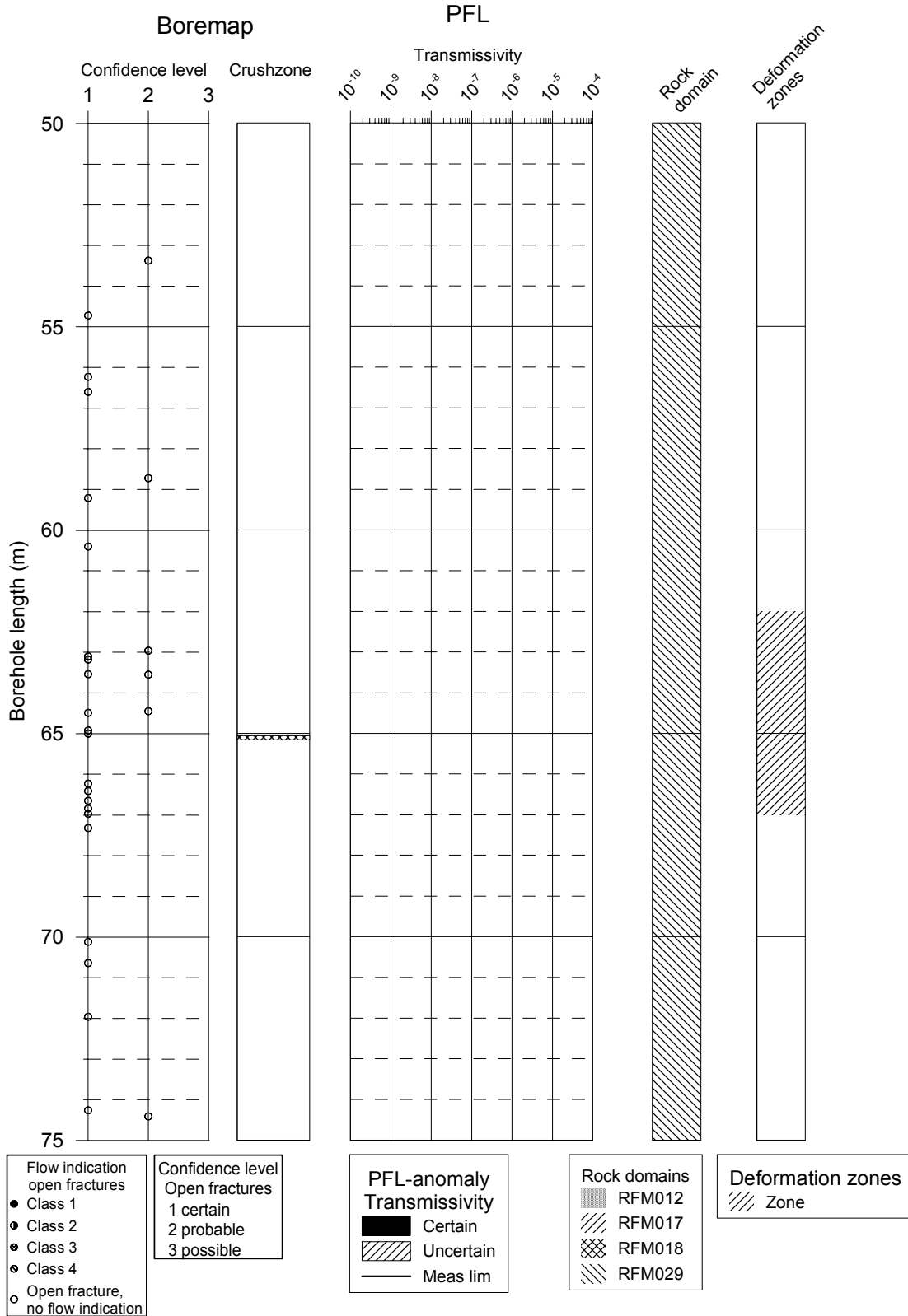
PFL anom. No	PFL anom data	Boremap data	BIPS Image
124	Bh-length (m) = 513.60 T (m ² /s) = 3.73E-6 PFL confidence= Certain	Adjusted secup (m) =513.49 Adjusted seclo (m) =513.75 Fract_interpret / Varcod= crush zone PFL-anom. confidence= 1	
125	Bh-length (m) = 894.00 T (m ² /s) = 2.62E-9 PFL confidence= Uncertain	Adjusted secup (m) =513.49 Fract_interpret / Varcod= open fracture PFL-anom. confidence= 4	

KFM03A

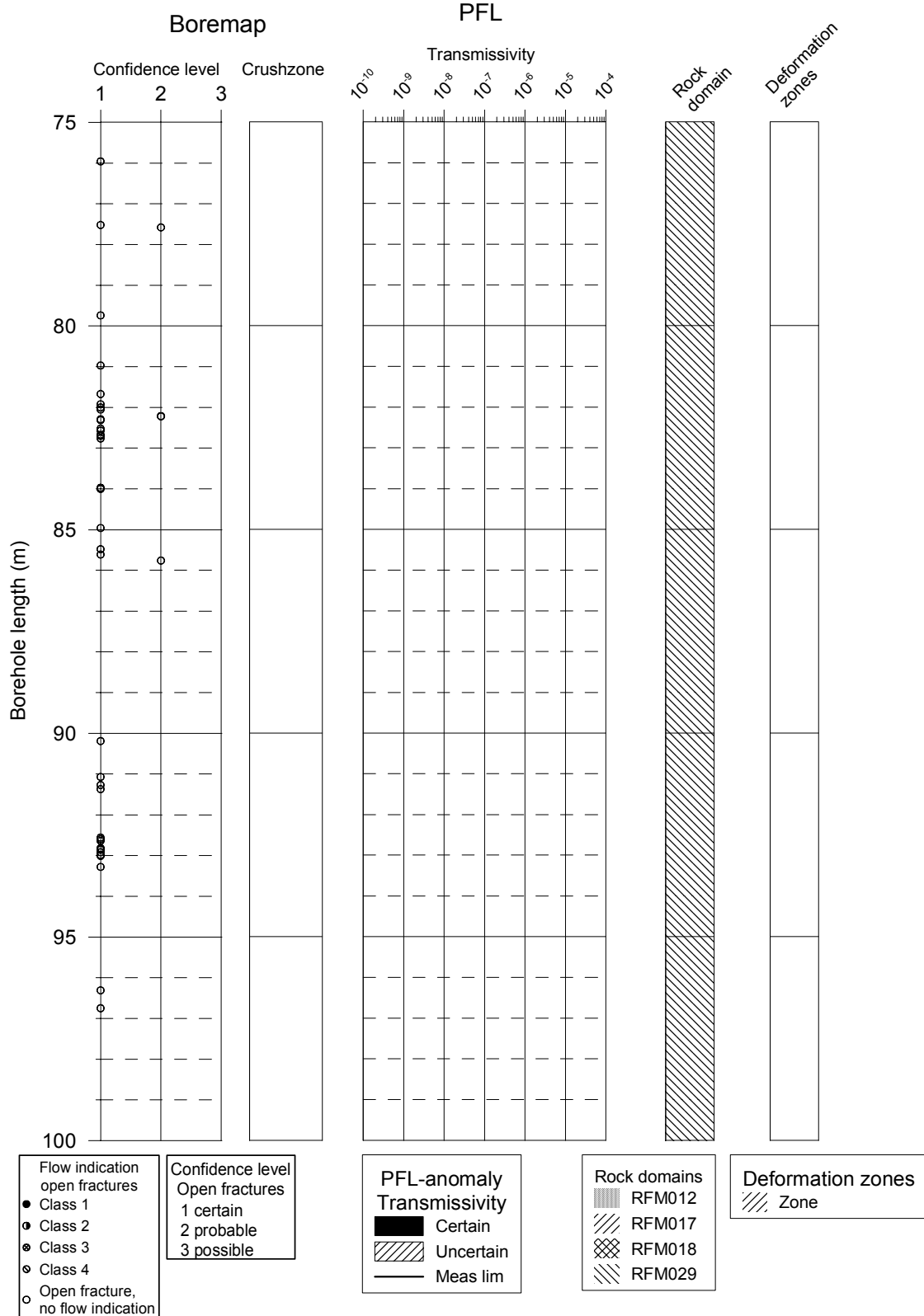
In this appendix plots showing Flow log anomalies to core mapped features in KFM03A for every 25 m of the borehole are found.



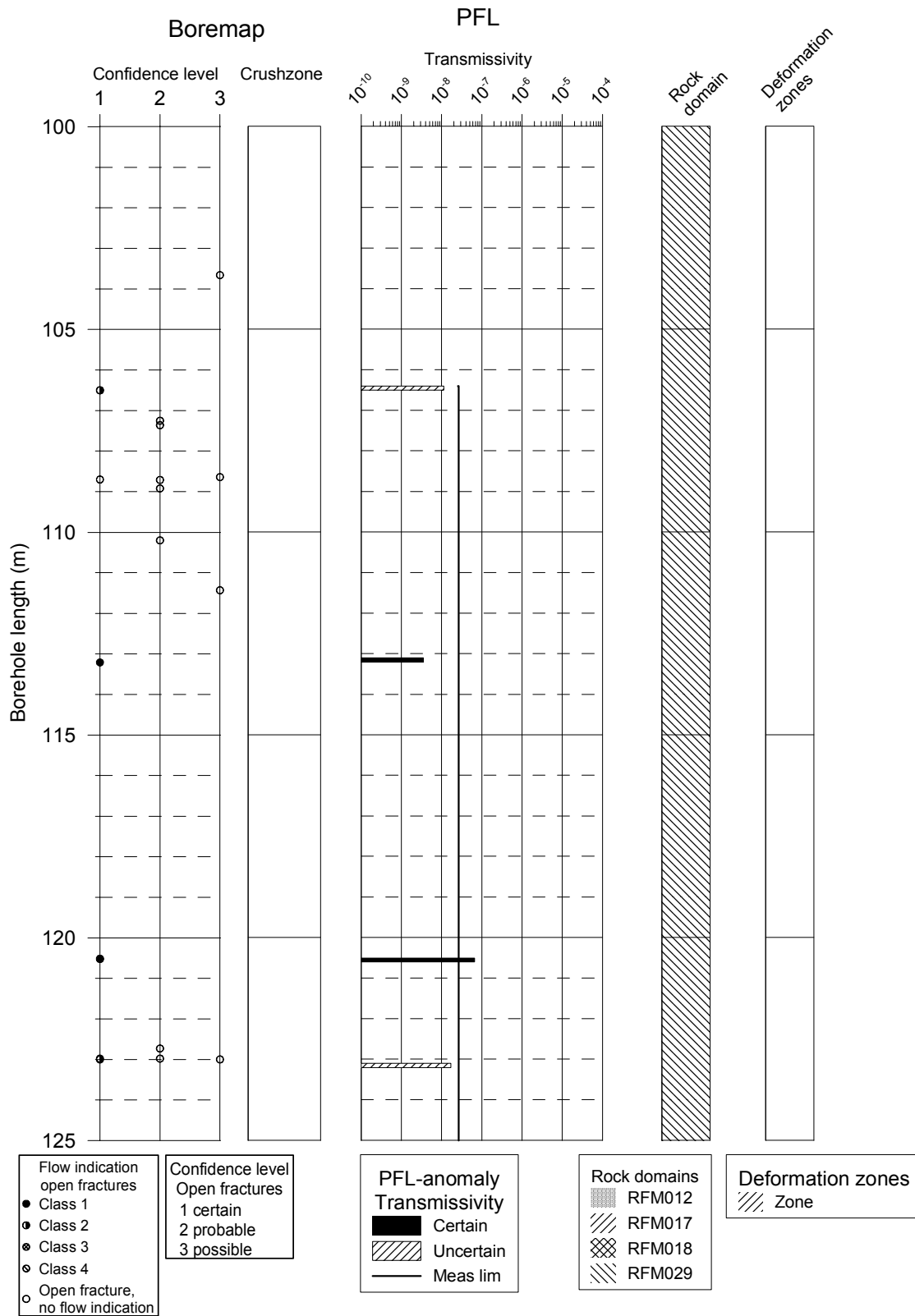
KFM03A



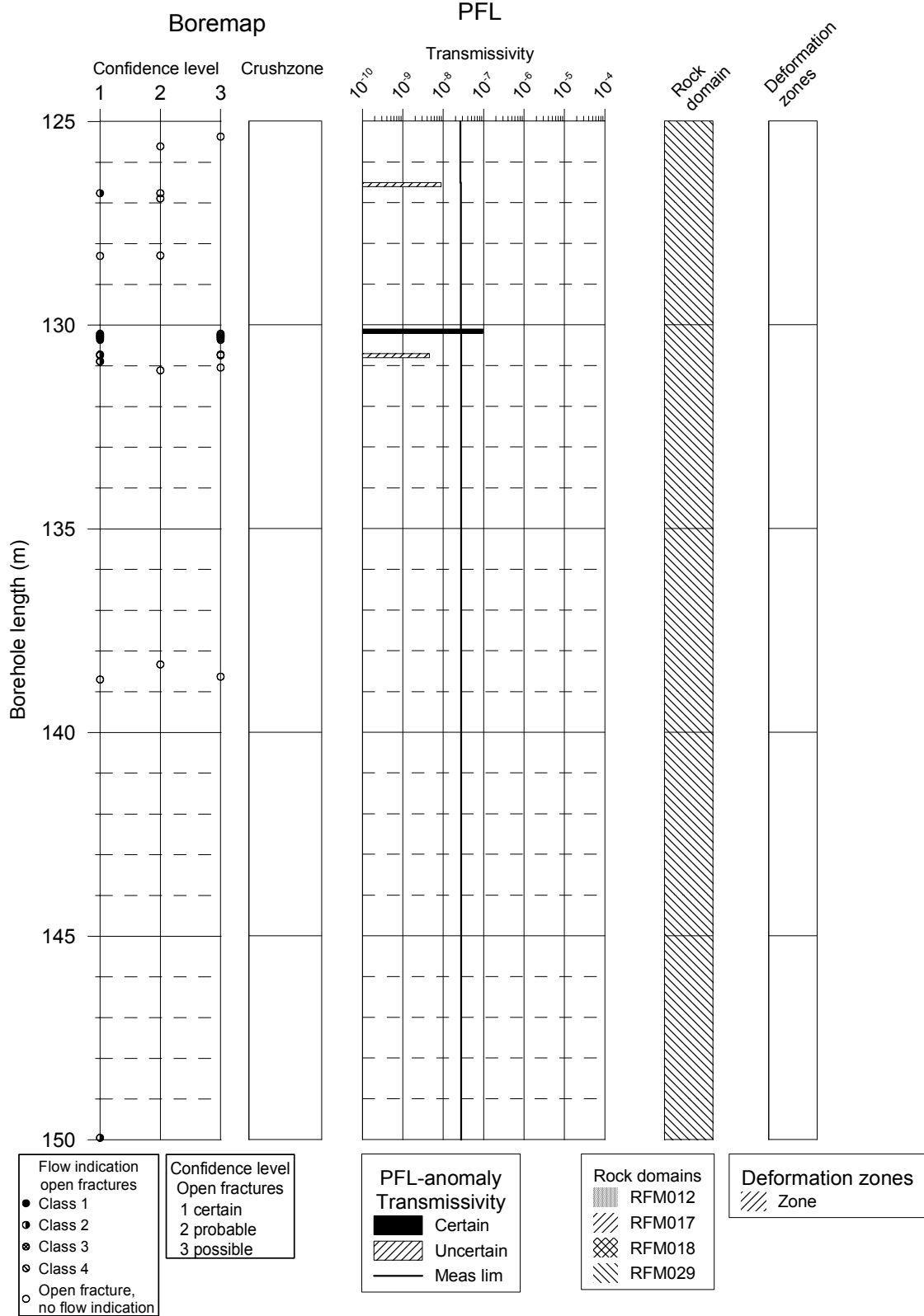
KFM03A



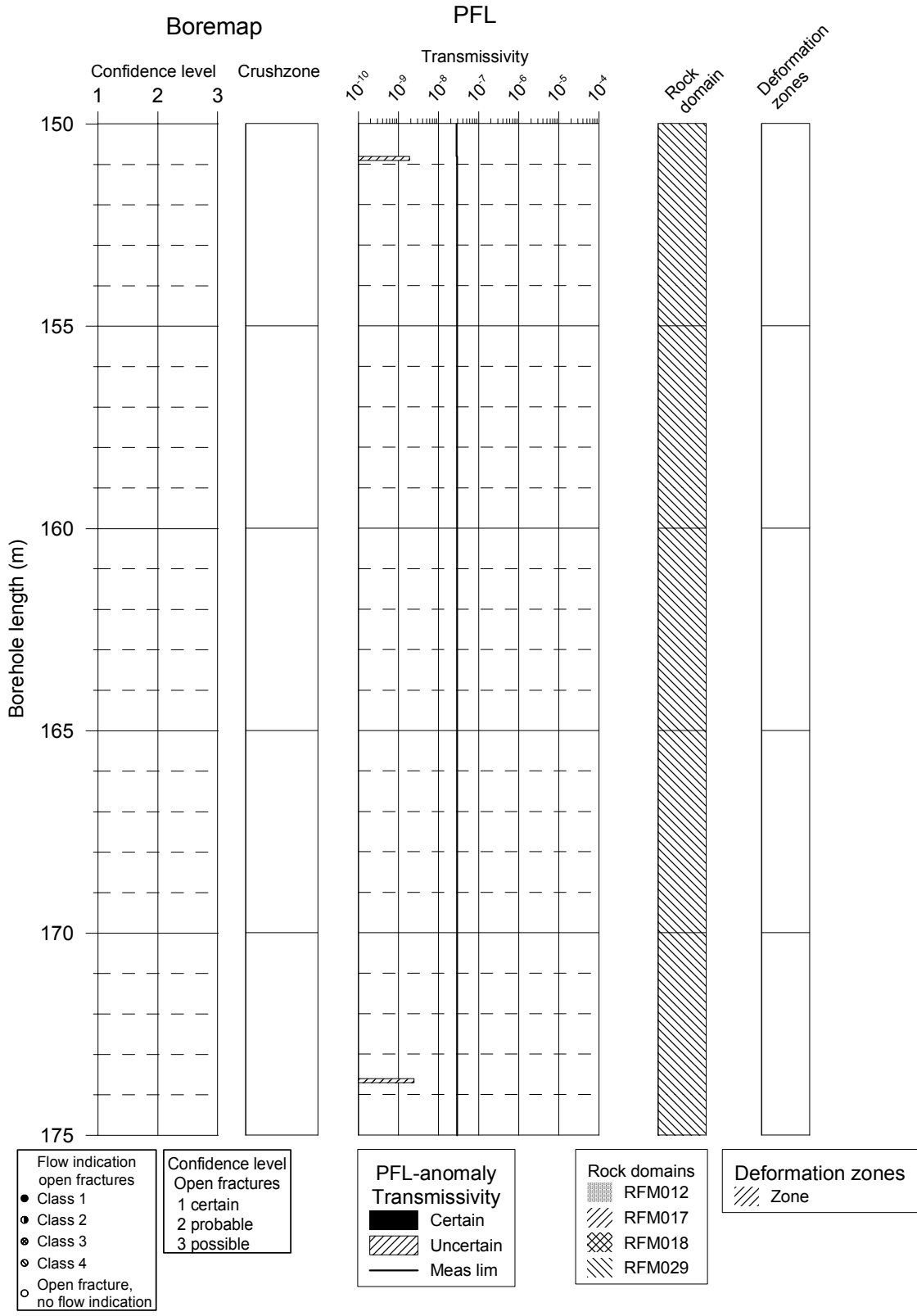
KFM03A



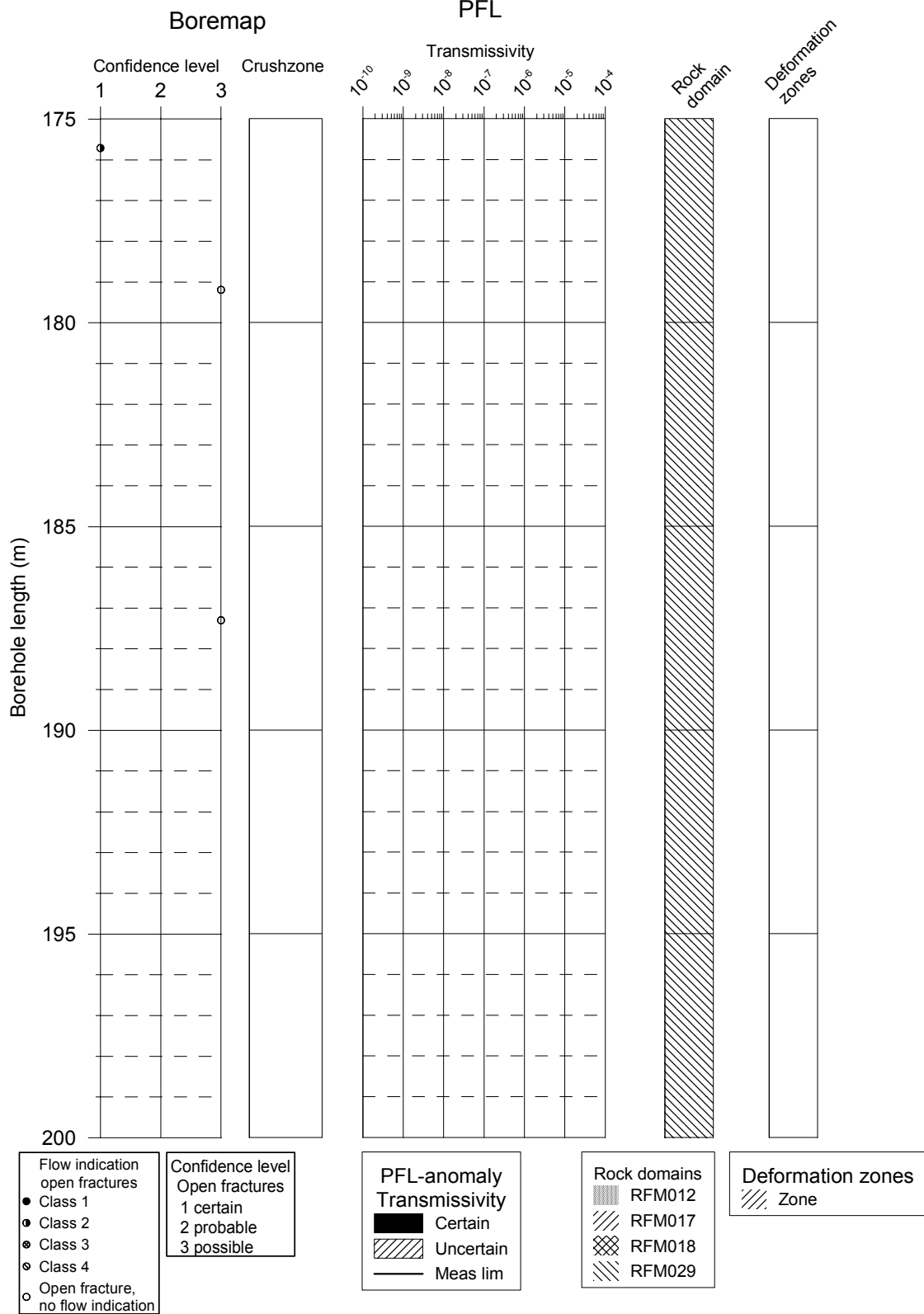
KFM03A



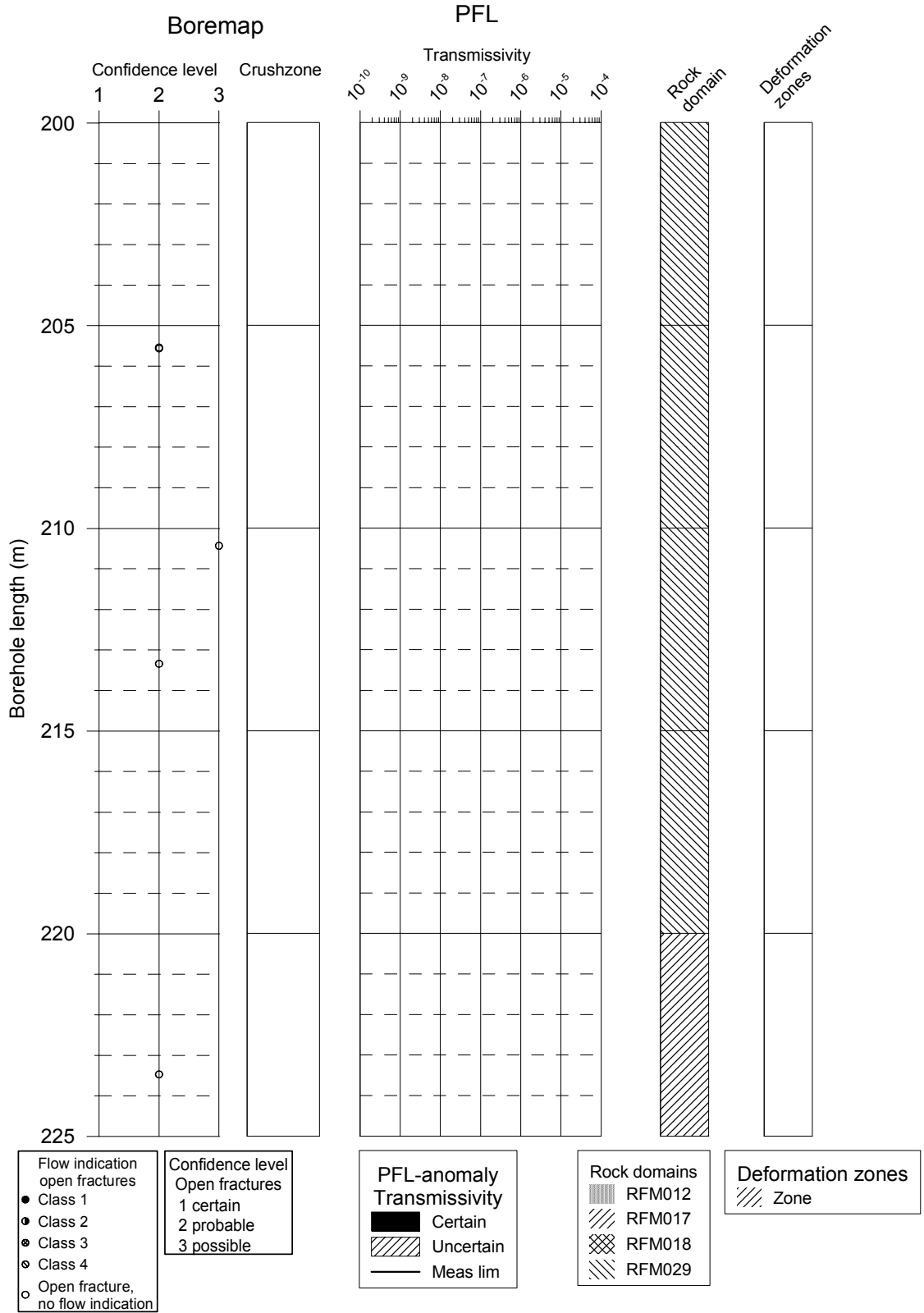
KFM03A



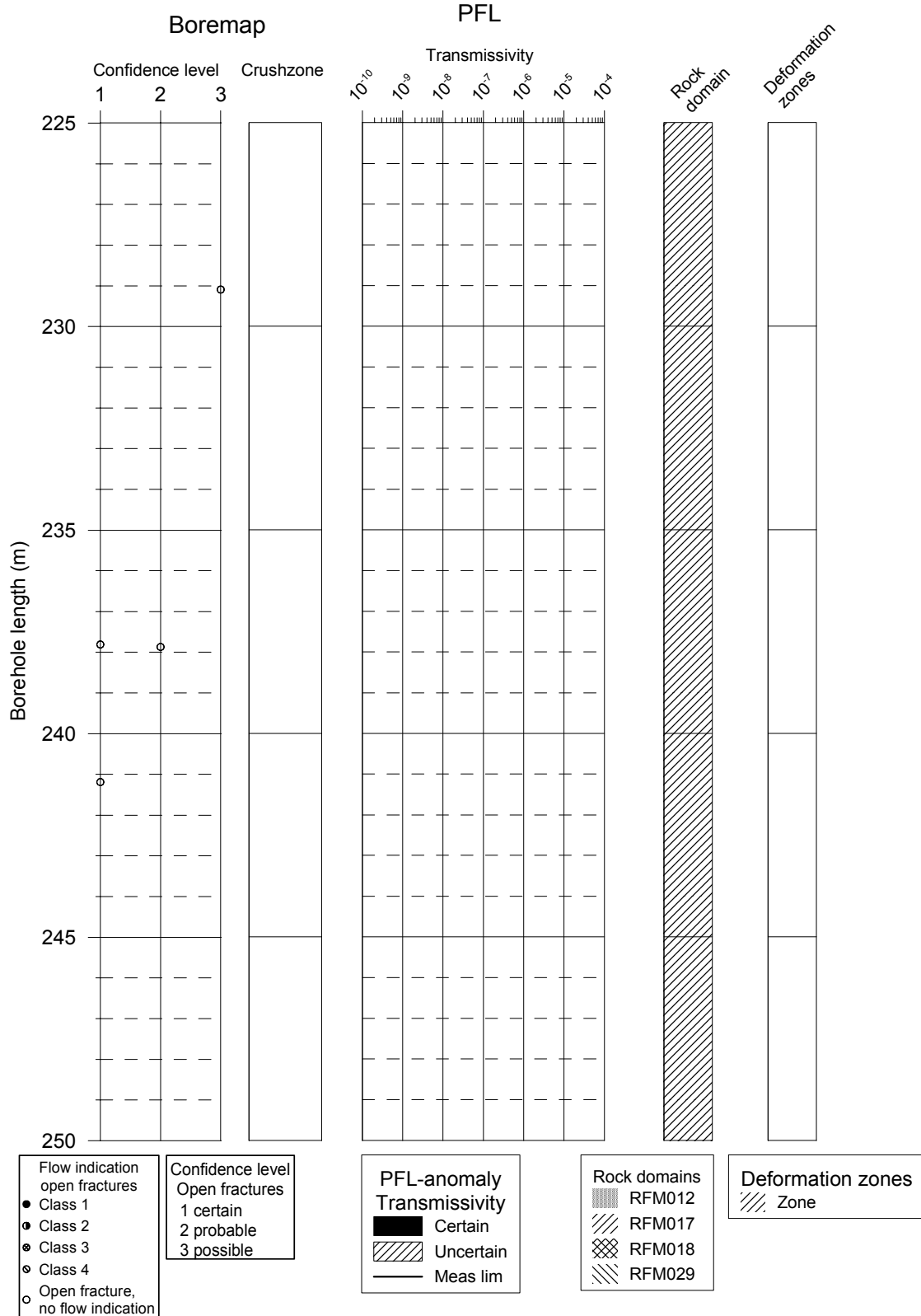
KFM03A



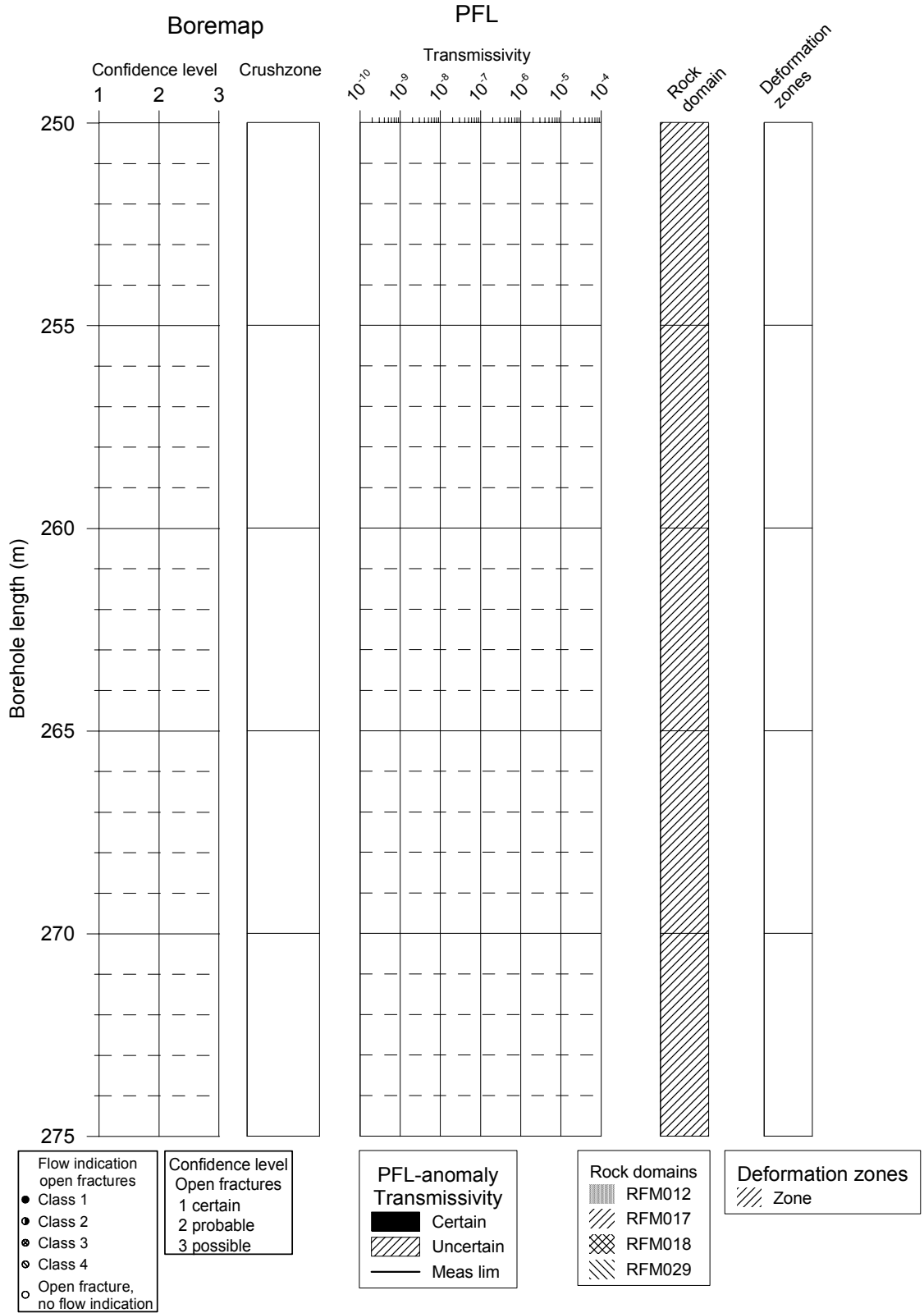
KFM03A



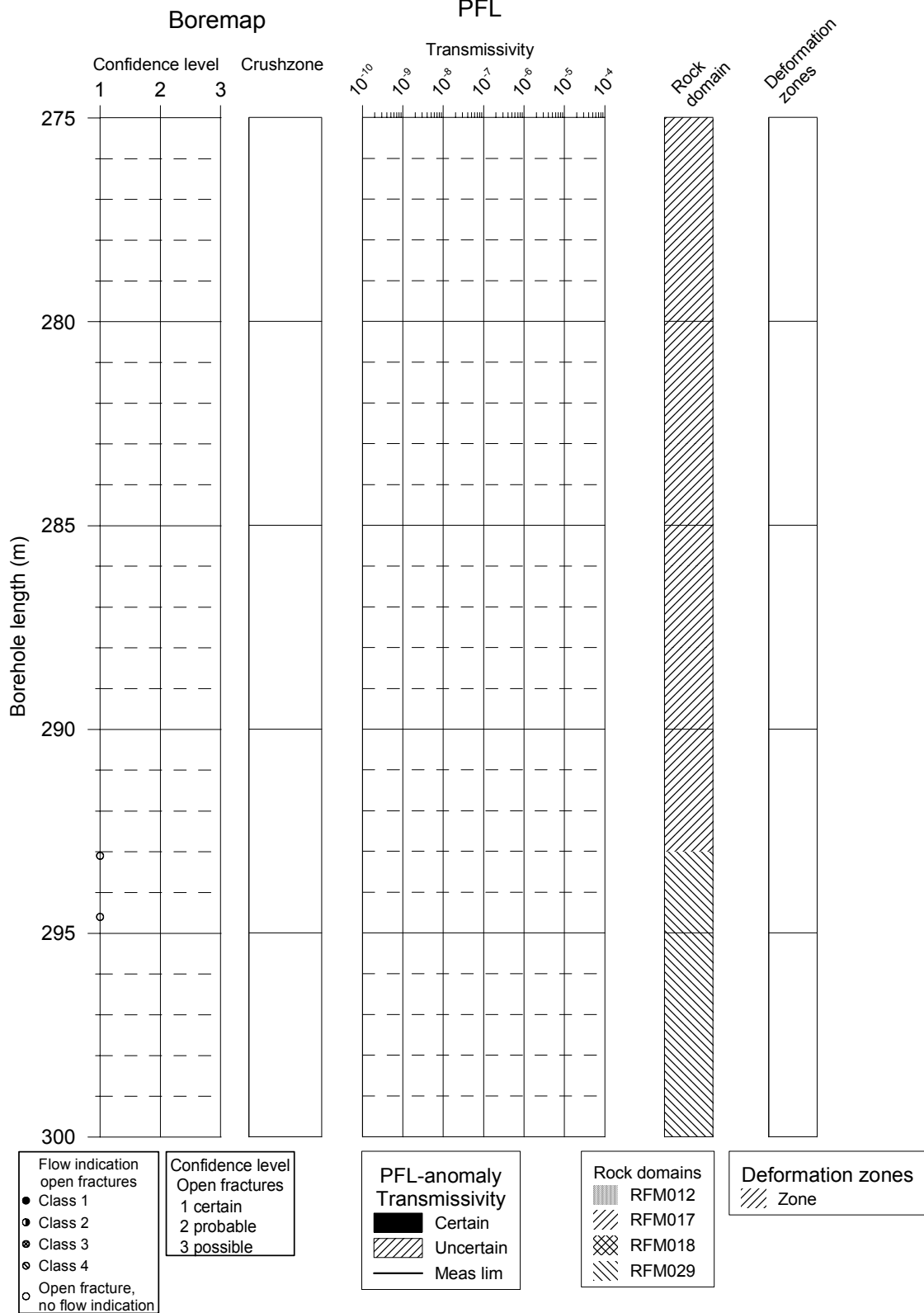
KFM03A



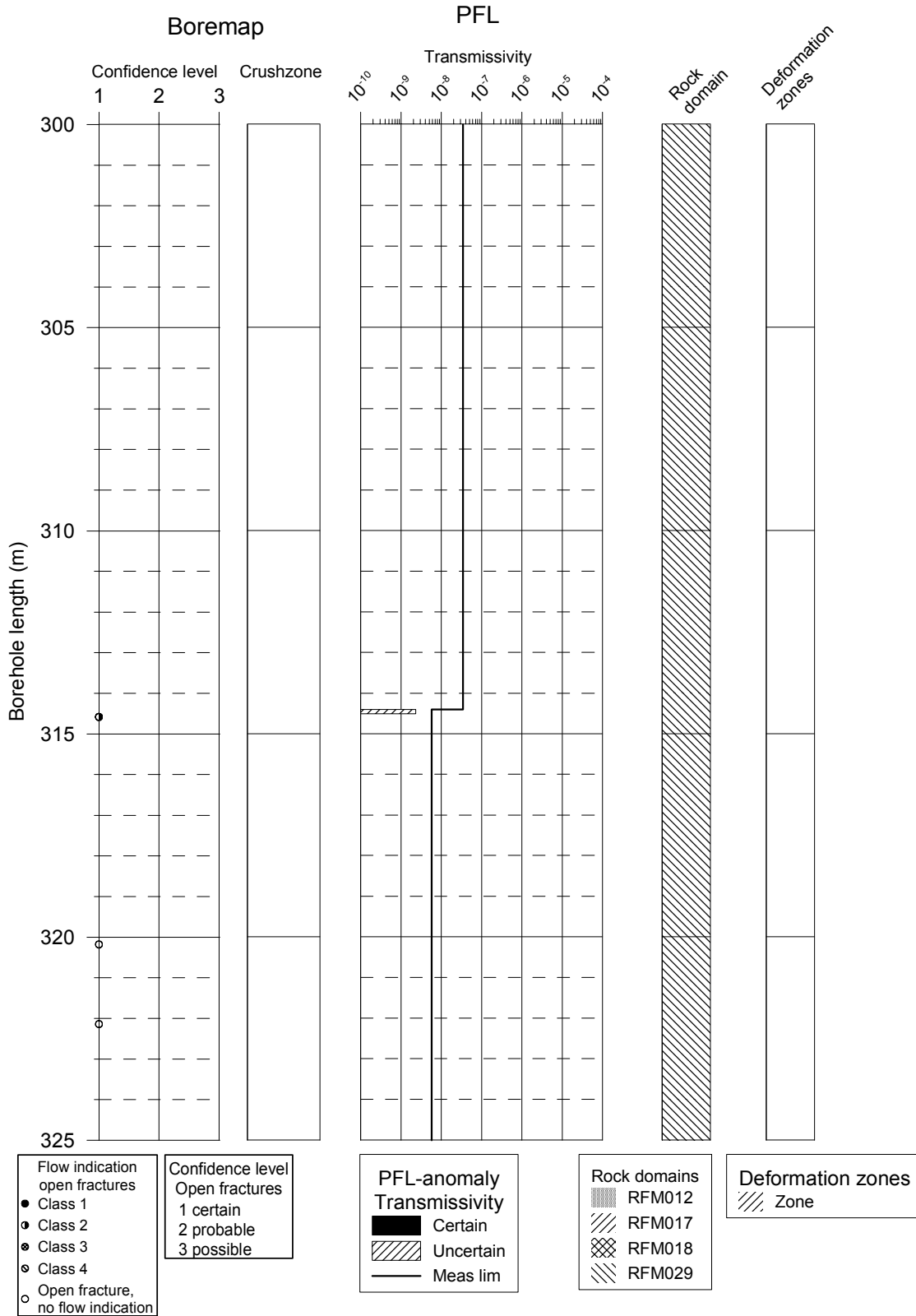
KFM03A



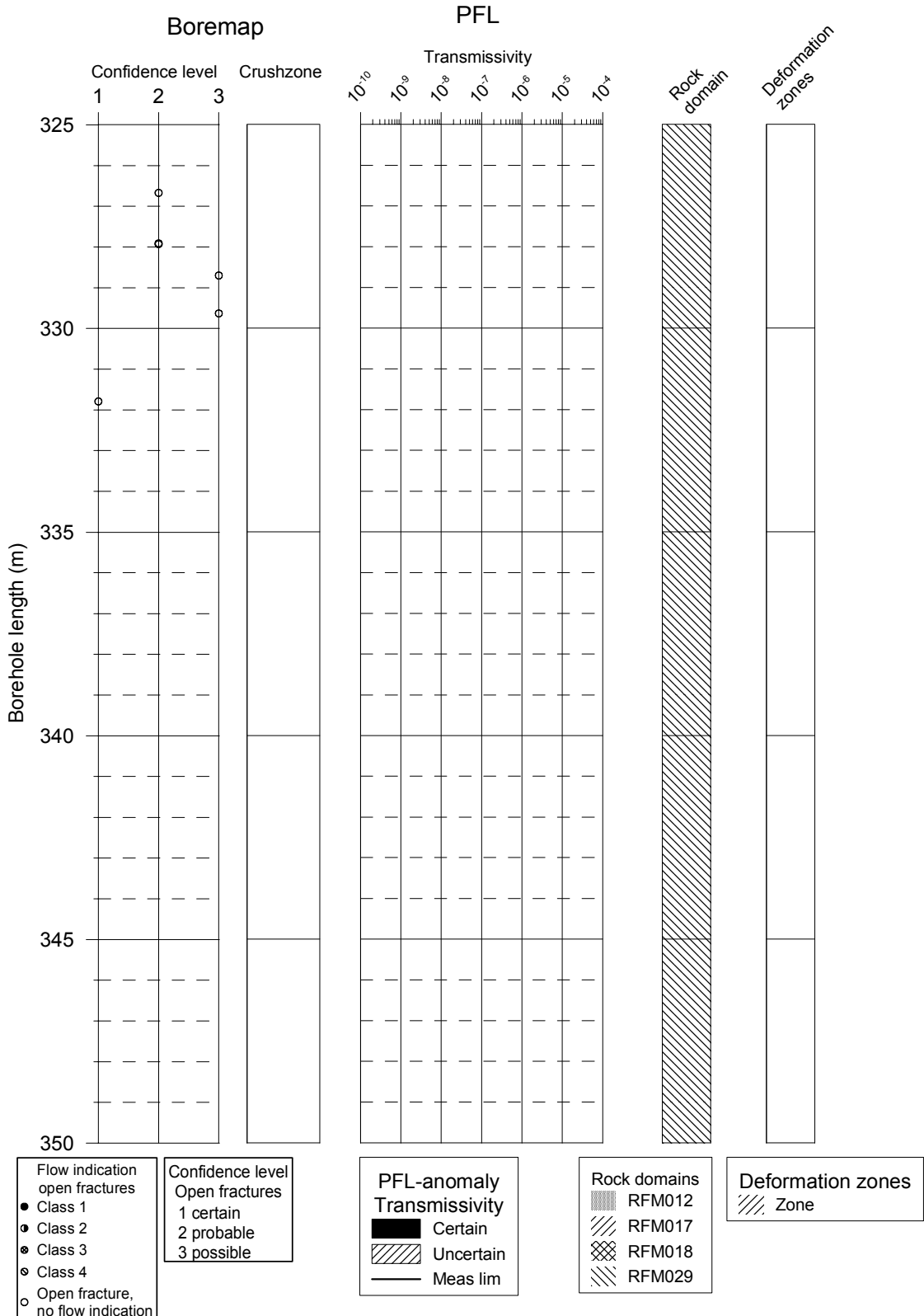
KFM03A



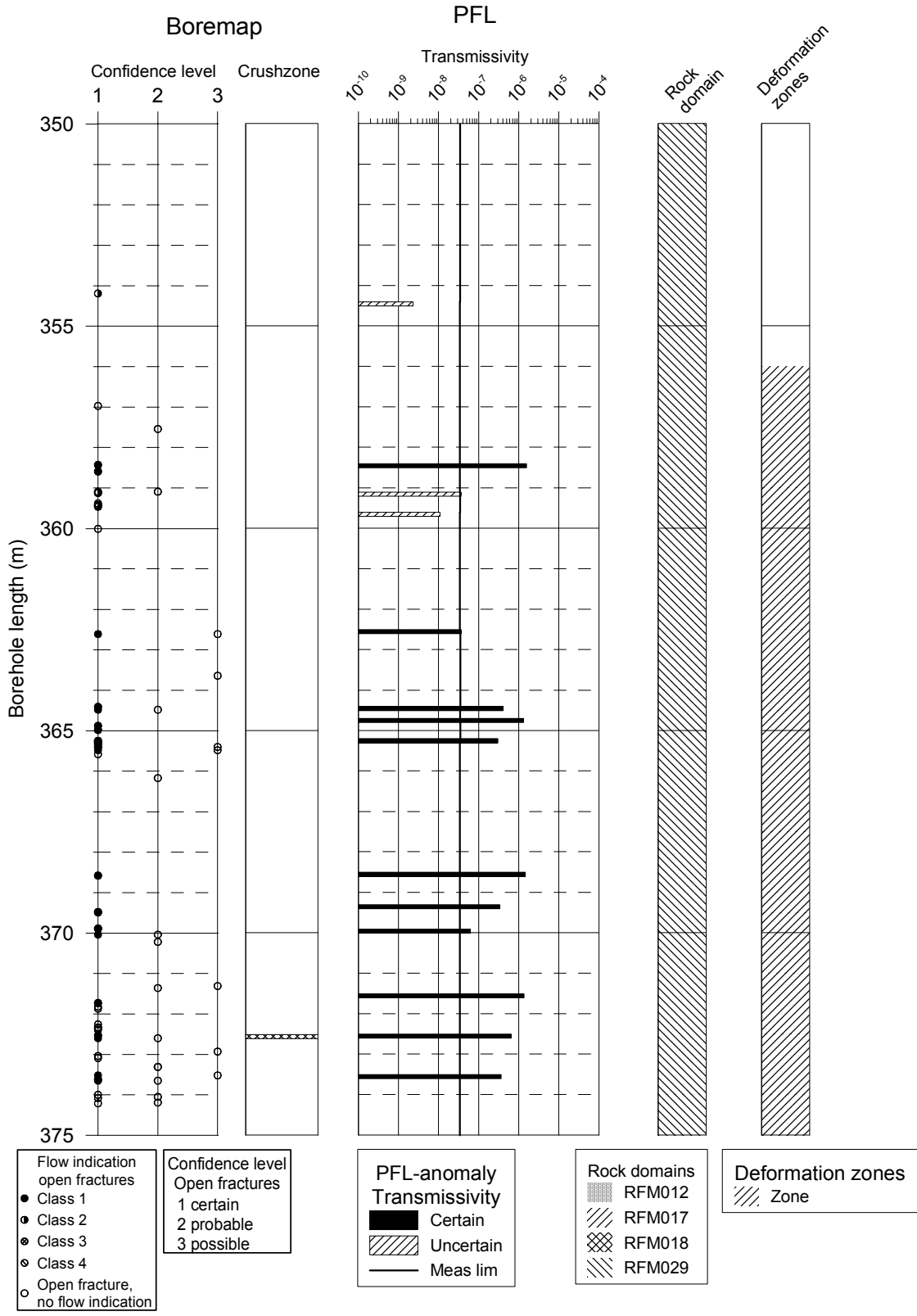
KFM03A



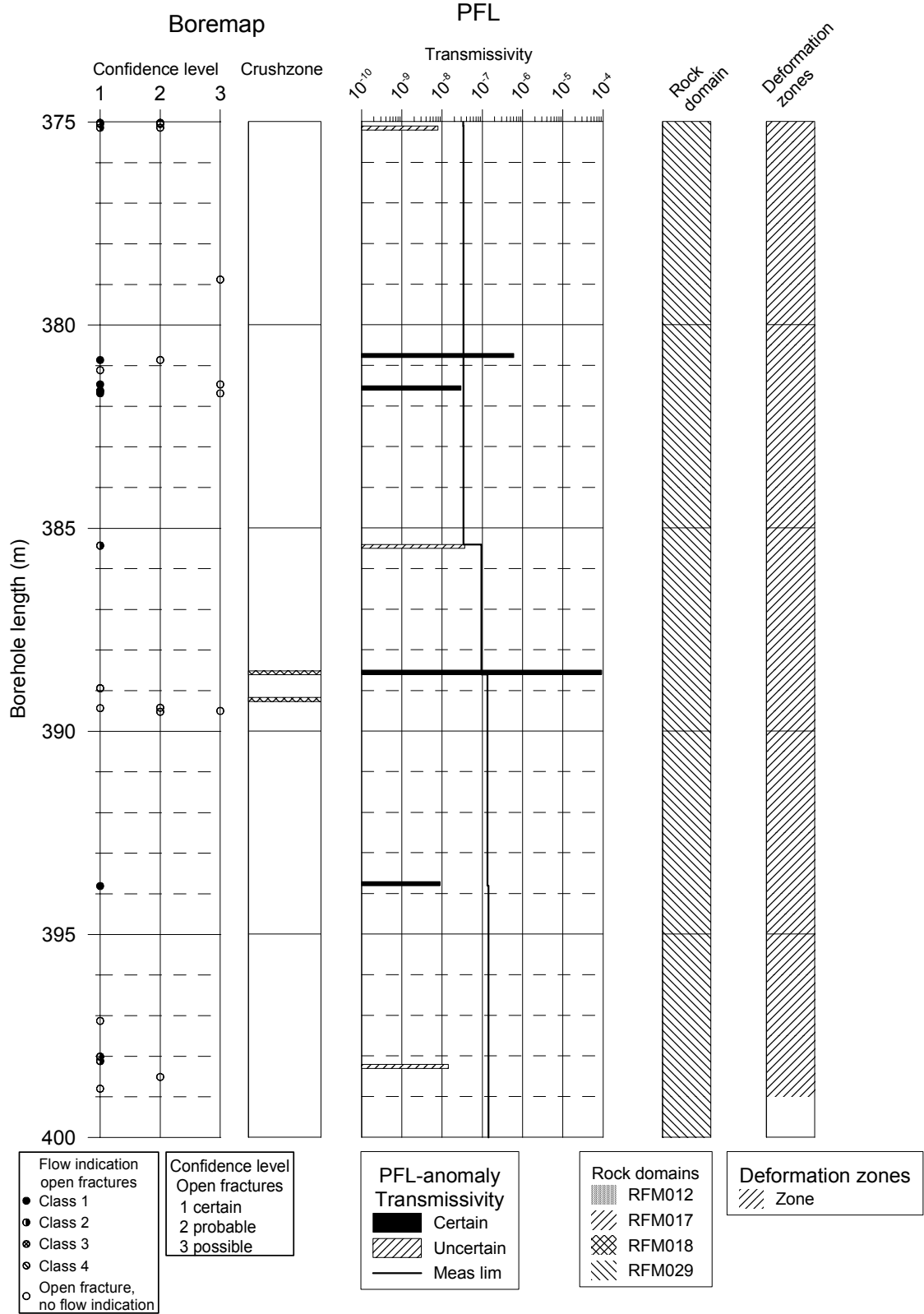
KFM03A



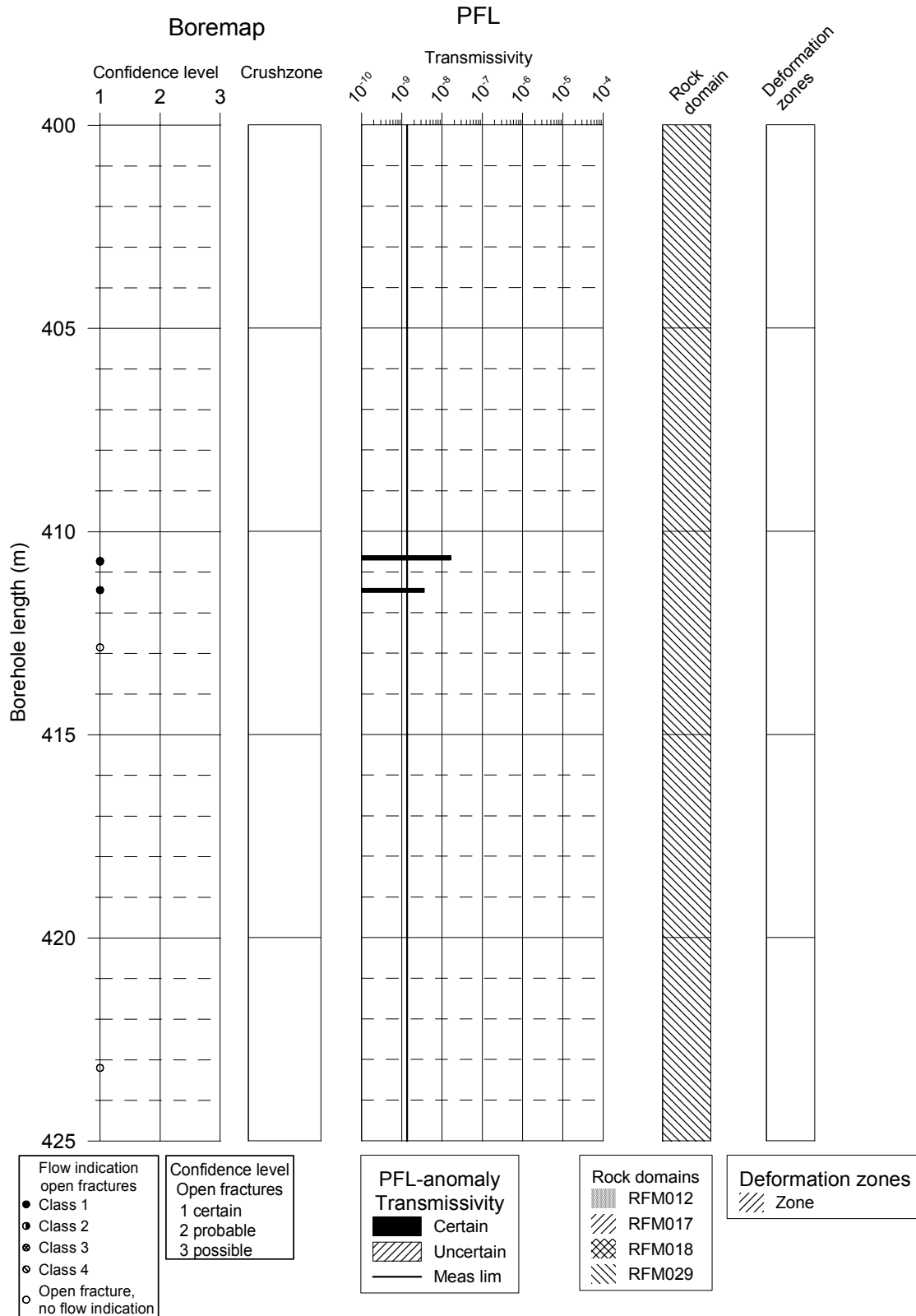
KFM03A



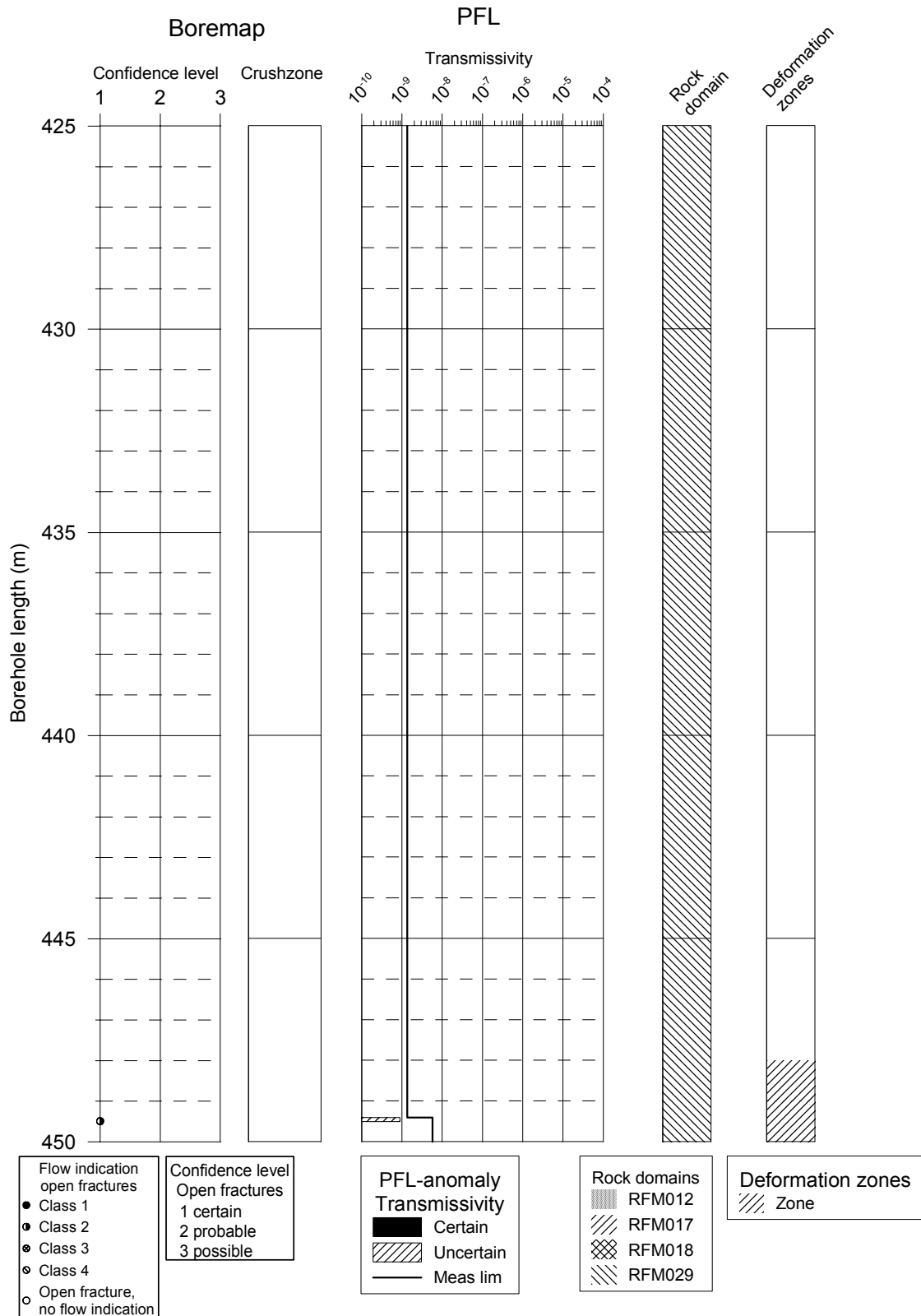
KFM03A



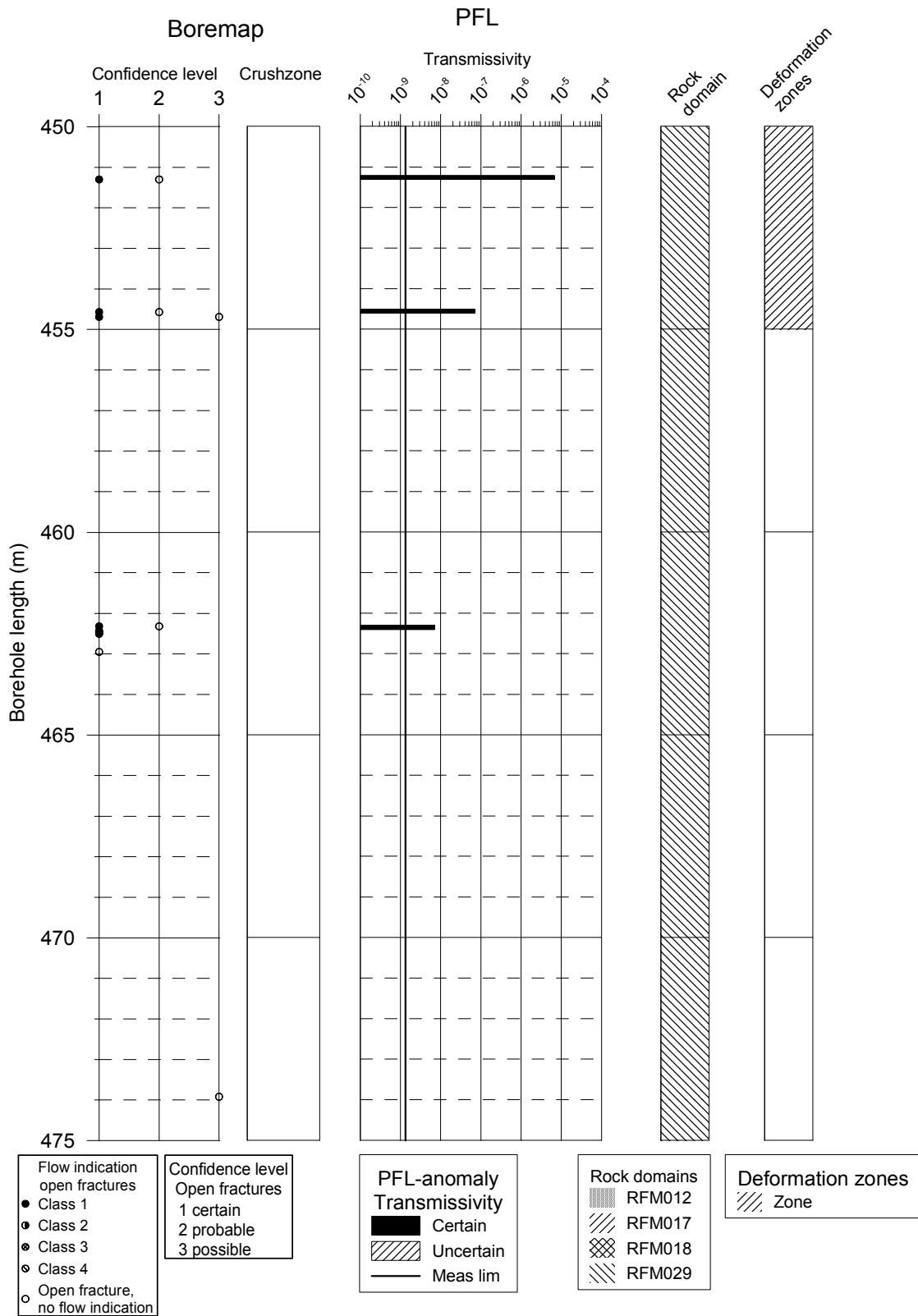
KFM03A




KFM03A



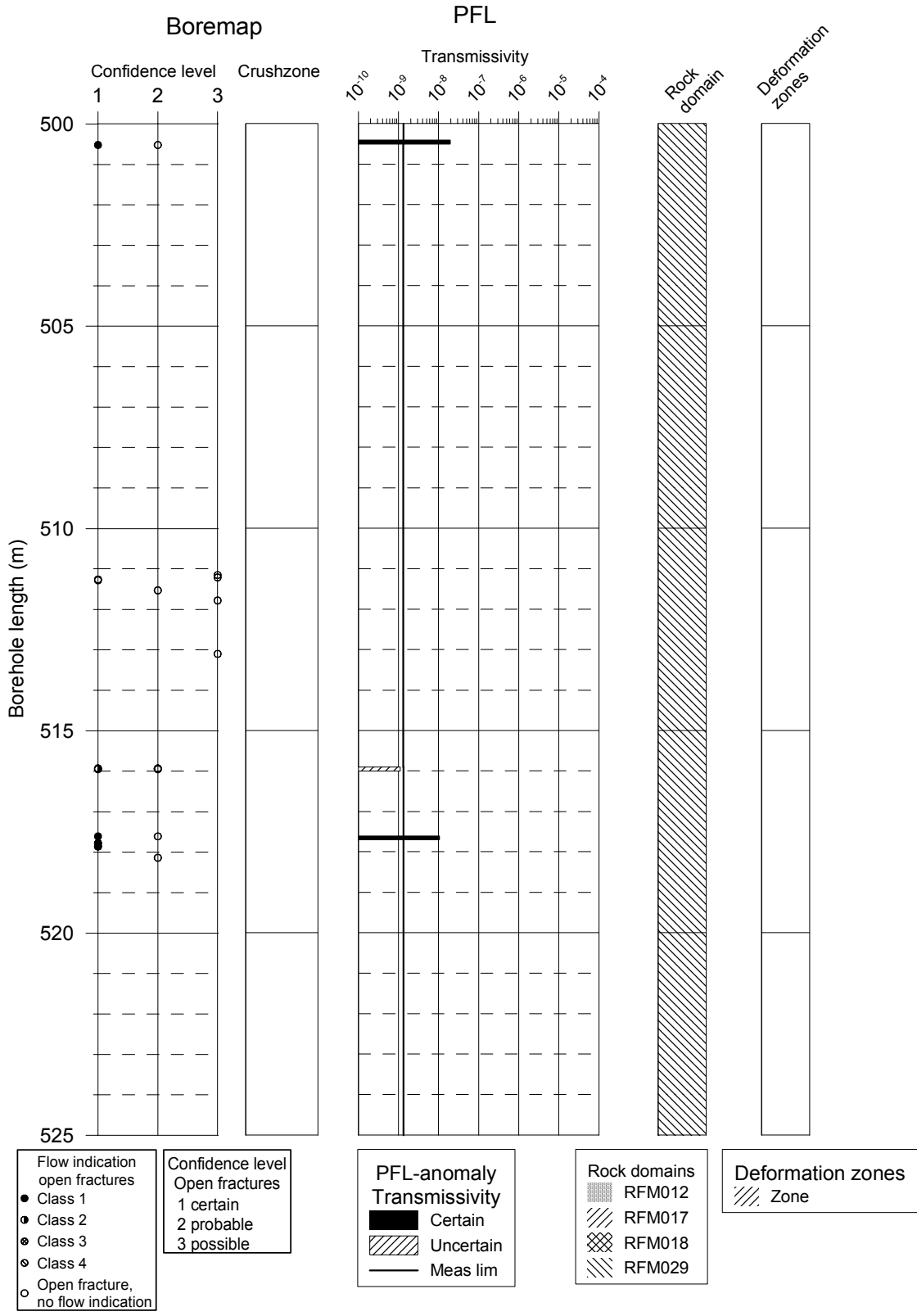
KFM03A



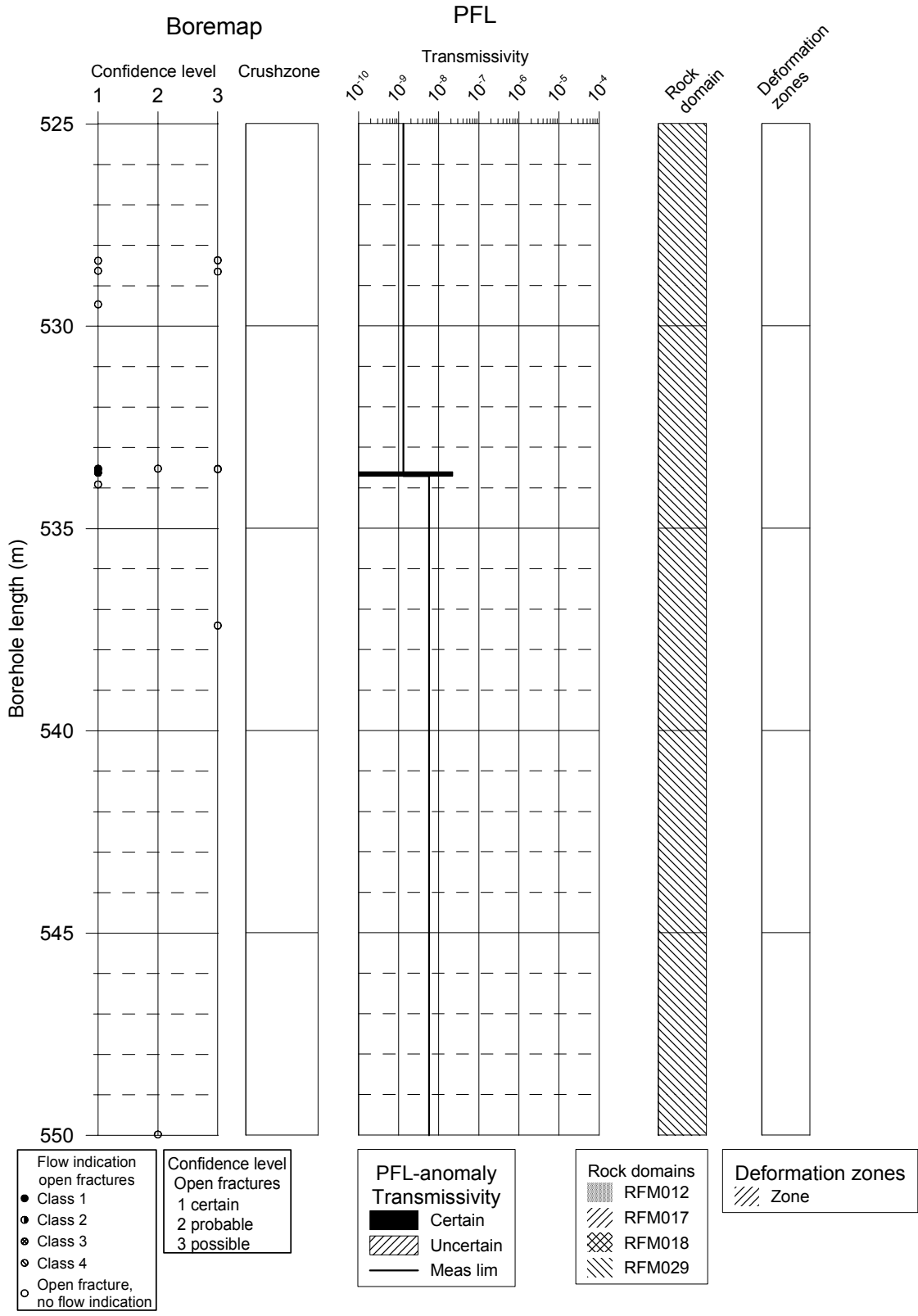
KFM03A



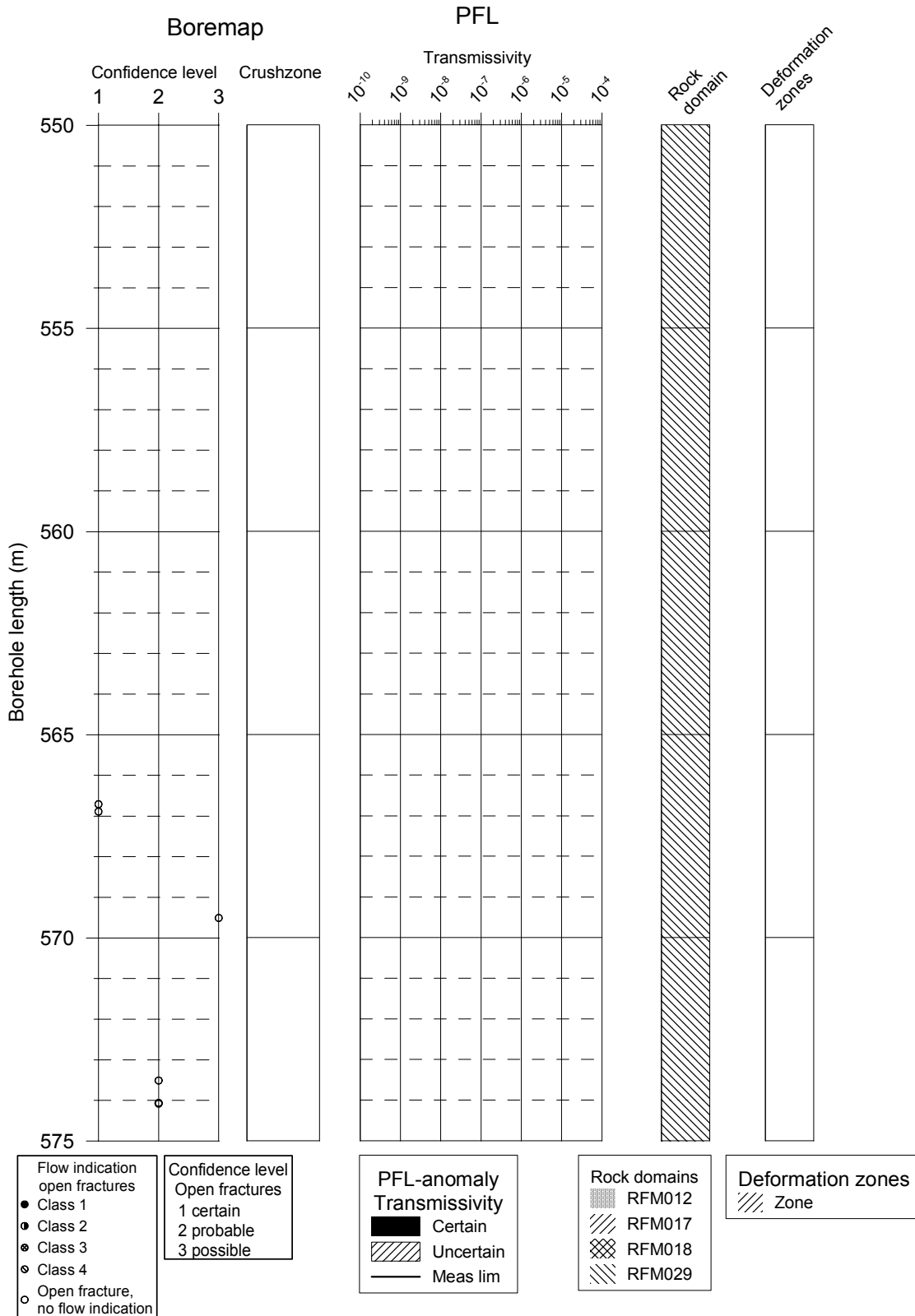
KFM03A



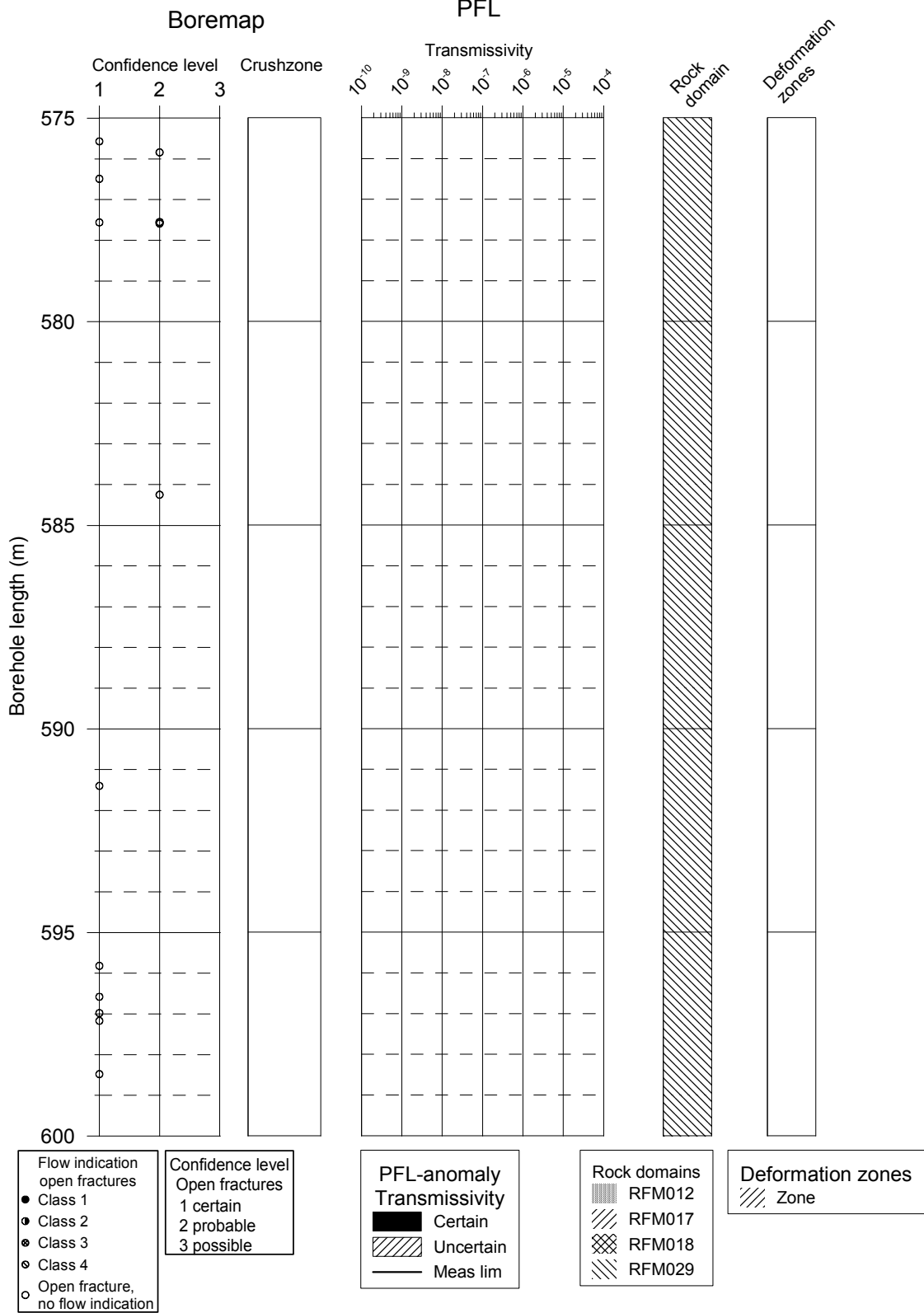
KFM03A



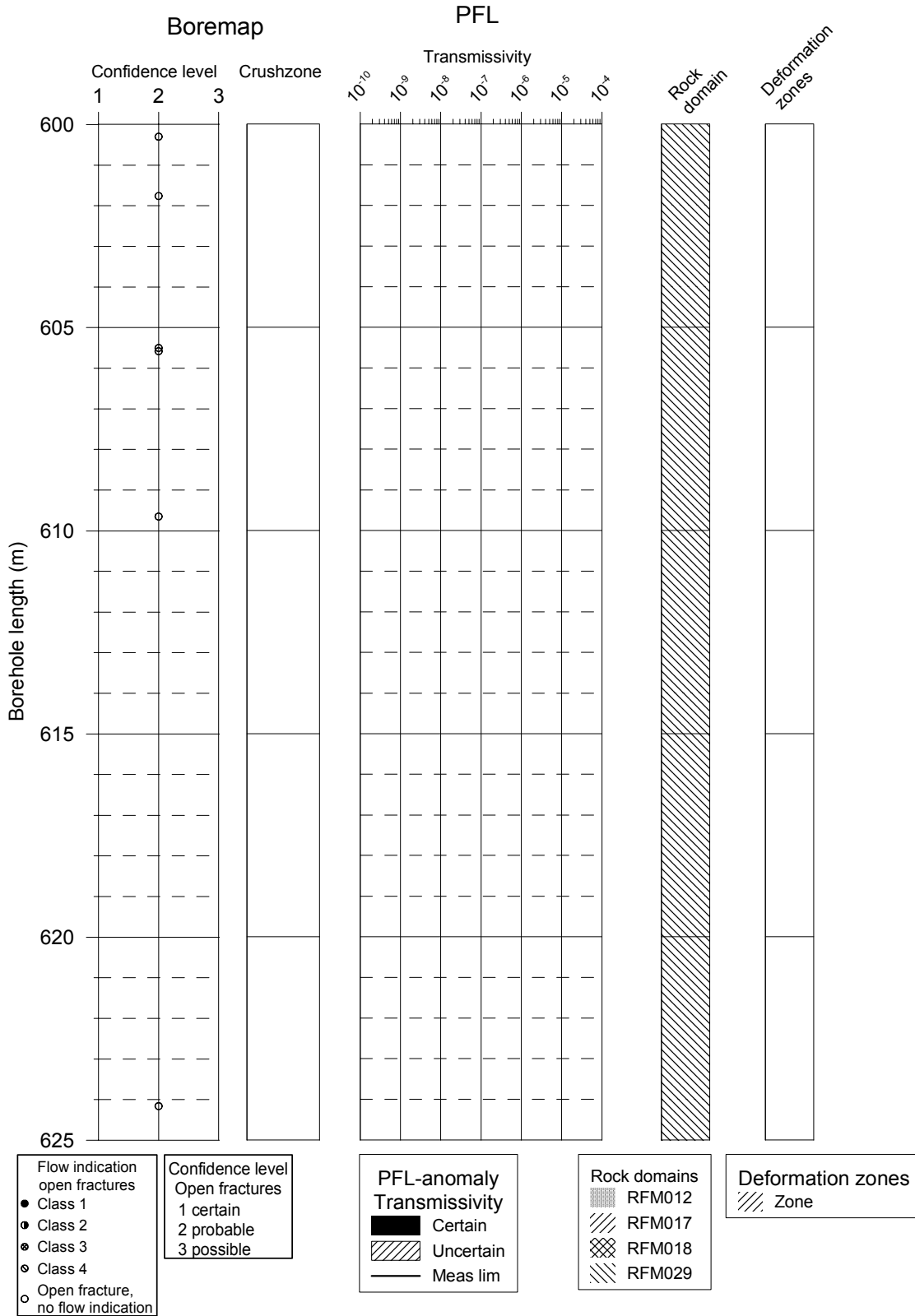
KFM03A



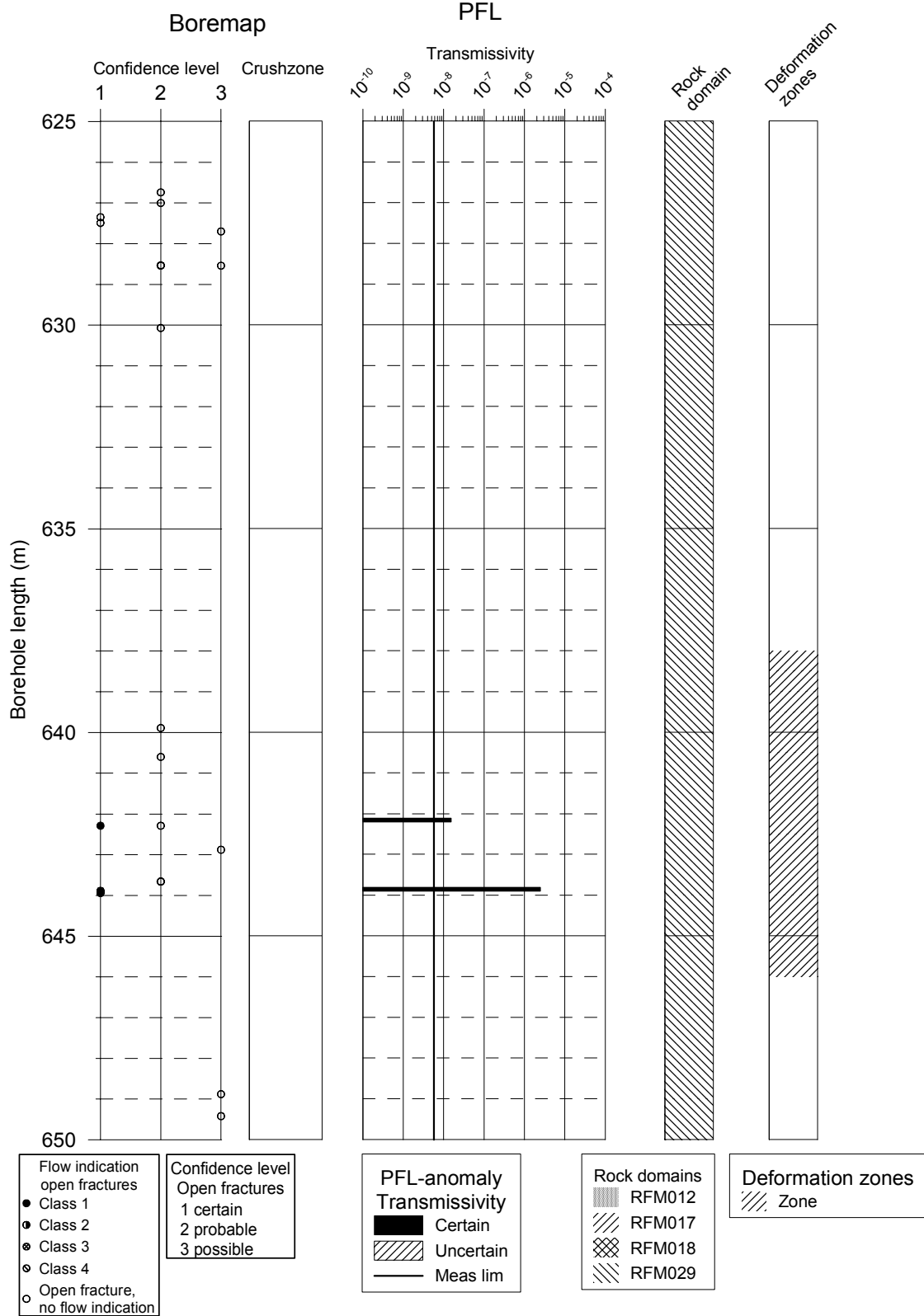
KFM03A



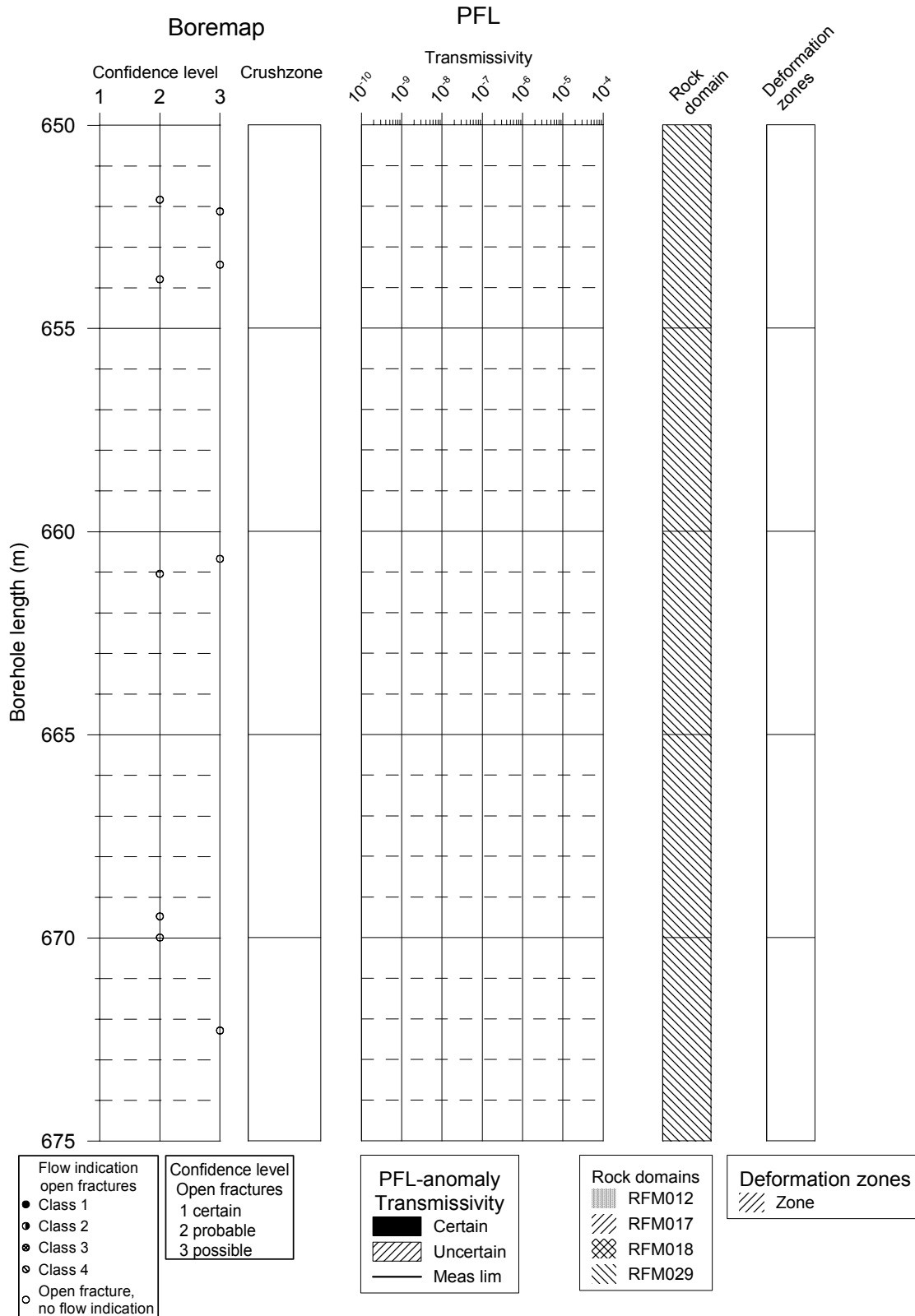
KFM03A




KFM03A



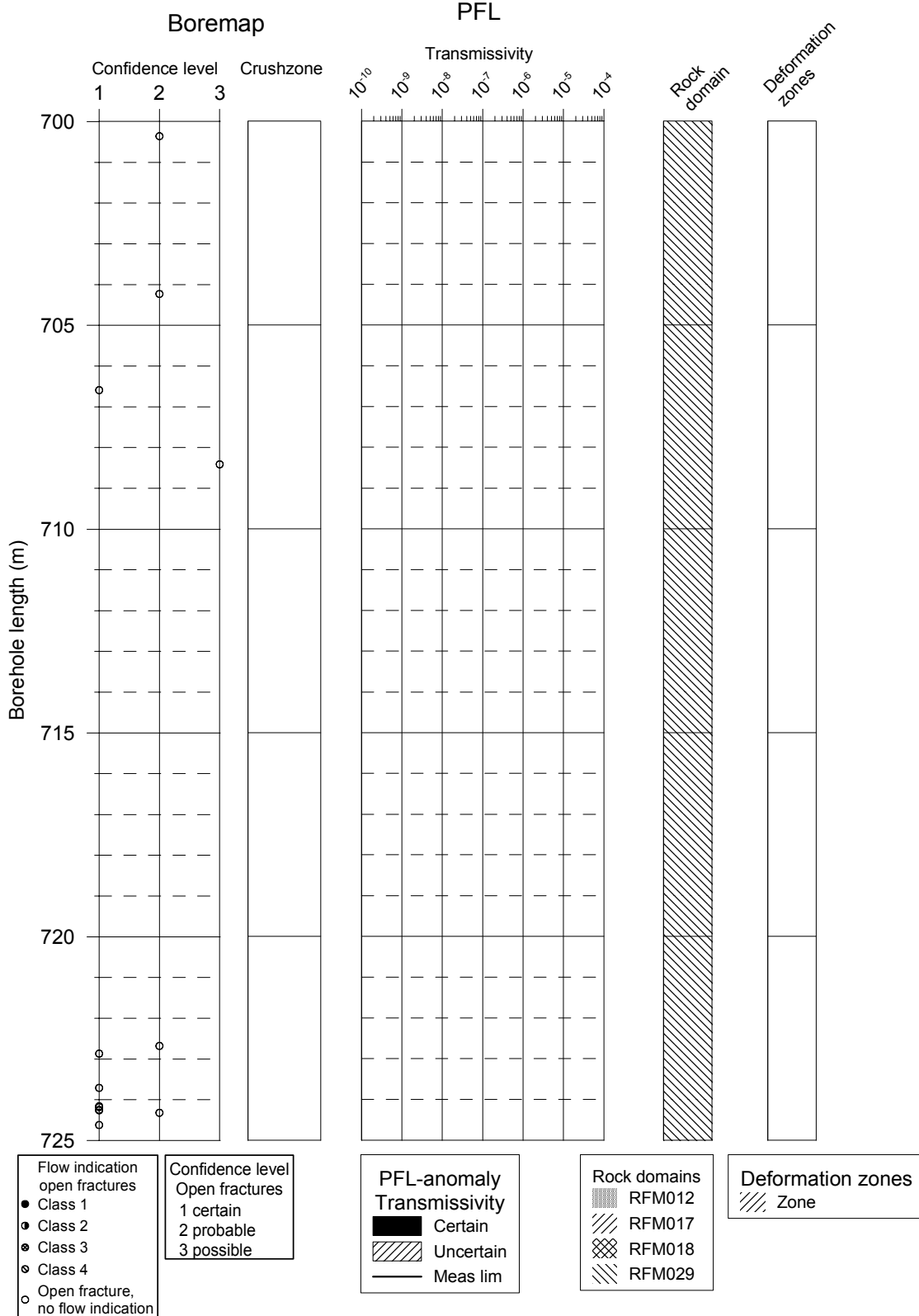
KFM03A



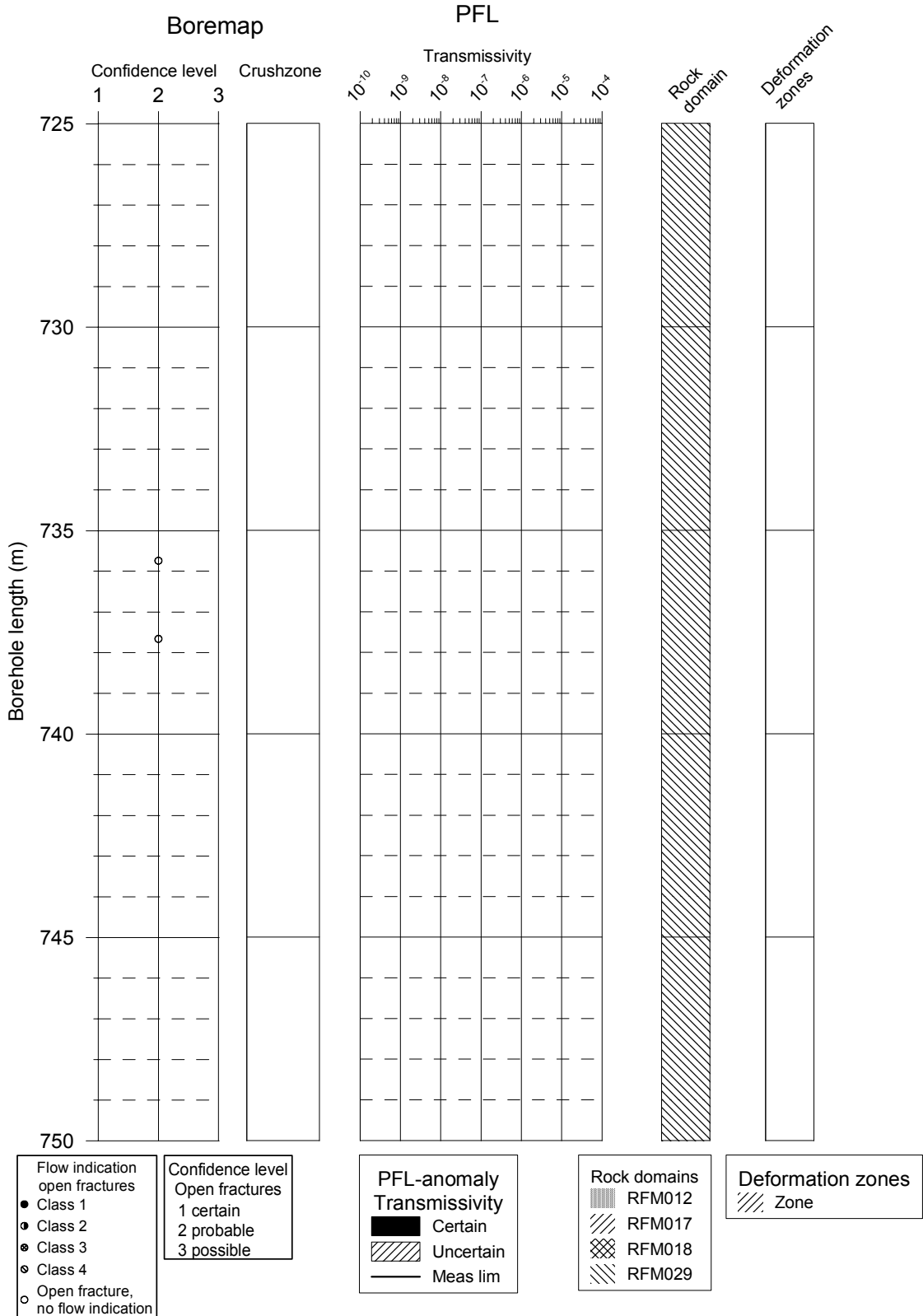
KFM03A



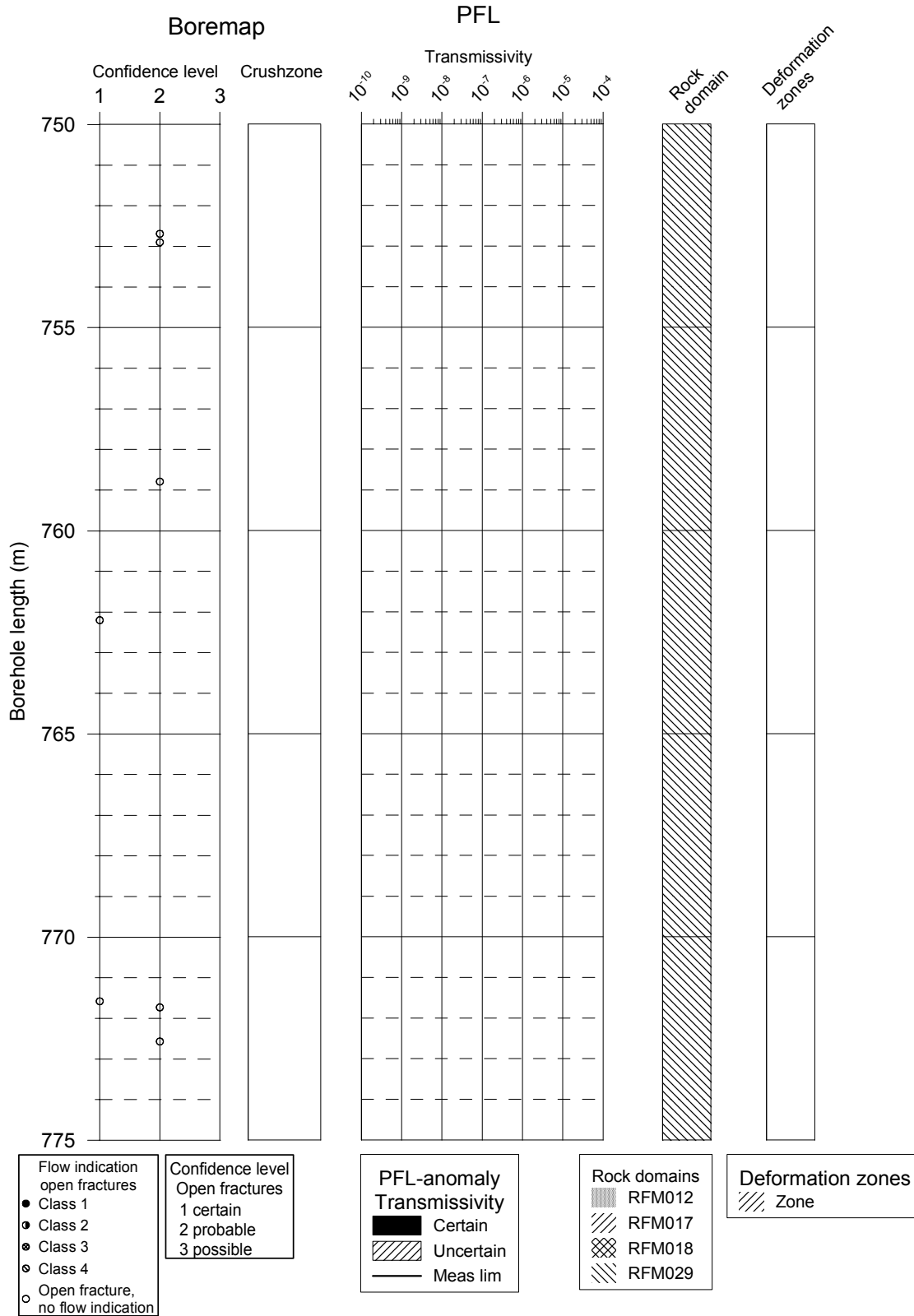
KFM03A



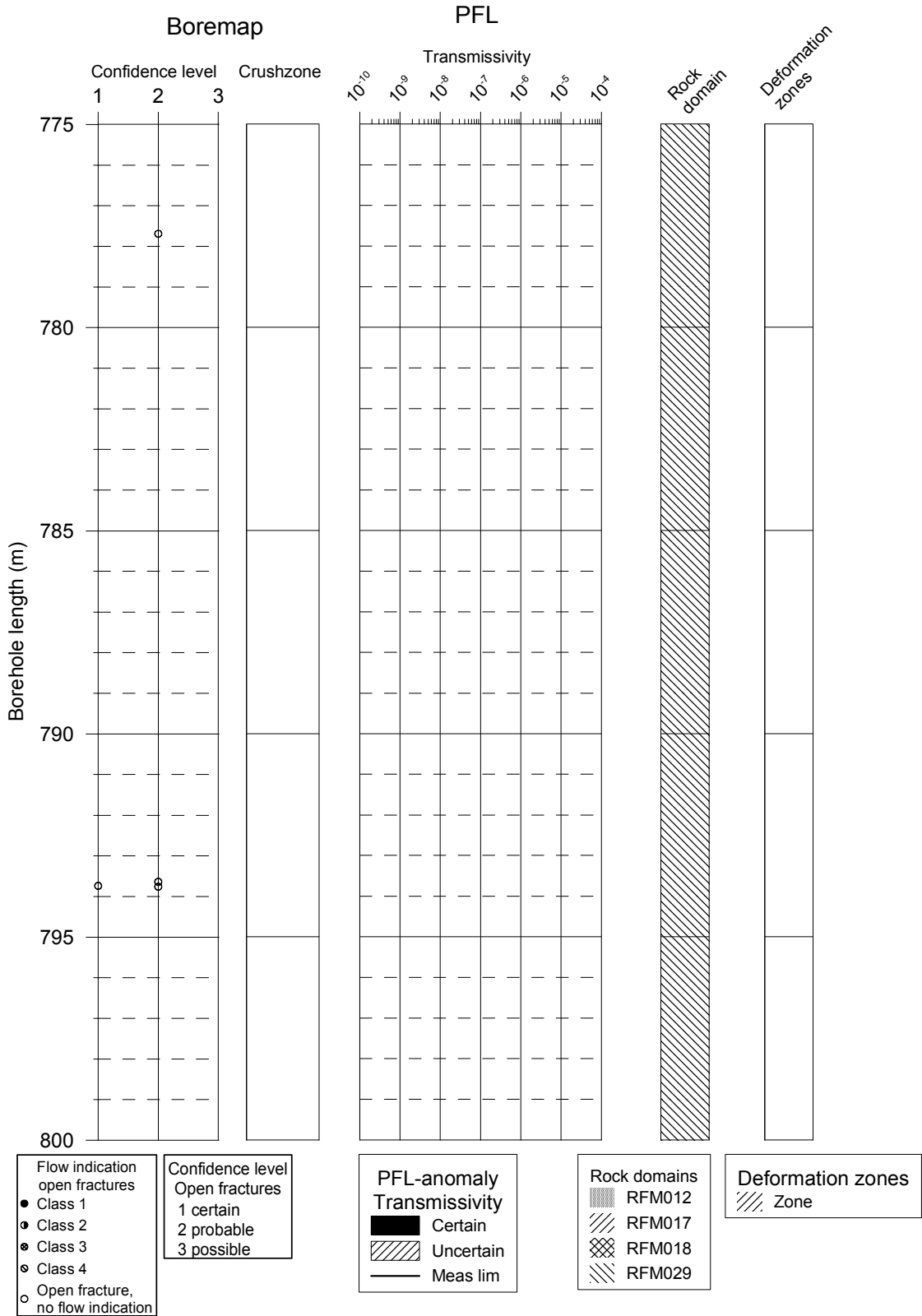
KFM03A



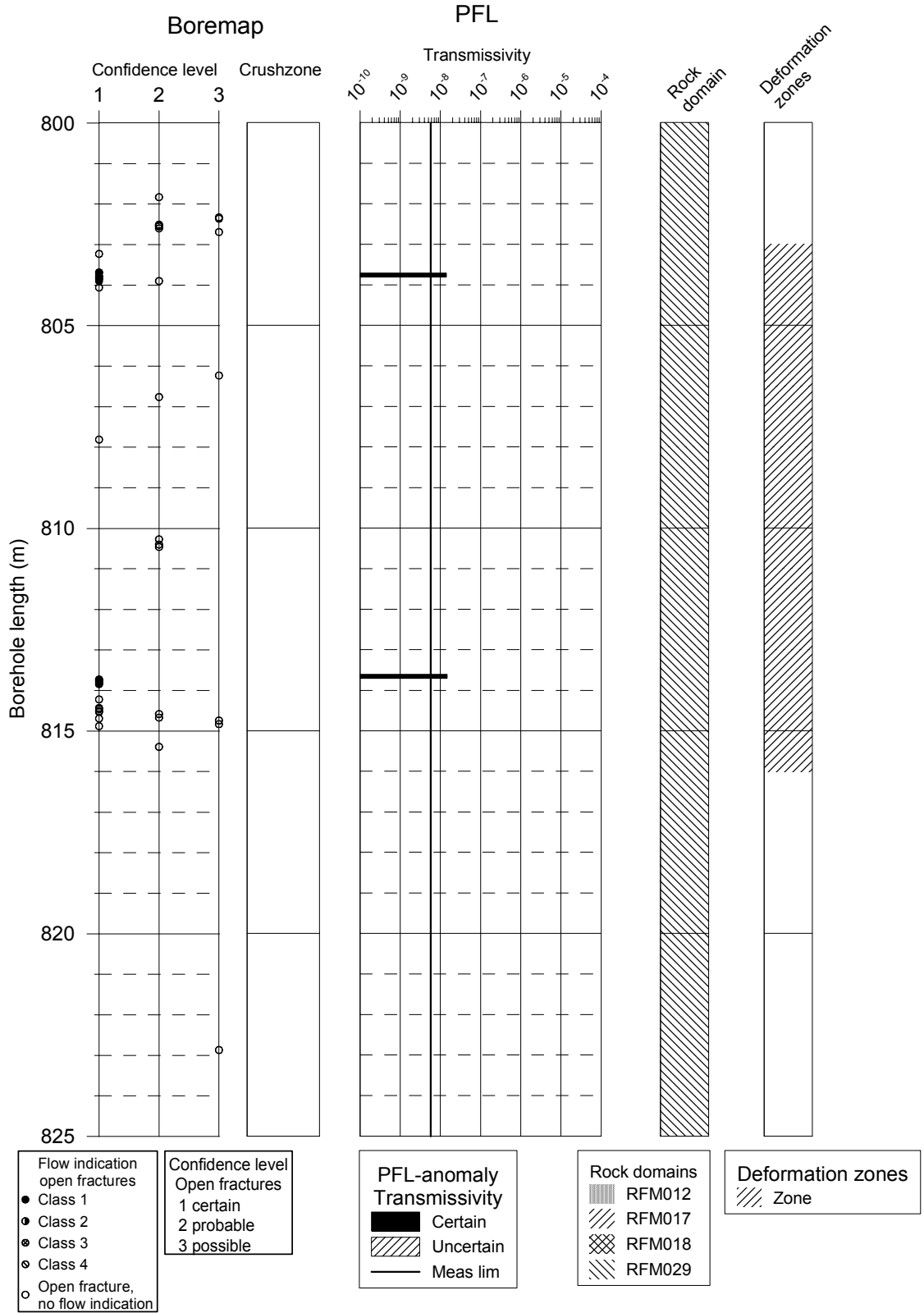
KFM03A



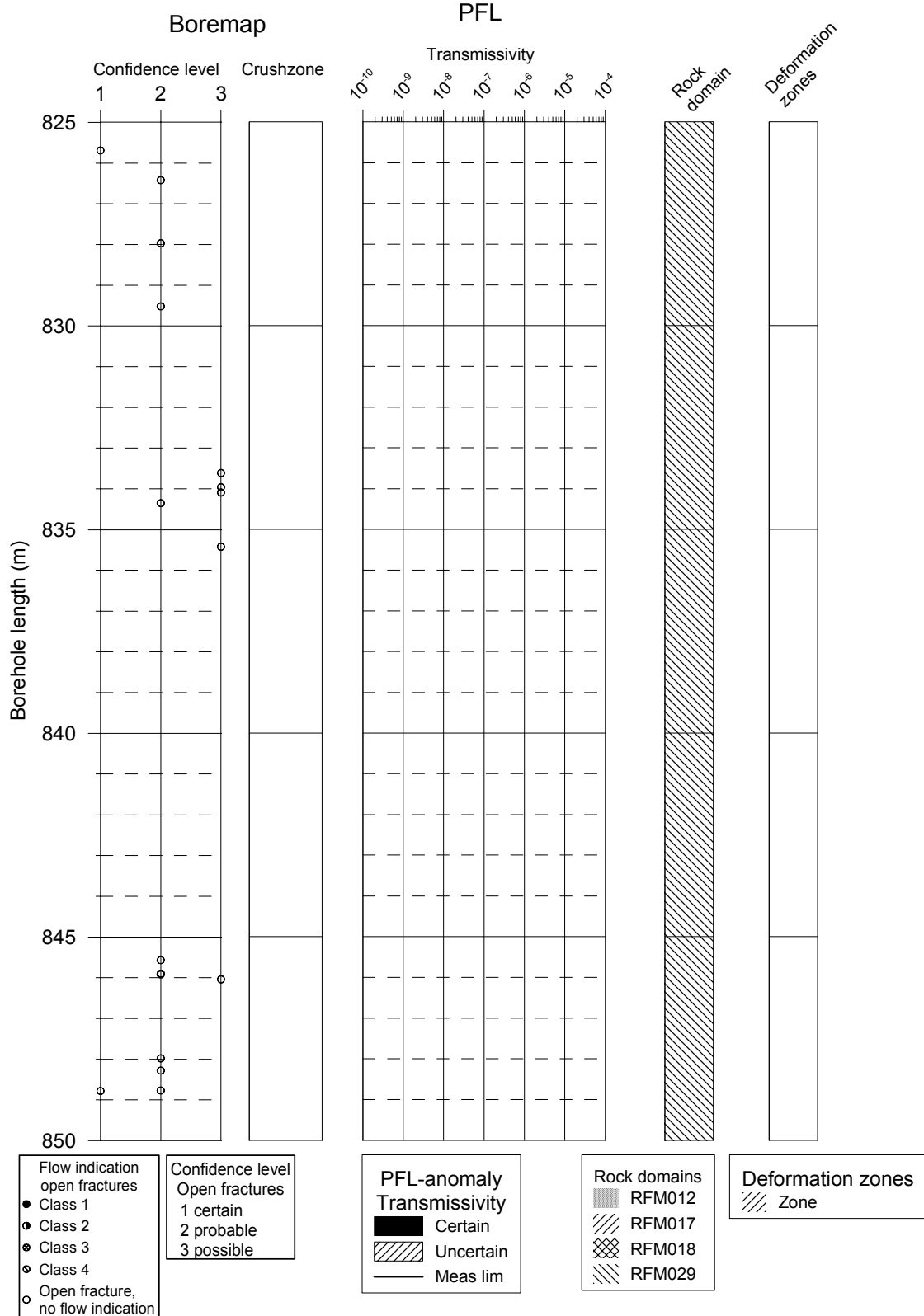
KFM03A



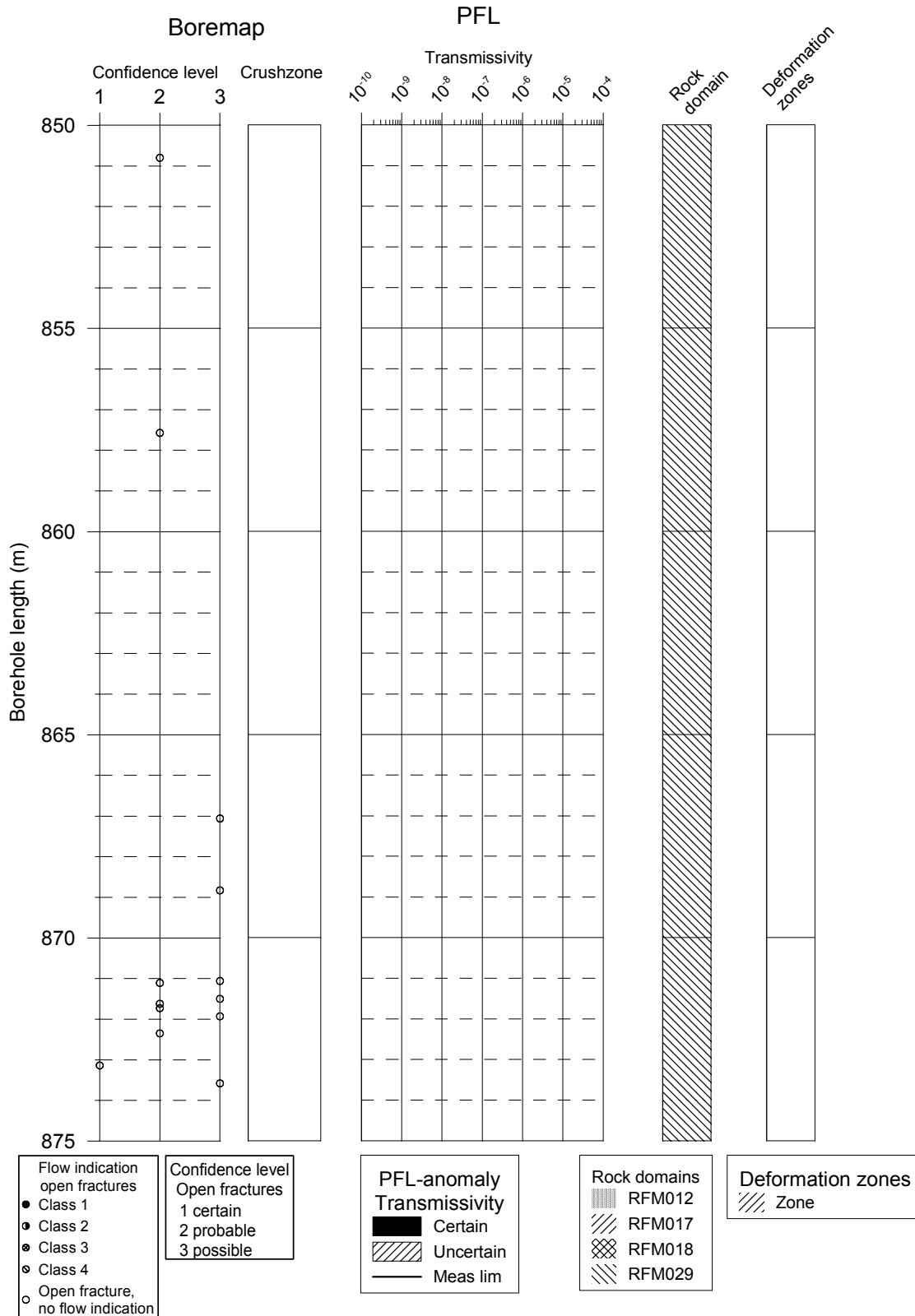
KFM03A




KFM03A



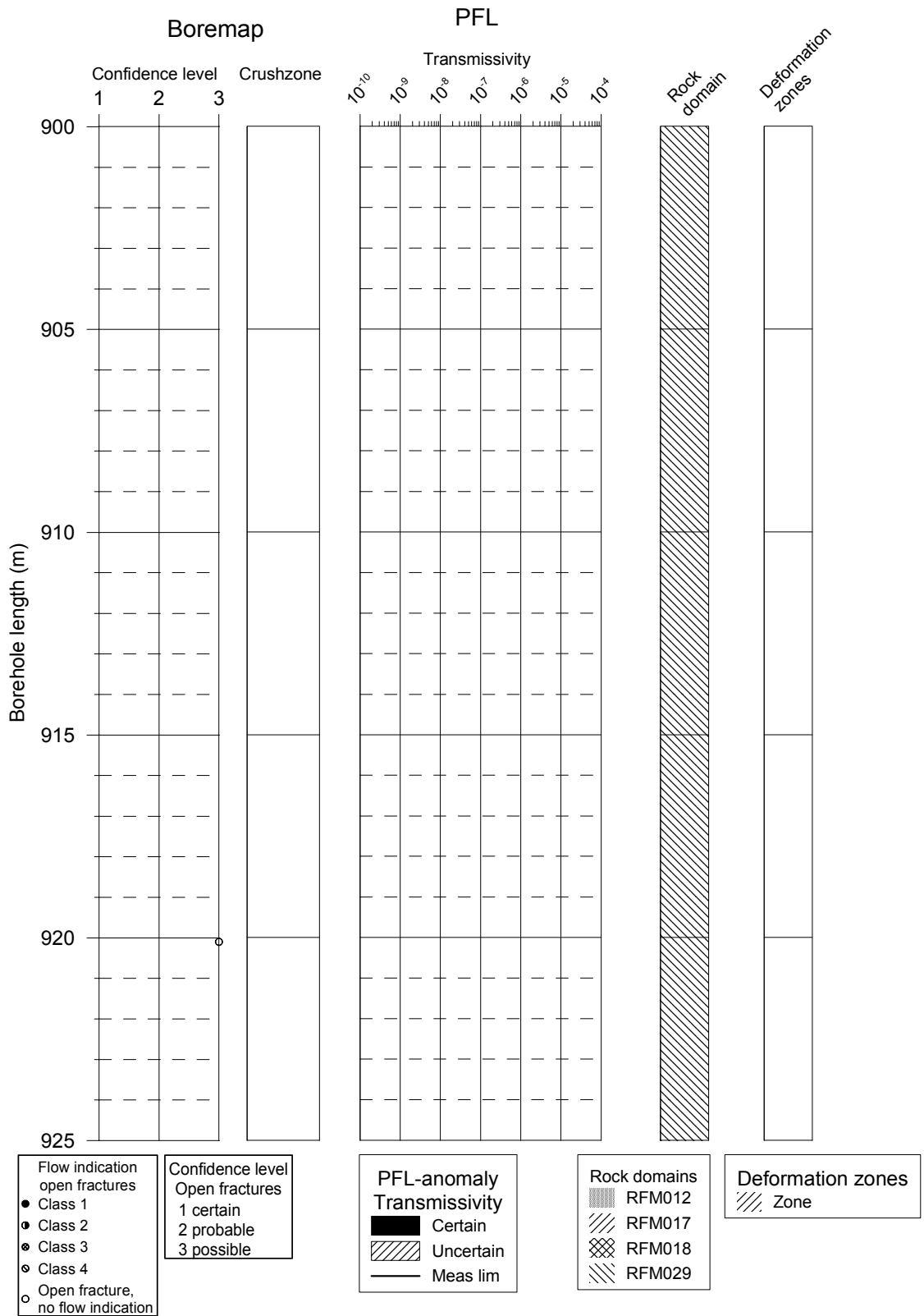
KFM03A



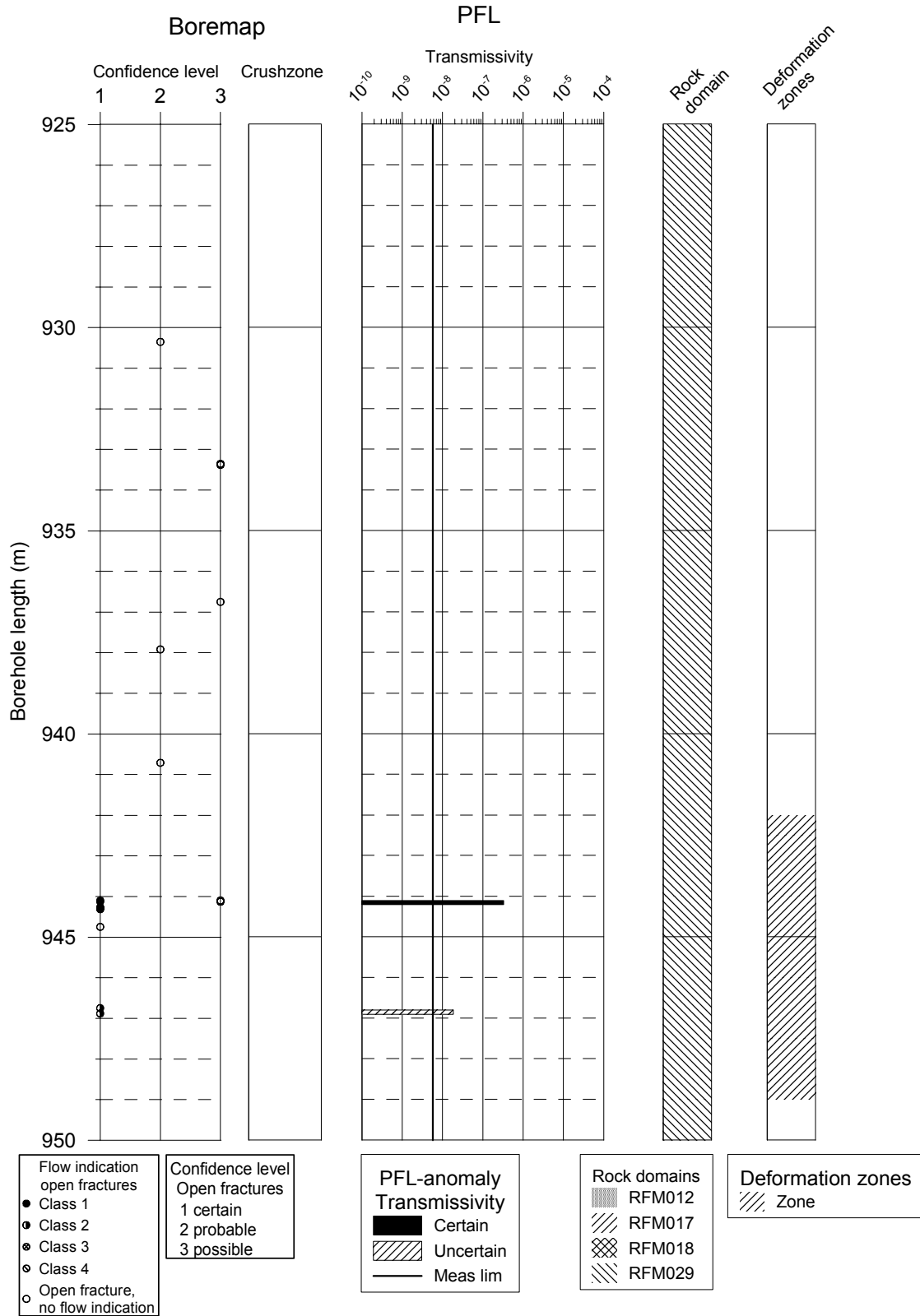
KFM03A



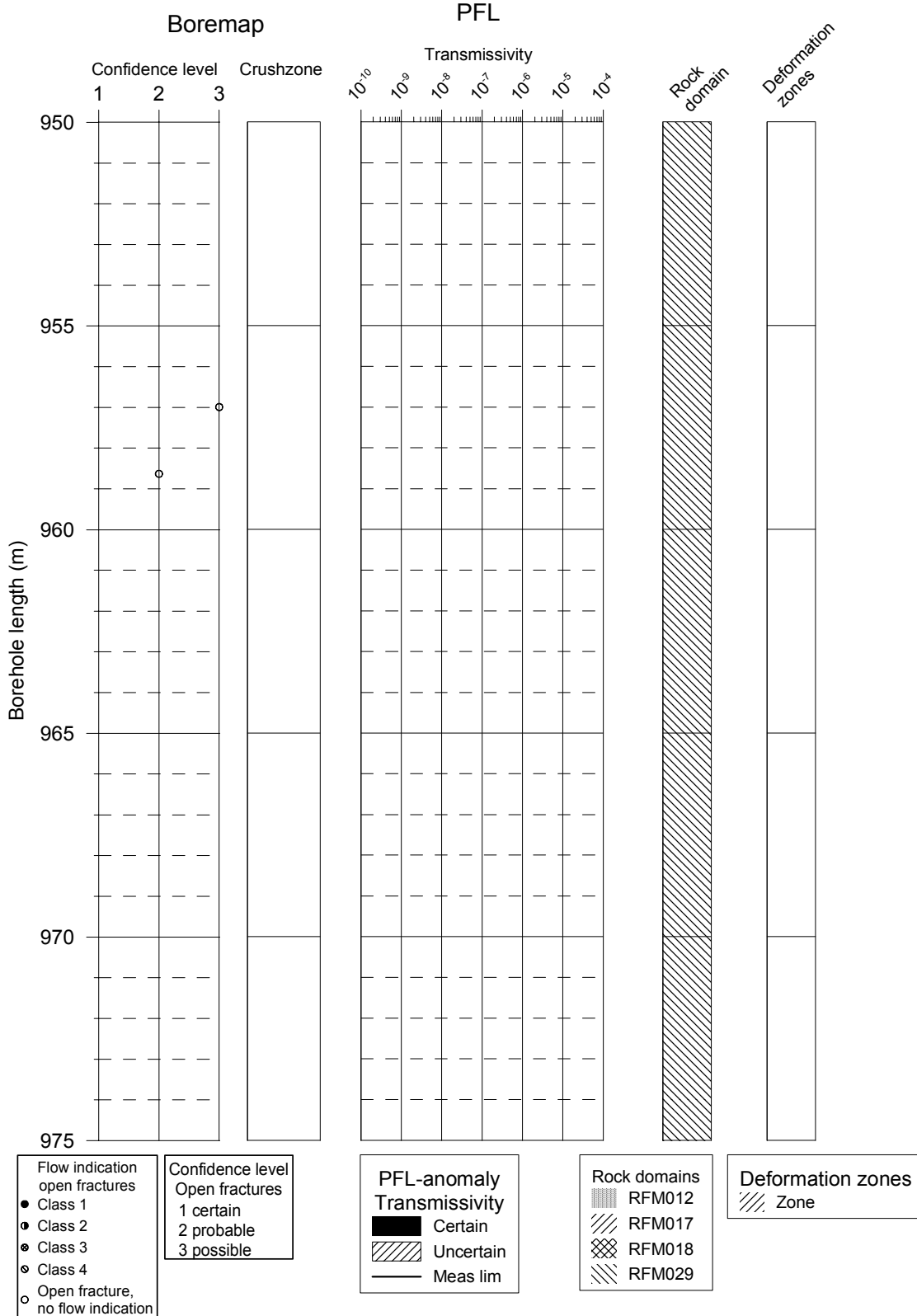
KFM03A




KFM03A



KFM03A



KFM03A



KFM03A – BIPS images

Table A3b-1. KFM03A. Interpretation of PFL measurements and BOREMAP data

PFL anom. No	PFL anom data	Boremap data	BIPS Image
1	<p>Bh-length (m) = 106.40</p> <p>$T (m^2/s) = 1.13E-8$</p> <p>PFL confidence= Uncertain</p>	<p>Adjusted secup (m) = 106.50</p> <p>Fract_interpret / Varcodes= open fr.</p> <p>Frac.interp. confidence= Certain</p> <p>PFL-anom. confidence= 1</p>	
2	<p>Bh-length (m) = 113.20</p> <p>$T (m^2/s) = 3.49E-9$</p> <p>PFL confidence= Certain</p>	<p>Adjusted secup (m) = 113.21</p> <p>Fract_interpret / Varcodes= sealed fracture</p> <p>Frac.interp. confidence= Probable</p> <p>PFL-anom. confidence= 1</p> <p>Nearest open fracture secup (m) 111.43</p>	

Table A3b-2. KFM03A. Interpretation of PFL measurements and BOREMAP data

PFL anom. No	PFL anom data	Boremap data	BIPS Image
3	Bh-length (m) = 120.60 T (m ² /s) = 6.52E-8 PFL confidence= Certain	Adjusted secup (m) =120.60 Fract_interpret / Varcodes= partly open fr. Frac.interp. confidence= Certain PFL-anom. confidence= 1	
4a	Bh-length (m) = 123.10 T (m ² /s) = 1.69E-8 PFL confidence= Uncertain	Adjusted secup (m) =122.98 Fract_interpret / Varcodes= partly open fr. Frac.interp. confidence= Probable PFL-anom. confidence= 2	
4b		Adjusted secup (m) =123.00 Fract_interpret / Varcodes= open fr. Frac.interp. confidence= Possible PFL-anom. confidence= 1	

Table A3b-3. KFM03A. Interpretation of PFL measurements and BOREMAP data

PFL anom. No	PFL anom data	Boremap data	BIPS Image
5	Bh-length (m) = 126.50 T (m ² /s) = 8.83E-9 PFL confidence= Uncertain	Adjusted secup (m) =126.76 Fract_interpret / Varcodes= open fr. Frac.interp. confidence= Probable PFL-anom. confidence= 3	

Table A3b-4. KFM03A. Interpretation of PFL measurements and BOREMAP data

PFL anom. No	PFL anom data	Boremap data	BIPS Image
6a	Bh-length (m) = 130.20 T (m ² /s) = 9.55E-8 PFL confidence= Certain	Adjusted secup (m) =130.21 Fract_interpret / Varcodes= partly open fr. Frac.interp. confidence= Possible PFL-anom. confidence= 1	
6b		Adjusted secup (m) =130.23 Fract_interpret / Varcodes= open fr. Frac.interp. confidence= Possible PFL-anom. confidence= 1	
6c		Adjusted secup (m) =130.26 Fract_interpret / Varcodes= open fr. Frac.interp. confidence= Possible PFL-anom. confidence= 1	
6d		Adjusted secup (m) =130.27 Fract_interpret / Varcodes= open fr. Frac.interp. confidence= Possible PFL-anom. confidence= 1	
6e		Adjusted secup (m) =130.30 Fract_interpret / Varcodes= partly open fr. Frac.interp. confidence= Possible PFL-anom. confidence= 1	

PFL anom. No	PFL anom data	Boremap data	BIPS Image
6f		Adjusted secup (m) =130.32 Fract_interpret / Varcodes= open fr. Frac.interp. confidence= Possible PFL-anom. confidence= 2	
6g		Adjusted secup (m) =130.36 Fract_interpret / Varcodes= open fr. Frac.interp. confidence= Possible PFL-anom. confidence= 2	

Table A3b-5. KFM03A. Interpretation of PFL measurements and BOREMAP data

PFL anom. No	PFL anom data	Boremap data	BIPS Image
7a	Bh-length (m) = 130.70 T (m ² /s) = 4.56E-9 PFL confidence= Uncertain	Adjusted secup (m) =130.72 Fract_interpret / Varcodes= partly open fr. Frac.interp. confidence= Possible PFL-anom. confidence= 1	
7b		Adjusted secup (m) =130.74 Fract_interpret / Varcodes= partly open fr. Frac.interp. confidence= Possible PFL-anom. confidence= 1	
7c		Adjusted secup (m) =130.89 Fract_interpret / Varcodes= partly open fr. Frac.interp. confidence= Certain PFL-anom. confidence= 2	

Table A3b-6. KFM03A. Interpretation of PFL measurements and BOREMAP data

PFL anom. No	PFL anom data	Boremap data	BIPS Image
8	Bh-length (m) = 150.80 T (m ² /s) = 1.88E-9 PFL confidence= Uncertain	Adjusted secup (m) = 149.95 Fract_interpret / Varcodes= sealed fr Frac.interp. confidence= Probable PFL-anom. confidence= 9 Nearest open fracture secup (m) 138.70	
9	Bh-length (m) = 173.60 T (m ² /s) = 2.42E-9 PFL confidence= Uncertain	Adjusted secup (m) = 175.71 Fract_interpret / Varcodes= sealed fr Frac.interp. confidence= Probable PFL-anom. confidence= 21 Nearest open fracture secup 179.19	

Table A3b-7. KFM03A. Interpretation of PFL measurements and BOREMAP data

PFL anom. No	PFL anom data	Boremap data	BIPS Image
10	<p>Bh-length (m) = 314.40</p> <p>$T (m^2/s) = 2.30E-9$</p> <p>PFL confidence= Uncertain</p>	<p>Adjusted secup (m) =314.58</p> <p>Fract_interpret / Varcodes= partly open fracture</p> <p>Frac.interp. confidence= Certain</p> <p>PFL-anom. confidence= 2</p>	
11	<p>Bh-length (m) = 354.40</p> <p>$T (m^2/s) = 2.30E-9$</p> <p>PFL confidence= Uncertain</p>	<p>Adjusted secup (m) =354.19</p> <p>Fract_interpret / Varcodes= sealed fr.</p> <p>Frac.interp. confidence= Probable</p> <p>PFL-anom. confidence= 3</p> <p>Nearest open fracture secup (m) 356.97</p>	

Table A3b-8. KFM03A. Interpretation of PFL measurements and BOREMAP data

PFL anom. No	PFL anom data	Boremap data	BIPS Image
12a	Bh-length (m) = 358.50 T (m ² /s) = 1.56E-6 PFL confidence= Certain	Adjusted secup (m) =358.43 Fract_interpret / Varcodes= open fracture Frac.interp. confidence= Certain PFL-anom. confidence= 1	
12b		Adjusted secup (m) =358.59 Fract_interpret / Varcodes= open fracture Frac.interp. confidence= Certain PFL-anom. confidence= 1	

Table A3b-9. KFM03A. Interpretation of PFL measurements and BOREMAP data

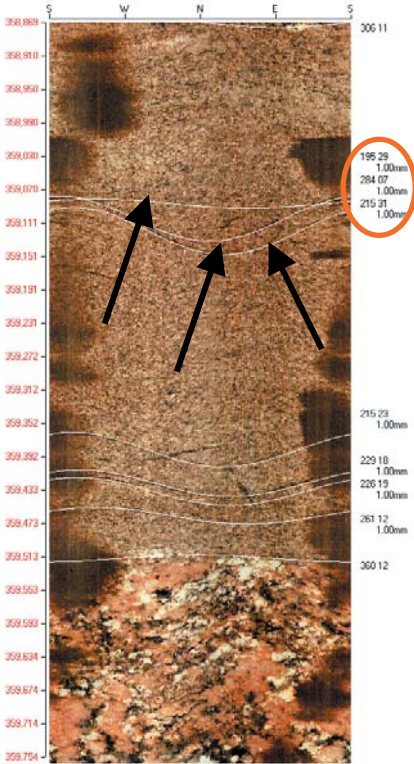
PFL anom. No	PFL anom data	Boremap data	BIPS Image
13a	Bh-length (m) = 359.10 T (m ² /s) = 3.66E-8 PFL confidence= Uncertain	Adjusted secup (m) =359.09 Fract_interpret / Varcodes= open fracture Frac.interp. confidence= Probable PFL-anom. confidence= 1	
13b		Adjusted secup (m) =359.11 Fract_interpret / Varcodes= open fracture Frac.interp. confidence= Certain PFL-anom. confidence= 1	
13c		Adjusted secup (m) =359.12 Fract_interpret / Varcodes= open fracture Frac.interp. confidence= Certain PFL-anom. confidence= 1	

Table A3b-10. KFM03A. Interpretation of PFL measurements and BOREMAP data

PFL anom. No	PFL anom data	Boremap data	BIPS Image
14a	Bh-length (m) = 359.60 T (m ² /s) = 1.09E-8 PFL confidence= Uncertain	Adjusted secup (m) =359.42 Fract_interpret / Varcod= open fracture Frac.interp. confidence= Certain PFL-anom. confidence= 2	
14b		Adjusted secup (m) =359.43 Fract_interpret / Varcod= partly open fracture Frac.interp. confidence= Certain PFL-anom. confidence= 2	
14c		Adjusted secup (m) =359.46 Fract_interpret / Varcod= open fracture Frac.interp. confidence= Certain PFL-anom. confidence= 2	

Table A3b-11. KFM03A. Interpretation of PFL measurements and BOREMAP data

PFL anom. No	PFL anom data	Boremap data	BIPS Image
15	Bh-length (m) = 362.60	Adjusted secup (m) =362.61	
	T (m ² /s) = 3.66E-8	Fract_interpret / Varcodes= open fracture	
	PFL confidence= Certain	Frac.interp. confidence= Possible	
		PFL-anom. confidence= 1	

Table A3b-12. KFM03A. Interpretation of PFL measurements and BOREMAP data



PFL anom. No	PFL anom data	Boremap data	BIPS Image
16a	Bh-length (m) = 364.50 T (m ² /s) = 4.04E-7 PFL confidence= Certain	Adjusted secup (m) =364.41 Fract_interpret / Varcodes= partly open fracture Frac.interp. confidence= Certain PFL-anom. confidence= 1	
16b		Adjusted secup (m) =364.48 Fract_interpret / Varcodes= open fracture Frac.interp. confidence= Probable PFL-anom. confidence= 1	
17a	Bh-length (m) = 364.80 T (m ² /s) = 1.31E-6 PFL confidence= Certain	Adjusted secup (m) =364.88 Fract_interpret / Varcodes= open fracture Frac.interp. confidence= Certain PFL-anom. confidence= 1	
17b		Adjusted secup (m) =364.98 Fract_interpret / Varcodes= open fracture Frac.interp. confidence= Certain PFL-anom. confidence= 2	

Table A3b-13. KFM03A. Interpretation of PFL measurements and BOREMAP data

PFL anom. No	PFL anom data	Boremap data	BIPS Image
18a	Bh-length (m) = 365.30 T (m ² /s) = 3.00E-7 PFL confidence= Certain	Adjusted secup (m) =365.25 Fract_interpret / Varcodes= open fracture Frac.interp. confidence= Certain PFL-anom. confidence= 1	
18b		Adjusted secup (m) =365.26 Fract_interpret / Varcodes= open fracture Frac.interp. confidence= Certain PFL-anom. confidence= 1	
18c		Adjusted secup (m) =365.28 Fract_interpret / Varcodes= open fracture Frac.interp. confidence= Certain PFL-anom. confidence= 1	
18d		Adjusted secup (m) =365.30 Fract_interpret / Varcodes= open fracture Frac.interp. confidence= Certain PFL-anom. confidence= 1	
18e		Adjusted secup (m) =365.34 Fract_interpret / Varcodes= partly open fracture Frac.interp. confidence= Certain PFL-anom. confidence= 1	

PFL anom. No	PFL anom data	Boremap data	BIPS Image
18f		Adjusted secup (m) =365.40 Fract_interpret / Varcodes= open fracture Frac.interp. confidence= Possible PFL-anom. confidence= 1	
18g		Adjusted secup (m) =365.41 Fract_interpret / Varcodes= partly open fracture Frac.interp. confidence= Certain PFL-anom. confidence= 2	
18h		Adjusted secup (m) =365.48 Fract_interpret / Varcodes= open fracture Frac.interp. confidence= Possible PFL-anom. confidence= 2	

Table A3b-14. KFM03A. Interpretation of PFL measurements and BOREMAP data

PFL anom. No	PFL anom data	Boremap data	BIPS Image
20	Bh-length (m) = 368.60 T (m ² /s) = 1.44E-6 PFL confidence= Certain	Adjusted secup (m) = 368.58 Fract_interpret / Varcodes= open fracture Frac.interp. confidence= Certain PFL-anom. confidence= 1	
21a	Bh-length (m) = 369.40 T (m ² /s) = 3.35E-7 PFL confidence= Certain	Adjusted secup (m) = 369.48 Fract_interpret / Varcodes= open fracture Frac.interp. confidence= Certain PFL-anom. confidence= 1	
21b		Adjusted secup (m) = 369.49 Fract_interpret / Varcodes= open fracture Frac.interp. confidence= Certain PFL-anom. confidence= 1	

Table A3b-15. KFM03A. Interpretation of PFL measurements and BOREMAP data

PFL anom. No	PFL anom data	Boremap data	BIPS Image
22a	Bh-length (m) = 370.00 T (m ² /s) = 6.22E-8 PFL confidence= Certain	Adjusted secup (m) = 369.89 Fract_interpret / Varcodes= partly open fracture Frac.interp. confidence= Certain PFL-anom. confidence= 2	
22b	Adjusted secup (m) = 369.89 Fract_interpret / Varcodes= partly open fracture Frac.interp. confidence= Certain PFL-anom. confidence= 2		
22c	Adjusted secup (m) = 370.04 Fract_interpret / Varcodes= open fracture Frac.interp. confidence= Probable PFL-anom. confidence= 1		
23	Bh-length (m) = 371.60 T (m ² /s) = 1.35E-6 PFL confidence= Certain	Adjusted secup (m) = 371.73 Fract_interpret / Varcodes= open fracture Frac.interp. confidence= Certain PFL-anom. confidence= 2	

Table A3b-16. KFM03A. Interpretation of PFL measurements and BOREMAP data

PFL anom. No	PFL anom data	Boremap data	BIPS Image
24a	Bh-length (m) = 372.60	Adjusted secup (m) = 372.53	
	T (m ² /s) = 6.48E-7	Fract_interpret / Varcodes = open fracture	
	PFL confidence = Certain	Fract.interp. confidence = Certain	
		PFL-anom. confidence = 1	
24b		Adjusted secup (m) = 372.60	
		Fract_interpret / Varcodes = open fracture	
		Fract.interp. confidence = Probable	
		PFL-anom. confidence = 1	

Table A3b-17. KFM03A. Interpretation of PFL measurements and BOREMAP data

PFL anom. No	PFL anom data	Boremap data	BIPS Image
25a	Bh-length (m) = 373.60	Adjusted secup (m) =373.52	
	T (m ² /s) = 3.67E-7	Fract_interpret / Varcodes= open fracture	
	PFL confidence= Certain	Frac.interp. confidence= Possible	
		PFL-anom. confidence= 1	
25b		Adjusted secup (m) =373.62	
		Fract_interpret / Varcodes= open fracture	
		Frac.interp. confidence= Certain	
		PFL-anom. confidence= 1	
25c		Adjusted secup (m) =373.65	
		Fract_interpret / Varcodes= open fracture	
		Frac.interp. confidence= Probable	
		PFL-anom. confidence= 1	

Table A3b-18. KFM03A. Interpretation of PFL measurements and BOREMAP data

PFL anom. No	PFL anom data	Boremap data	BIPS Image
26a	Bh-length (m) = 375.10 T (m ² /s) = 7.75E-9 PFL confidence= Uncertain	Adjusted secup (m) =375.02 Fract_interpret / Varcodes= open fracture Frac.interp. confidence= Probable PFL-anom. confidence= 1	
26b		Adjusted secup (m) =375.05 Fract_interpret / Varcodes= open fracture Frac.interp. confidence= Probable PFL-anom. confidence= 1	
26c		Adjusted secup (m) =375.14 Fract_interpret / Varcodes= open fracture Frac.interp. confidence= Probable PFL-anom. confidence= 1	

Table A3b-19. KFM03A. Interpretation of PFL measurements and BOREMAP data

PFL anom. No	PFL anom data	Boremap data	BIPS Image
27	Bh-length (m) = 380.80	Adjusted secup (m) =380.86	
	T (m ² /s) = 6.06E-7	Fract_interpret / Varcodes= open fracture	
	PFL confidence= Certain	Frac.interp. confidence= Probable	
		PFL-anom. confidence= 1	

Table A3b-20. KFM03A. Interpretation of PFL measurements and BOREMAP data

PFL anom. No	PFL anom data	Boremap data	BIPS Image
28a	Bh-length (m) = 381.60 T (m ² /s) = 2.92E-8 PFL confidence= Certain	Adjusted secup (m) =381.46 Fract_interpret / Varcodes= open fracture Frac.interp. confidence= Possible PFL-anom. confidence= 2	
28b	Adjusted secup (m) =381.62 Fract_interpret / Varcodes= open fracture Frac.interp. confidence= Certain PFL-anom. confidence= 1		
28c	Adjusted secup (m) =381.68 Fract_interpret / Varcodes= open fracture Frac.interp. confidence= Possible PFL-anom. confidence= 1		

Table A3b-21. KFM03A. Interpretation of PFL measurements and BOREMAP data

PFL anom. No	PFL anom data	Boremap data	BIPS Image
29	Bh-length (m) = 385.40	Adjusted secup (m) =385.43	
	T (m ² /s) = 3.63E-8	Fract_interpret / Varcodes= partly open fracture	
	PFL confidence= Uncertain	Frac.interp. confidence= Certain	
		PFL-anom. confidence= 1	

Table A3b-22. KFM03A. Interpretation of PFL measurements and BOREMAP data

PFL anom. No	PFL anom data	Boremap data	BIPS Image
30	Bh-length (m) = 388.60 T (m ² /s) = 9.21E-5 PFL confidence= Certain	Adjusted secup (m) = 388.56 Adjusted seclow (m) = 388.62 Fract_interpret / Varcode= Crush zone PFL-anom. confidence= 1	
31	Bh-length (m) = 393.80 T (m ² /s) = 8.86E-9 PFL confidence= Certain	Adjusted secup (m) = 393.81 Fract_interpret / Varcode= sealed fr. Frac.interp. confidence= Probable PFL-anom. confidence= 1 Nearest open fracture secup (m) 397.13	

Table A3b-23. KFM03A. Interpretation of PFL measurements and BOREMAP data

PFL anom. No	PFL anom data	Boremap data	BIPS Image
32a	Bh-length (m) = 398.20 T (m ² /s) = 1.42E-8 PFL confidence= Uncertain	Adjusted secup (m) = 398.01 Fract_interpret / Varcodes= open fracture Frac.interp. confidence= Certain PFL-anom. confidence= 2	
32b		Adjusted secup (m) = 398.12 Fract_interpret / Varcodes= partly open fracture Frac.interp. confidence= Certain PFL-anom. confidence= 1	

Table A3b-24. KFM03A. Interpretation of PFL measurements and BOREMAP data

PFL anom. No	PFL anom data	Boremap data	BIPS Image
35a	Bh-length (m) = 410.70 T (m ² /s) = 1.65E-8 PFL confidence= Certain	Adjusted secup (m) =410.72 Fract_interpret / Varcodes= sealed fr. Frac.interp. confidence= Probable (unbroken)	
35b	PFL-anom. confidence= 1 Adjusted secup (m) =410.73 Fract_interpret / Varcodes= sealed fr. Frac.interp. confidence= Probable (unbroken)		
35c	PFL-anom. confidence= 1 Adjusted secup (m) =410.74 Fract_interpret / Varcodes= sealed fr. Frac.interp. confidence= Probable PFL-anom. confidence= 1 Nearest open fracture secup (m) 411.44 (corresponding to anomaly no 36)		

Table A3b-25. KFM03A. Interpretation of PFL measurements and BOREMAP data

PFL anom. No	PFL anom data	Boremap data	BIPS Image
36	Bh-length (m) = 411.50 T (m ² /s) = 3.58E-9 PFL confidence= Certain	Adjusted secup (m) =411.44 Fract_interpret / Varcodes= partly open fracture Frac.interp. confidence= Certain PFL-anom. confidence= 1	
37a	Bh-length (m) = 449.40 T (m ² /s) = 8.90E-10 PFL confidence= Uncertain	Adjusted secup (m) =449.49 Fract_interpret / Varcodes= sealed fr. Frac.interp. confidence= Probable PFL-anom. confidence= 1	
37b		Adjusted secup (m) =449.49 Fract_interpret / Varcodes= sealed fr. Frac.interp. confidence= Probable PFL-anom. confidence= 1 Nearest open fracture secup (m) 451.30 (corresponding to anomaly no 38)	

Table A3b-26. KFM03A. Interpretation of PFL measurements and BOREMAP data

PFL anom. No	PFL anom data	Boremap data	BIPS Image
38	Bh-length (m) = 451.30 T (m ² /s) = 6.65E-6 PFL confidence= Certain	Adjusted secup (m) =451.30 Fract_interpret / Varcode= open fracture Frac.interp. confidence= Probable PFL-anom. confidence= 1	
39a	Bh-length (m) = 454.60 T (m ² /s) = 7.16E-8 PFL confidence= Certain	Adjusted secup (m) =454.57 Fract_interpret / Varcode= open fracture Frac.interp. confidence= Probable PFL-anom. confidence= 1	
39b		Adjusted secup (m) =454.69 Fract_interpret / Varcode= open fracture Frac.interp. confidence= Possible PFL-anom. confidence= 1	

Table A3b-27. KFM03A. Interpretation of PFL measurements and BOREMAP data

PFL anom. No	PFL anom data	Boremap data	BIPS Image
40a	Bh-length (m) = 462.40 T (m ² /s) = 7.08E-9 PFL confidence= Certain	Adjusted secup (m) =462.32 Fract_interpret / Varcodes= open fracture Frac.interp. confidence= Probable PFL-anom. confidence= 1	
40b		Adjusted secup (m) =462.44 Fract_interpret / Varcodes= partly open fracture Frac.interp. confidence= Certain PFL-anom. confidence= 1	
40c		Adjusted secup (m) =462.50 Fract_interpret / Varcodes= open fracture Frac.interp. confidence= Certain PFL-anom. confidence= 1	

Table A3b-28. KFM03A. Interpretation of PFL measurements and BOREMAP data

PFL anom. No	PFL anom data	Boremap data	BIPS Image
41	Bh-length (m) = 500.50	Adjusted secup (m) =500.52	
	T (m ² /s) = 1.94E-8	Fract_interpret / Varcodes= open fracture	
	PFL confidence= Certain	Frac.interp. confidence= Probable	
		PFL-anom. confidence= 1	

Table A3b-29. KFM03A. Interpretation of PFL measurements and BOREMAP data

PFL anom. No	PFL anom data	Boremap data	BIPS Image
42a	Bh-length (m) = 515.90 T (m ² /s) = 1.09E-9 PFL confidence= Uncertain	Adjusted secup (m) =515.93 Fract_interpret / Varcod= open fracture Frac.interp. confidence= Probable PFL-anom. confidence= 1	
42b		Adjusted secup (m) =515.94 Fract_interpret / Varcod= open fracture Frac.interp. confidence= Probable PFL-anom. confidence= 1	
42c		Adjusted secup (m) =515.96 Fract_interpret / Varcod= open fracture Frac.interp. confidence= Probable PFL-anom. confidence= 1	

Table A3b-30. KFM03A. Interpretation of PFL measurements and BOREMAP data

PFL anom. No	PFL anom data	Boremap data	BIPS Image
43a	Bh-length (m) = 517.70 T (m ² /s) = 1.05E-8 PFL confidence= Certain	Adjusted secup (m) =517.61 Fract_interpret / Varcodes= open fracture Frac.interp. confidence= Probable PFL-anom. confidence= 1	
43b		Adjusted secup (m) =517.78 Fract_interpret / Varcodes= open fracture Frac.interp. confidence= Certain PFL-anom. confidence= 1	
43c		Adjusted secup (m) =517.86 Fract_interpret / Varcodes= partly open fracture Frac.interp. confidence= Certain PFL-anom. confidence= 1	

Table A3b-31. KFM03A. Interpretation of PFL measurements and BOREMAP data


PFL anom. No	PFL anom data	Boremap data	BIPS Image
44a	Bh-length (m) = 533.70 T (m ² /s) = 2.25E-8 PFL confidence= Certain	Adjusted secup (m) =533.52 Fract_interpret / Varcod= open fracture Frac.interp. confidence= Probable PFL-anom. confidence= 2	
44b		Adjusted secup (m) =533.53 Fract_interpret / Varcod= open fracture Frac.interp. confidence= Possible PFL-anom. confidence= 2	
44c		Adjusted secup (m) =533.53 Fract_interpret / Varcod= open fracture Frac.interp. confidence= Possible PFL-anom. confidence= 2	
44d		Adjusted secup (m) =533.62 Fract_interpret / Varcod= partly open fracture Frac.interp. confidence= Certain PFL-anom. confidence= 1	

Table A3b-32. KFM03A. Interpretation of PFL measurements and BOREMAP data

PFL anom. No	PFL anom data	Boremap data	BIPS Image
45	Bh-length (m) = 642.20 T (m ² /s) = 1.53E-8 PFL confidence= Certain	Adjusted secup (m) =642.29 Fract_interpret / Varcodes= open fracture Frac.interp. confidence= Probable PFL-anom. confidence= 1	

Table A3b-33. KFM03A. Interpretation of PFL measurements and BOREMAP data

PFL anom. No	PFL anom data	Boremap data	BIPS Image
46a	Bh-length (m) = 643.90 T (m ² /s) = 2.48E-6 PFL confidence= Certain	Adjusted secup (m) =643.89 Fract_interpret / Varcodes= open fracture Frac.interp. confidence= Certain PFL-anom. confidence= 1	
46b	Adjusted secup (m) =643.91 Fract_interpret / Varcodes= open fracture Frac.interp. confidence= Certain PFL-anom. confidence= 1		
46c	Adjusted secup (m) =643.94 Fract_interpret / Varcodes= open fracture Frac.interp. confidence= Certain PFL-anom. confidence= 1		

Table A3b-34. KFM03A. Interpretation of PFL measurements and BOREMAP data

PFL anom. No	PFL anom data	Boremap data	BIPS Image
47a	Bh-length (m) = 803.80 T (m ² /s) = 1.40E-8 PFL confidence= Certain	Adjusted secup (m) =803.69 Fract_interpret / Varcod= open fracture Frac.interp. confidence= Certain PFL-anom. confidence= 2	
47b	Adjusted secup (m) =803.78 Fract_interpret / Varcod= open fracture Frac.interp. confidence= Certain PFL-anom. confidence= 1		
47c	Adjusted secup (m) =803.84 Fract_interpret / Varcod= open fracture Frac.interp. confidence= Certain PFL-anom. confidence= 1		
47d	Adjusted secup (m) =803.90 Fract_interpret / Varcod= open fracture Frac.interp. confidence= Probable PFL-anom. confidence= 1		

Table A3b-35. KFM03A. Interpretation of PFL measurements and BOREMAP data

PFL anom. No	PFL anom data	Boremap data	BIPS Image
48a	Bh-length (m) = 813.70 T (m ² /s) = 1.46E-8 PFL confidence= Certain	Adjusted secup (m) =813.73 Fract_interpret / Varcod= open fracture Frac.interp. confidence= Certain PFL-anom. confidence= 1	
48b		Adjusted secup (m) =813.75 Fract_interpret / Varcod= open fracture Frac.interp. confidence= Certain PFL-anom. confidence= 1	
48c		Adjusted secup (m) =813.80 Fract_interpret / Varcod= open fracture Frac.interp. confidence= Certain PFL-anom. confidence= 1	
48d		Adjusted secup (m) =813.84 Fract_interpret / Varcod= open fracture Frac.interp. confidence= Certain PFL-anom. confidence= 2	

Table A3b-36. KFM03A. Interpretation of PFL measurements and BOREMAP data

PFL anom. No	PFL anom data	Boremap data	BIPS Image
49a	Bh-length (m) = 944.20 T (m ² /s) = 3.28E-7 PFL confidence= Certain	Adjusted secup (m) =944.10 Fract_interpret / Varcode= open fracture Frac.interp. confidence= Possible PFL-anom. confidence= 1	
49b		Adjusted secup (m) =944.13 Fract_interpret / Varcode= open fracture Frac.interp. confidence= Possible PFL-anom. confidence= 1	
49c		Adjusted secup (m) =944.27 Fract_interpret / Varcode= open fracture Frac.interp. confidence= Certain PFL-anom. confidence= 1	
49d		Adjusted secup (m) =944.29 Fract_interpret / Varcode= partly open fracture Frac.interp. confidence= Certain PFL-anom. confidence= 1	
49e		Adjusted secup (m) =944.31 Fract_interpret / Varcode= partly open fracture Frac.interp. confidence= Certain PFL-anom. confidence= 2	

Table A3b-37. KFM03A. Interpretation of PFL measurements and BOREMAP data

PFL anom. No	PFL anom data	Boremap data	BIPS Image
50a	Bh-length (m) = 946.80 T (m ² /s) = 1.84E-8 PFL confidence= Uncertain	Adjusted secup (m) = 946.75 Fract_interpret / Varcodes = sealed fr. Frac.interp. confidence= Probable PFL-anom. confidence= 1	
50b		Adjusted secup (m) = 946.88 Fract_interpret / Varcodes = sealed fr. Frac.interp. confidence= Probable PFL-anom. confidence= 1 Nearest open fracture secup (m) 944.75	
51a	Bh-length (m) = 986.20 T (m ² /s) = 1.89E-7 PFL confidence= Certain	Adjusted secup (m) = 986.42 Fract_interpret / Varcodes = partly open fracture Frac.interp. confidence= Certain PFL-anom. confidence= 3	
51b		Adjusted secup (m) = 986.74 Fract_interpret / Varcodes = open fracture Frac.interp. confidence= Certain PFL-anom. confidence= 3 Same fractures corresponding to anomaly no 52	

Table A3b-38. KFM03A. Interpretation of PFL measurements and BOREMAP data


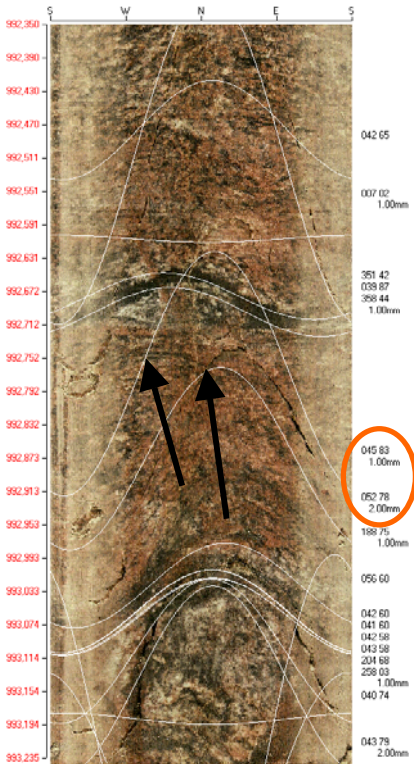
PFL anom. No	PFL anom data	Boremap data	BIPS Image
52a	Bh-length (m) = 986.50 T (m ² /s) = 8.90E-9 PFL confidence= Uncertain	Adjusted secup (m) =986.42 Fract_interpret / Varcodes= partly open fracture Frac.interp. confidence= Certain PFL-anom. confidence= 1	
52b		Adjusted secup (m) =986.74 Fract_interpret / Varcodes= open fracture Frac.interp. confidence= Certain PFL-anom. confidence= 1 Same fractures corresponding to anomaly no 51	
53a	Bh-length (m) = 992.90 T (m ² /s) = 4.22E-8 PFL confidence= Certain	Adjusted secup (m) =992.77 Fract_interpret / Varcodes= partly open fracture Frac.interp. confidence= Certain PFL-anom. confidence= 2	
53b		Adjusted secup (m) =992.87 Fract_interpret / Varcodes= open fracture Frac.interp. confidence= Certain PFL-anom. confidence= 1	

Table A3b-39. KFM03A. Interpretation of PFL measurements and BOREMAP data

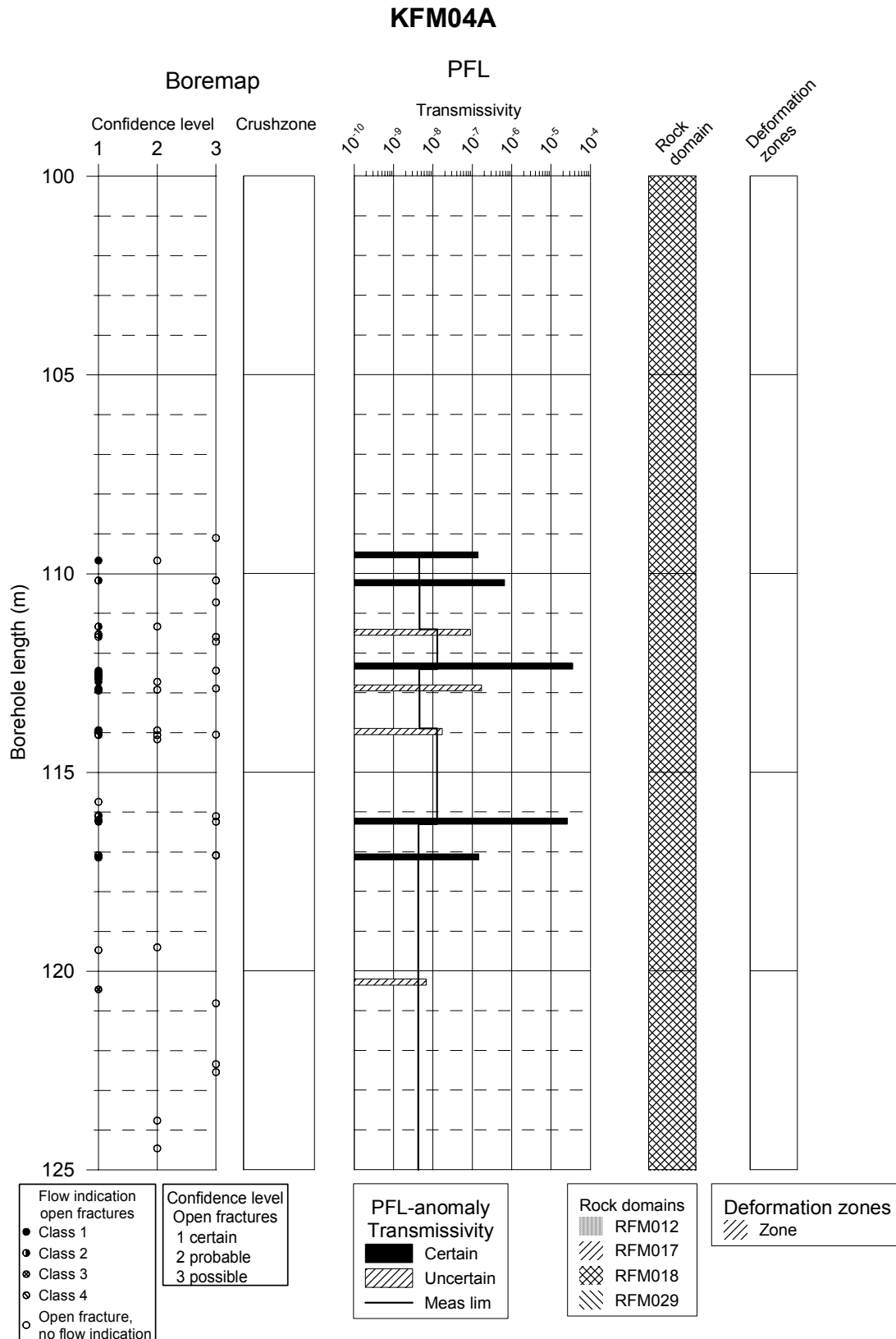
PFL anom. No	PFL anom data	Boremap data	BIPS Image
54a	Bh-length (m) = 993.80 T (m ² /s) = 4.85E-8 PFL confidence= Certain	Adjusted secup (m) =993.84 Fract_interpret / Varcodes= open fracture Frac.interp. confidence= Probable PFL-anom. confidence= 1	<p>The BIPS image displays a vertical cross-section of a borehole with depth markers on the left (993.395 to 994.280) and right (189.75 to 088.32). Fracture patterns are overlaid as white lines. Two black arrows point to specific features. Two orange circles highlight values: 042.74 (1.00mm) and 056.78 (2.00mm). The image is oriented with West (W), North (N), East (E), and South (S) directions indicated at the top.</p>
54b		Adjusted secup (m) =993.94 Fract_interpret / Varcodes= open fracture Frac.interp. confidence= Certain PFL-anom. confidence= 2	

Table A3b-40. KFM03A. Interpretation of PFL measurements and BOREMAP data

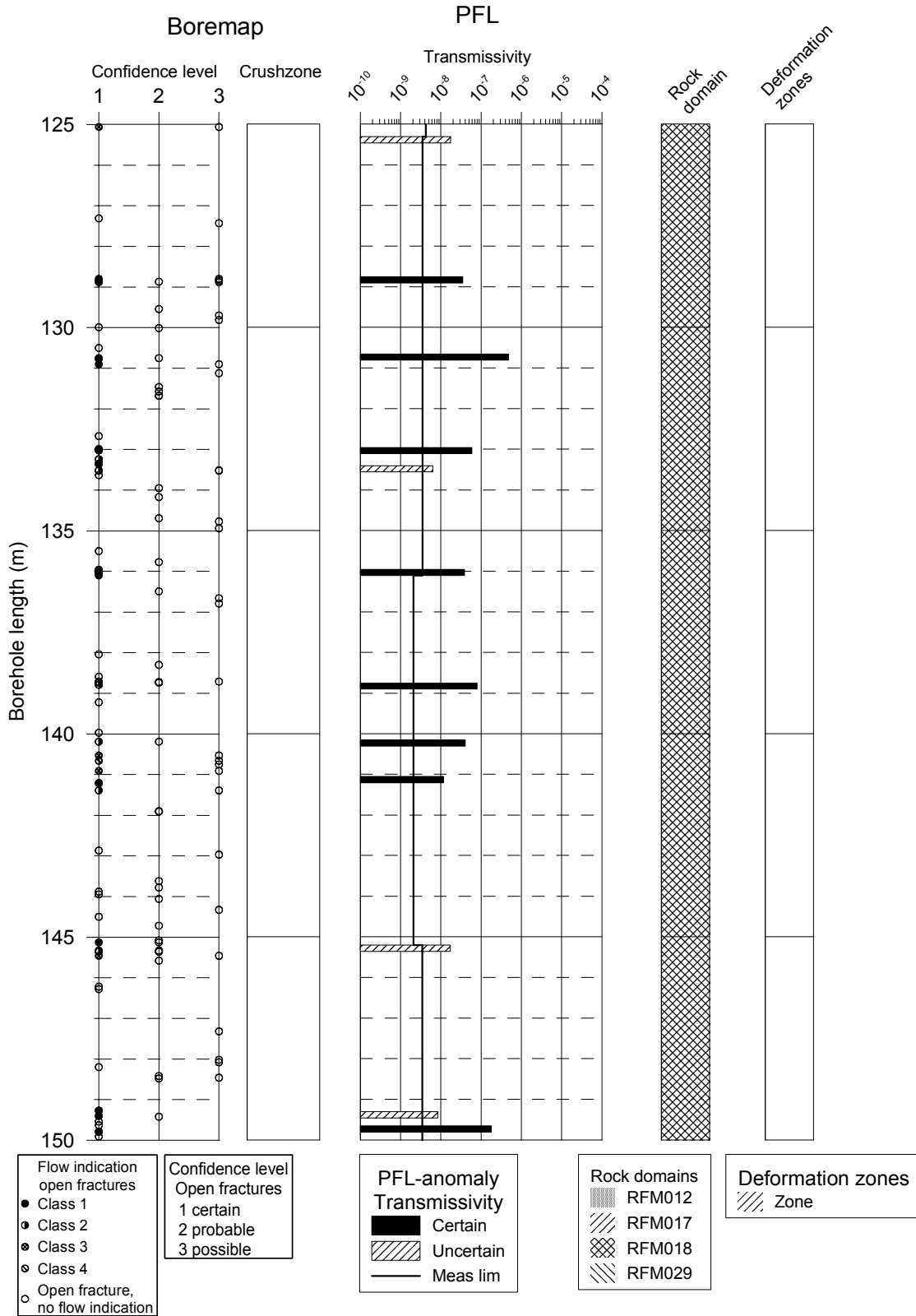
PFL anom. No	PFL anom data	Boremap data	BIPS Image
55a	Bh-length (m) = 994.00 T (m ² /s) = 1.76E-8 PFL confidence= Uncertain	Adjusted secup (m) =993.94 Fract_interpret / Varcodes= open fracture Frac.interp. confidence= Certain PFL-anom. confidence= 1 Same fracture as 54b	<p>The BIPS image displays a vertical cross-section of a borehole with depth markers on the left (993.637 to 994.521) and right (189.76 to 041.80). Fracture patterns are overlaid on the image, with three black arrows pointing to specific features. On the right side, three fracture identifiers are circled in orange: 056 78, 057 85, and 057 81. The image is oriented with West (W), North (N), East (E), and South (S) directions indicated at the top.</p>
55b		Adjusted secup (m) =993.97 Fract_interpret / Varcodes= partly open fracture Frac.interp. confidence= Possible PFL-anom. confidence= 1	
55c		Adjusted secup (m) =993.98 Fract_interpret / Varcodes= partly open fracture Frac.interp. confidence= Certain PFL-anom. confidence= 1	

KFM04A

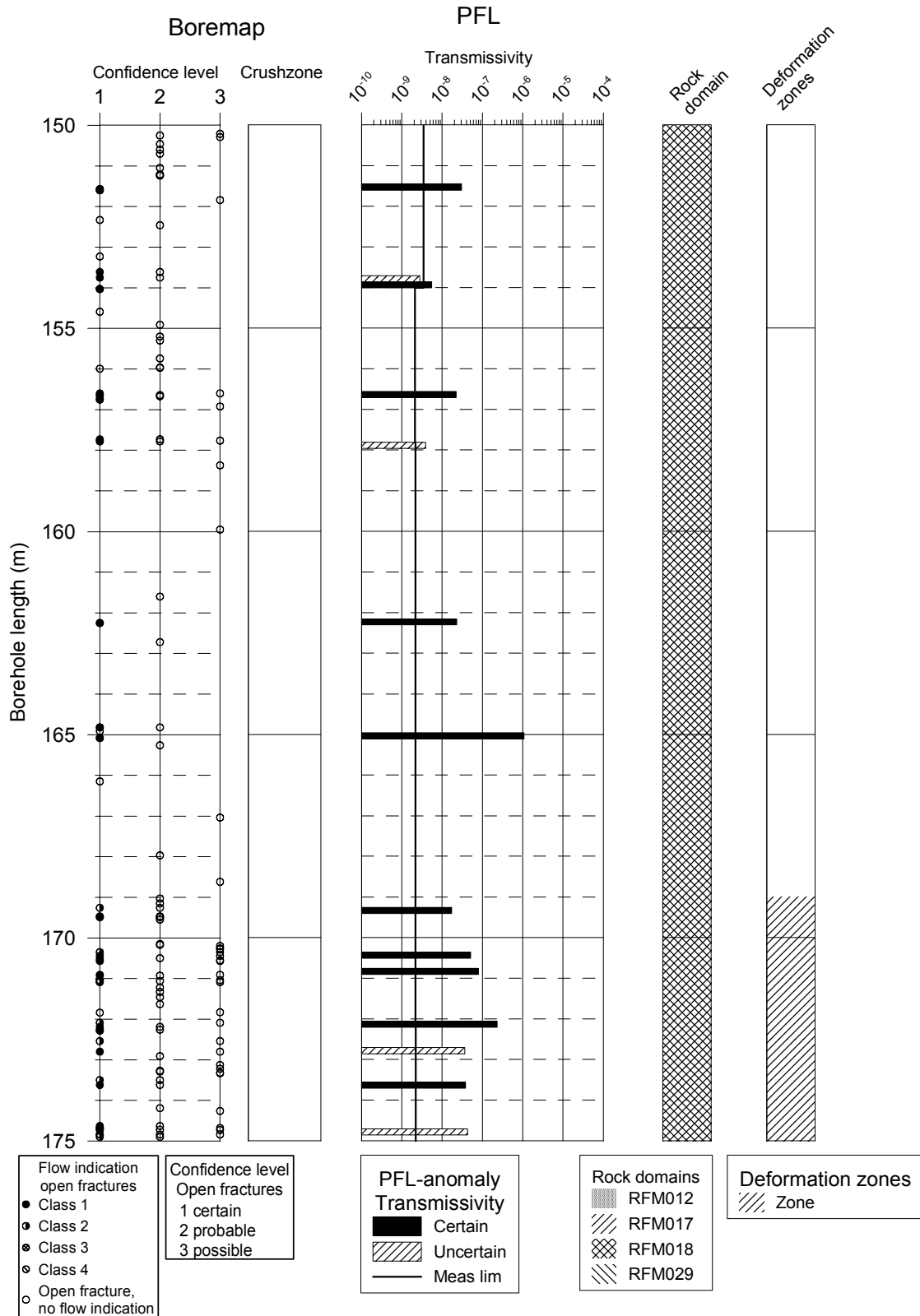
In this appendix plots showing Flow log anomalies to core mapped features in KFM04A for every 25 m of the borehole are found.



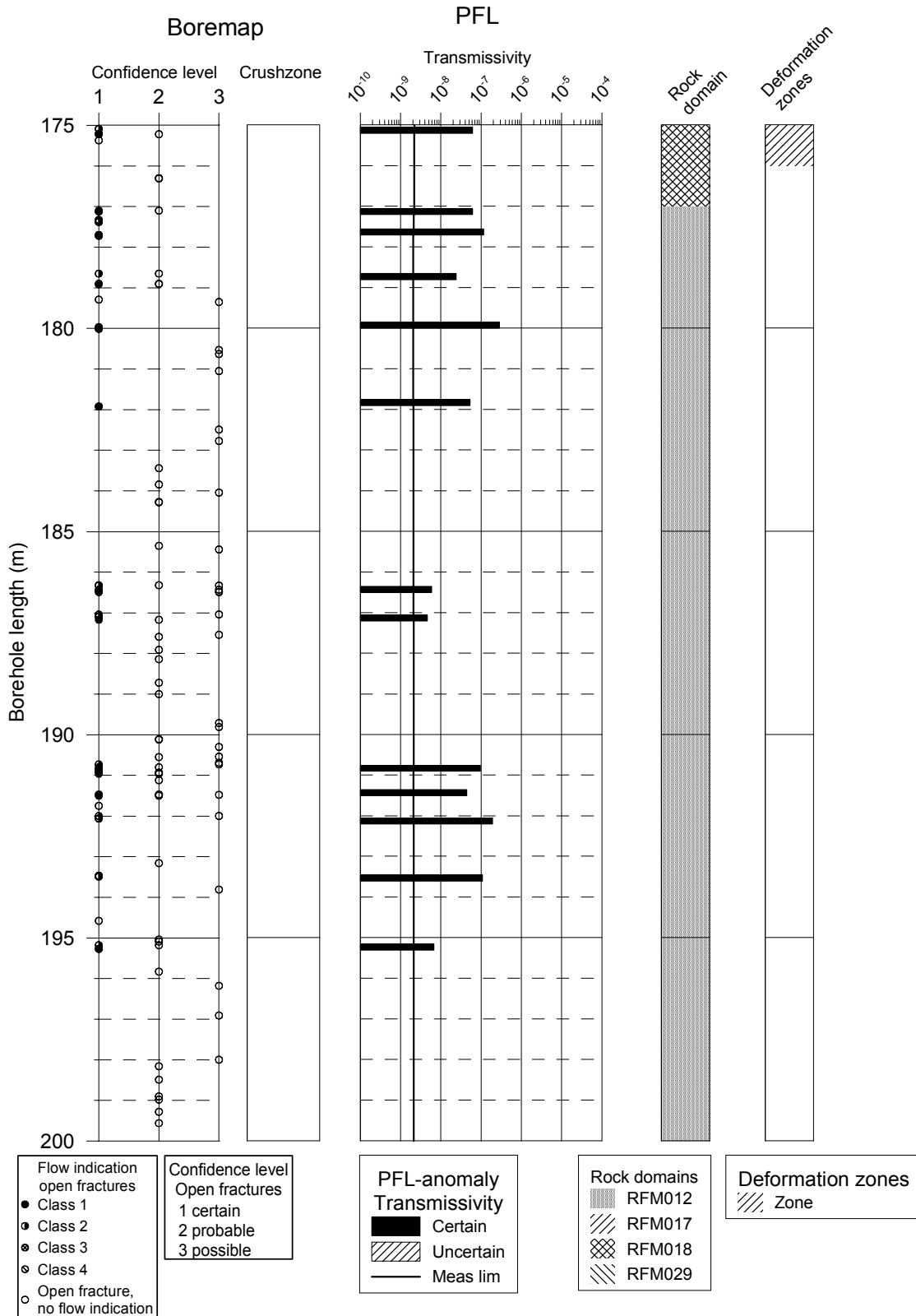
KFM04A



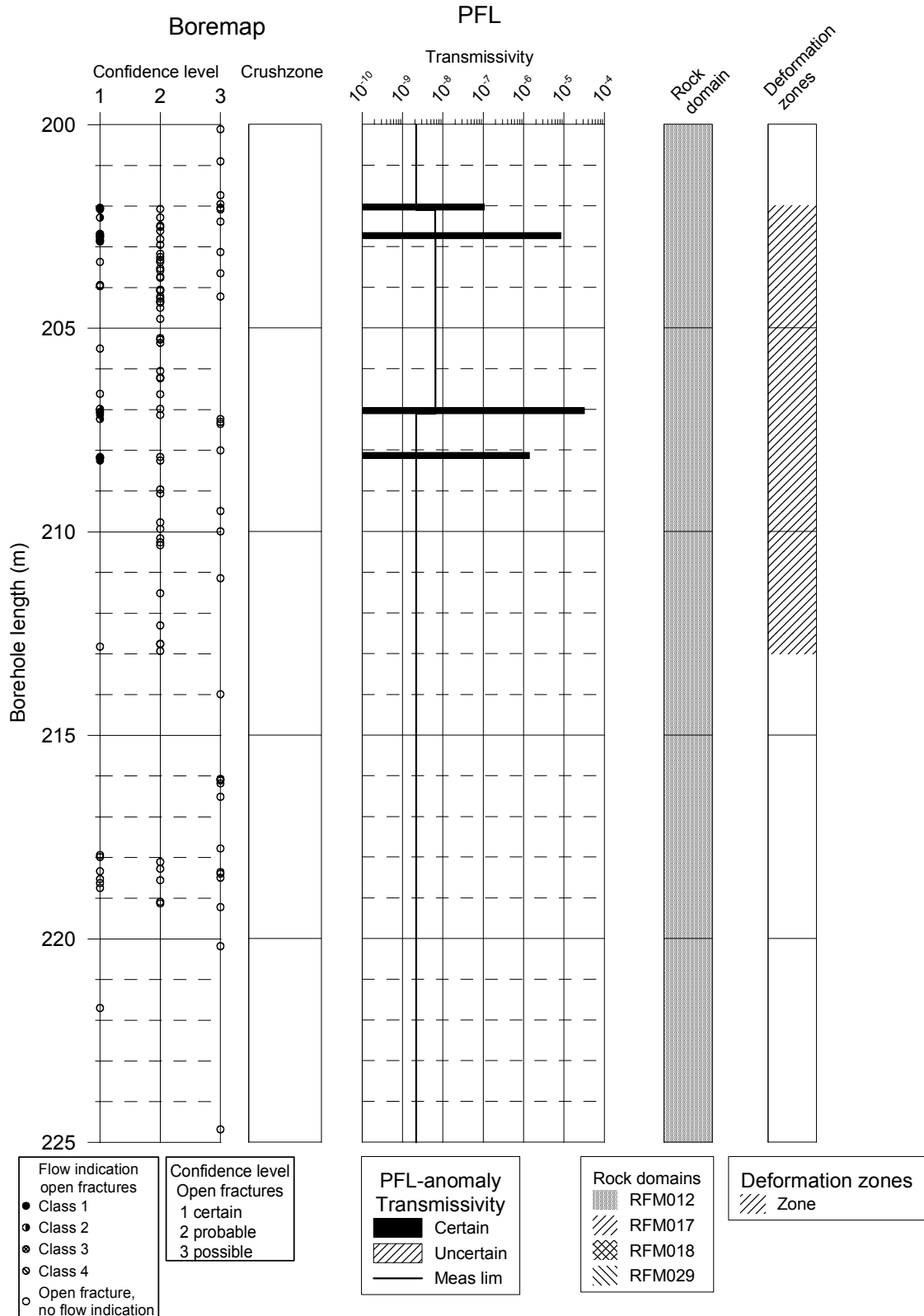
KFM04A



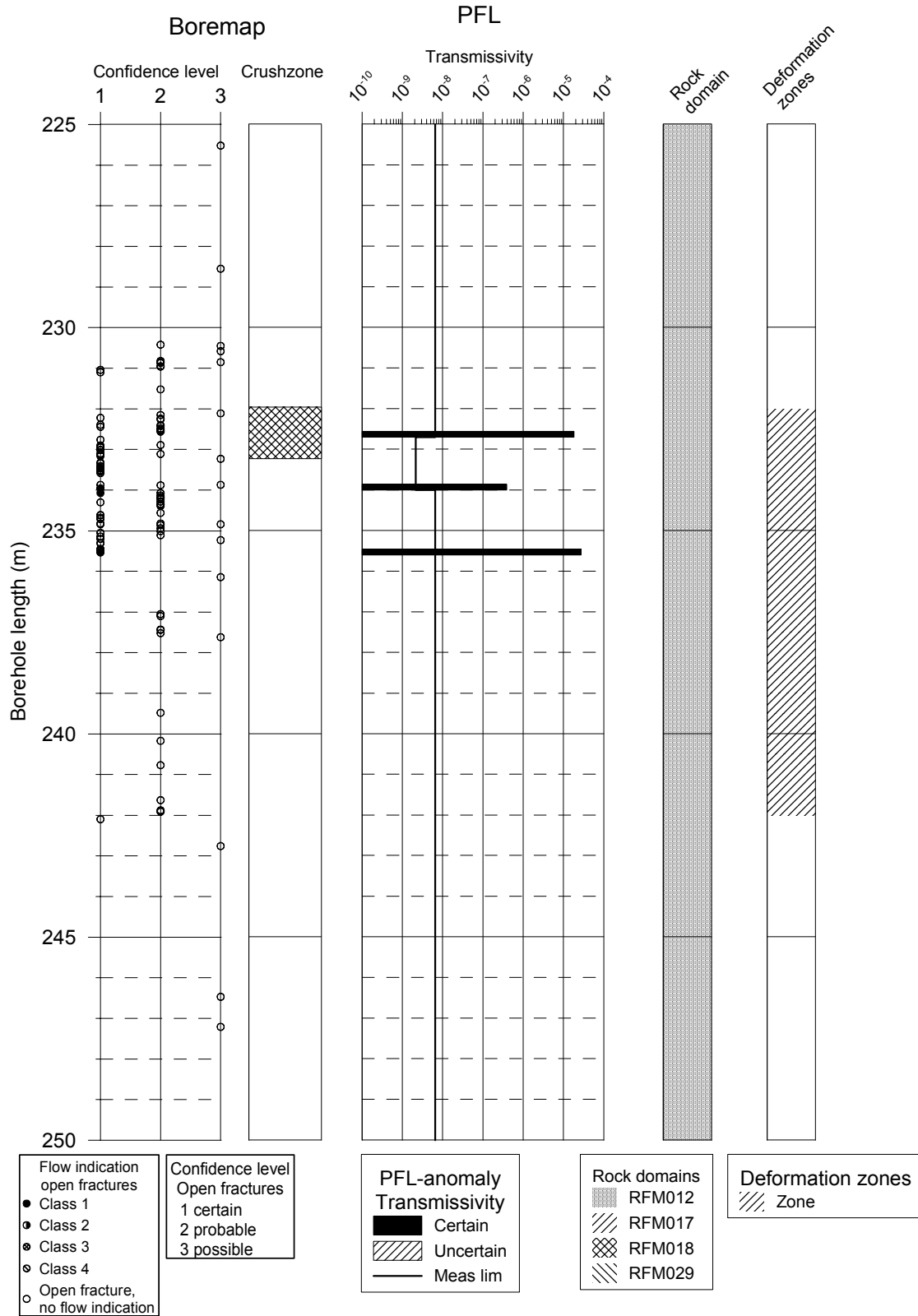
KFM04A



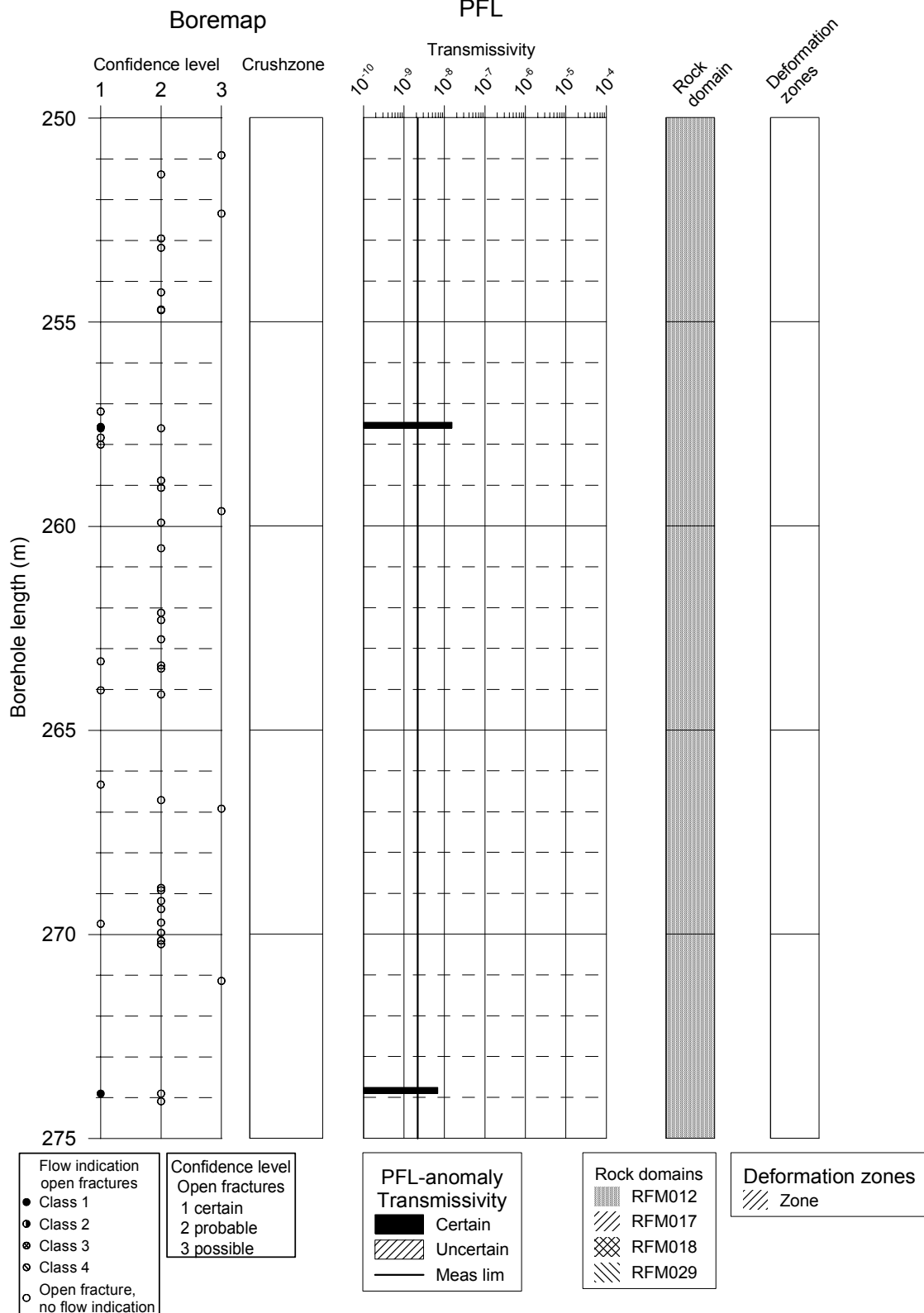
KFM04A



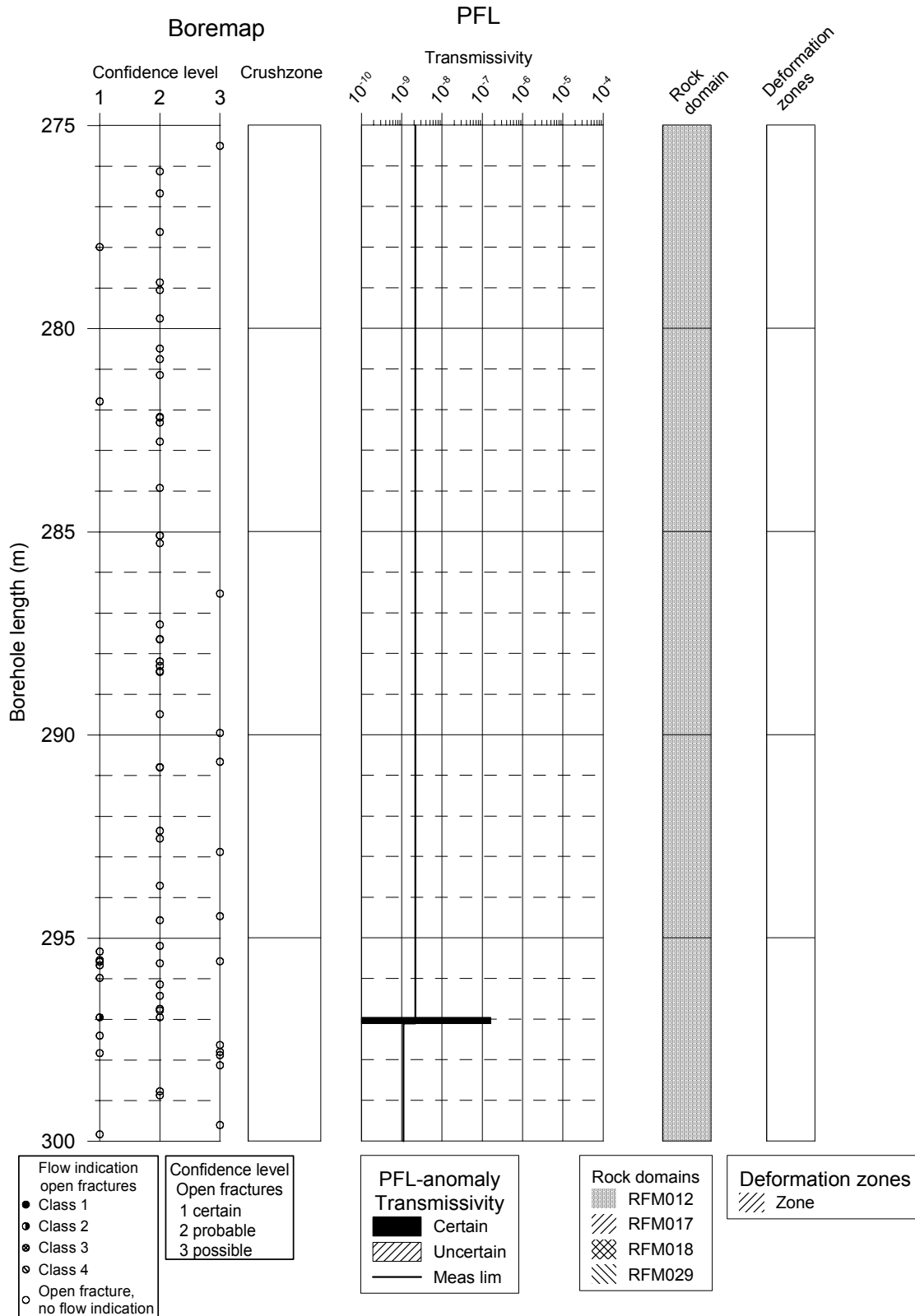
KFM04A



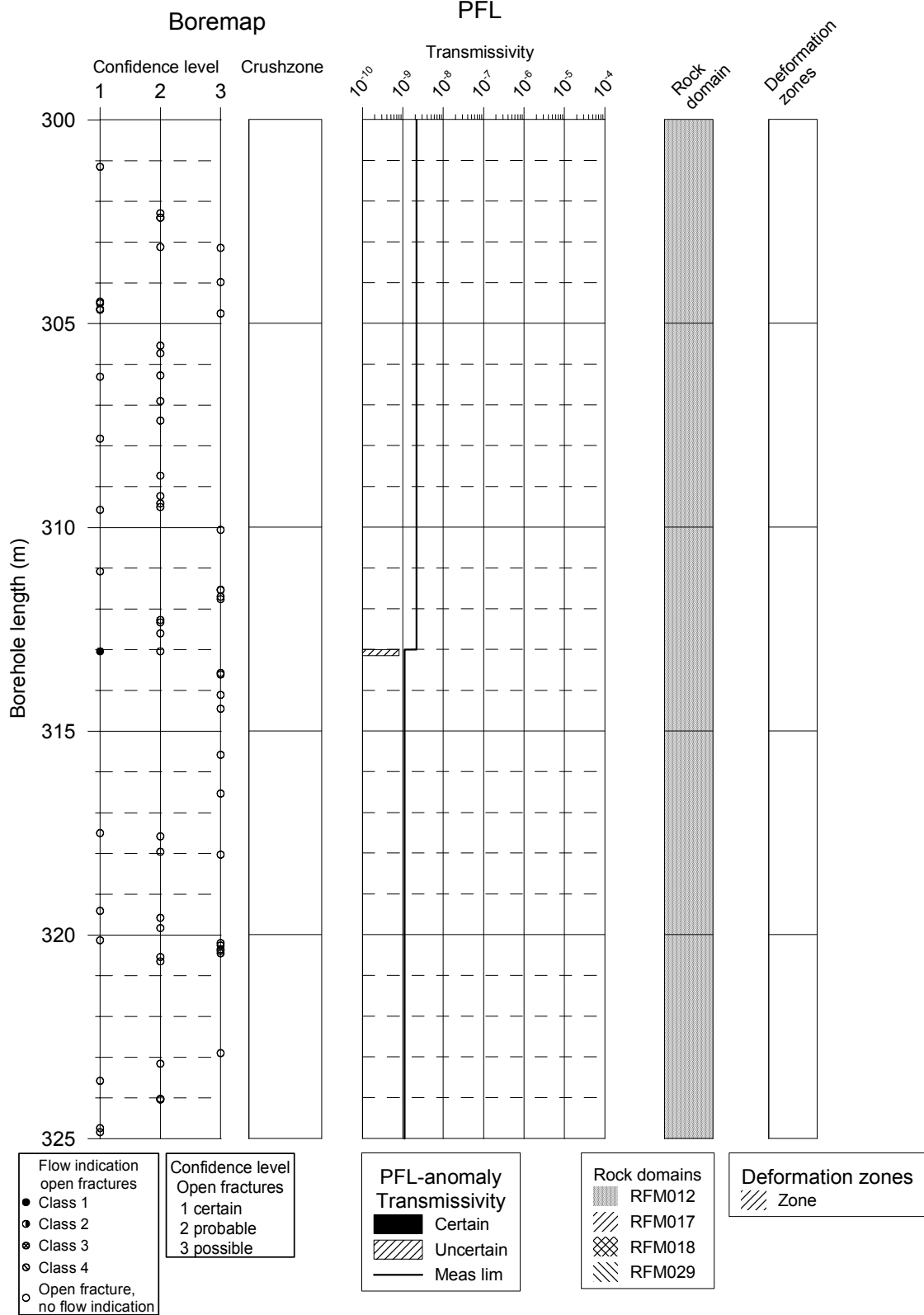
KFM04A



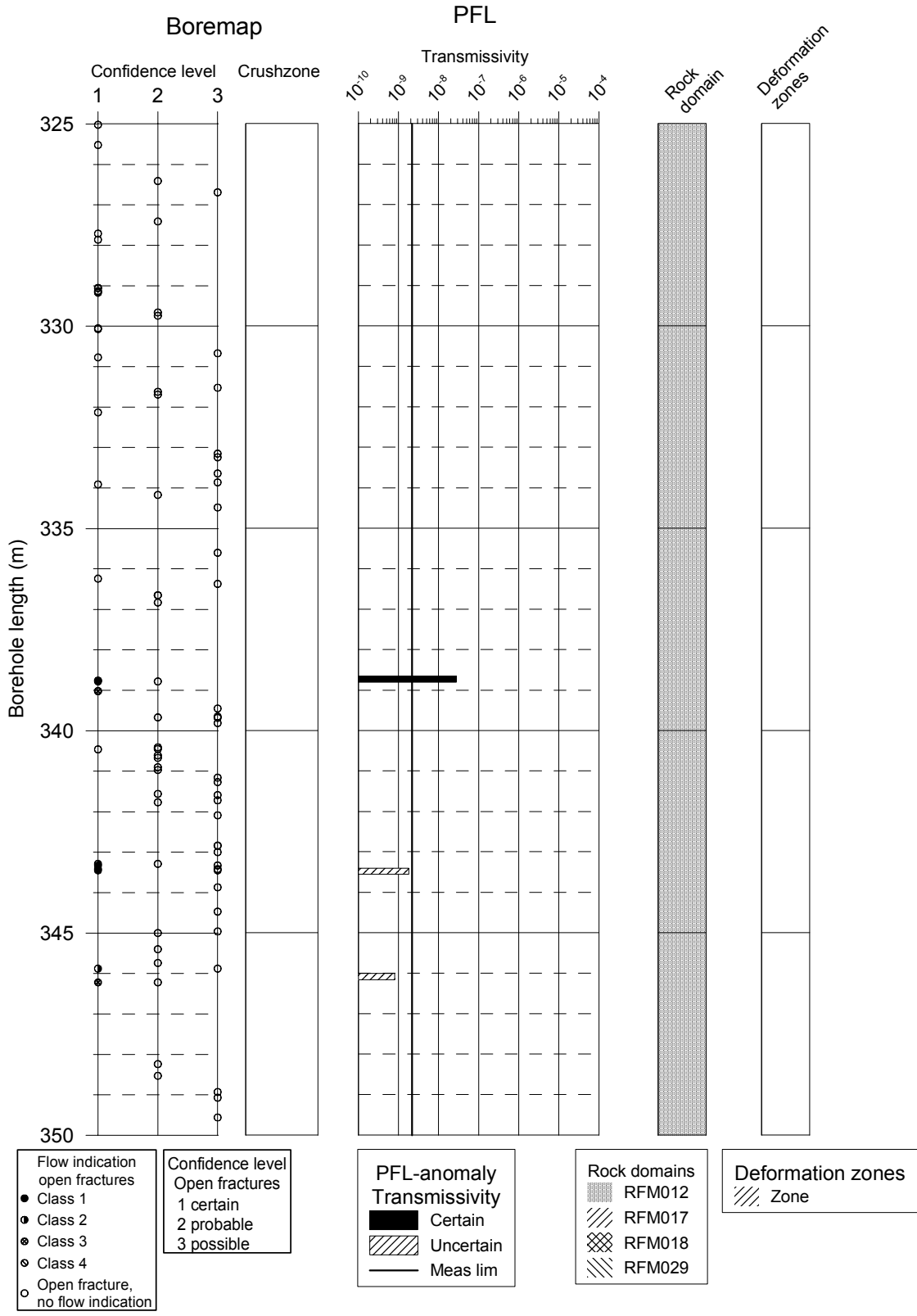
KFM04A



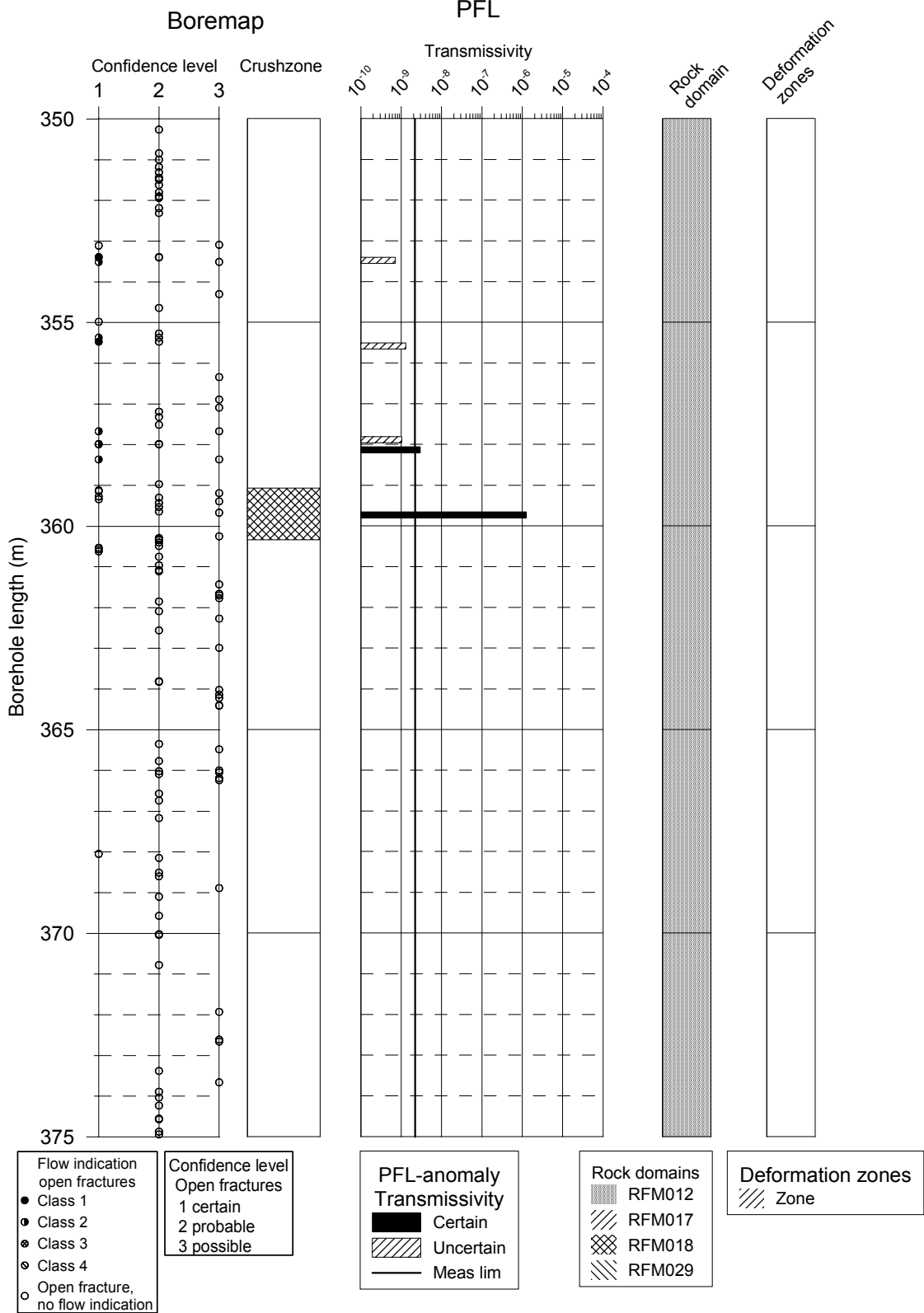
KFM04A



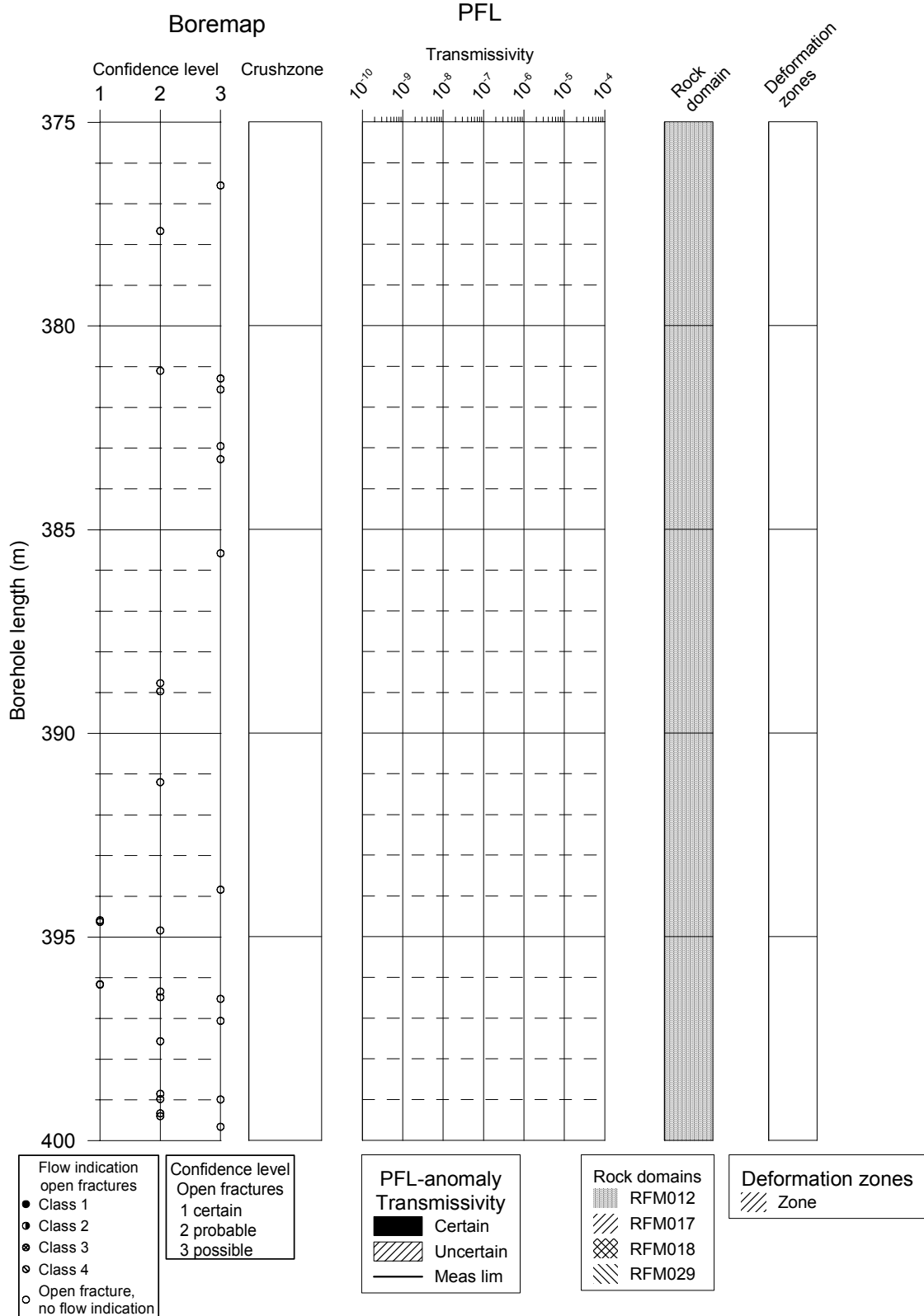
KFM04A



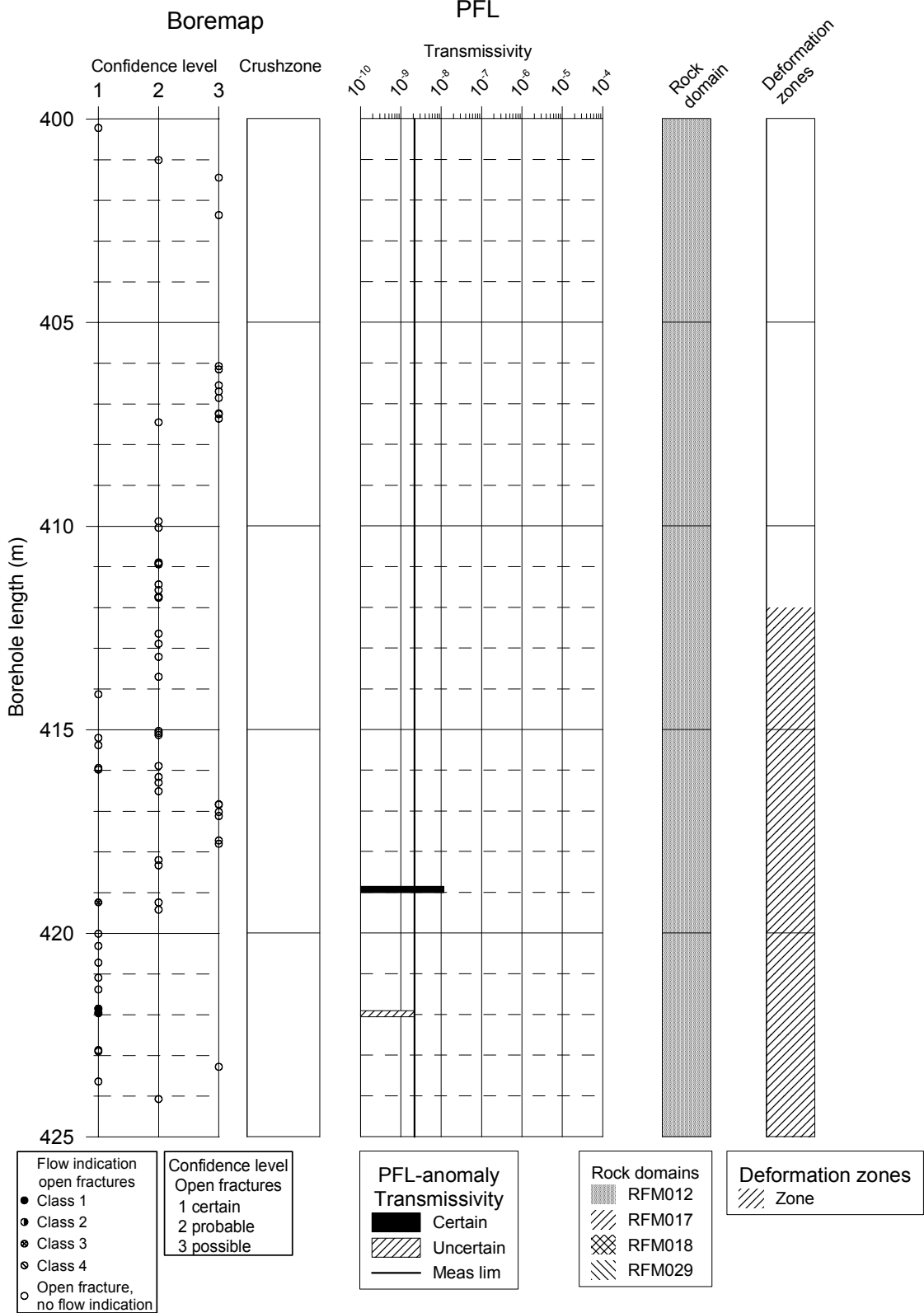
KFM04A



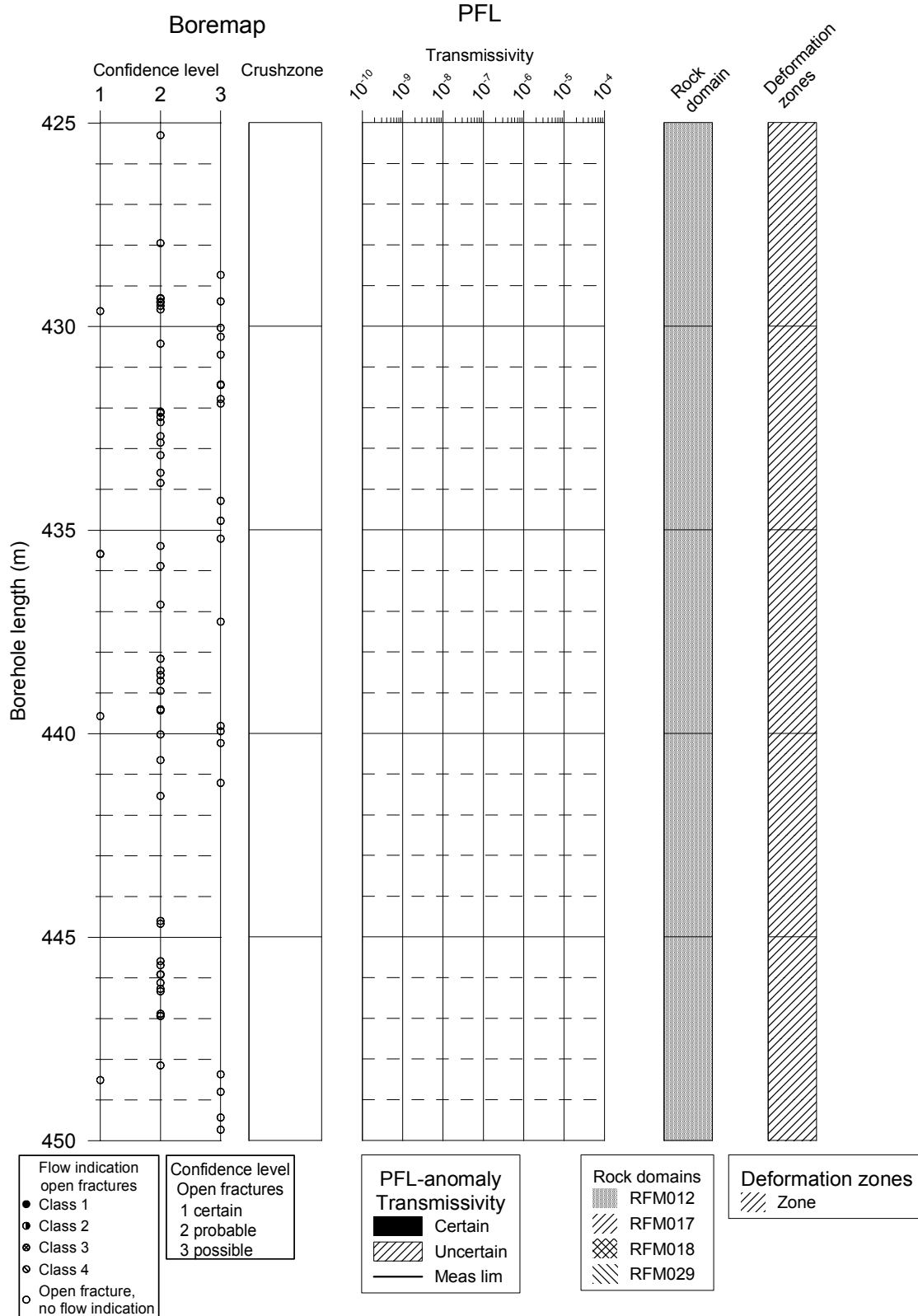
KFM04A



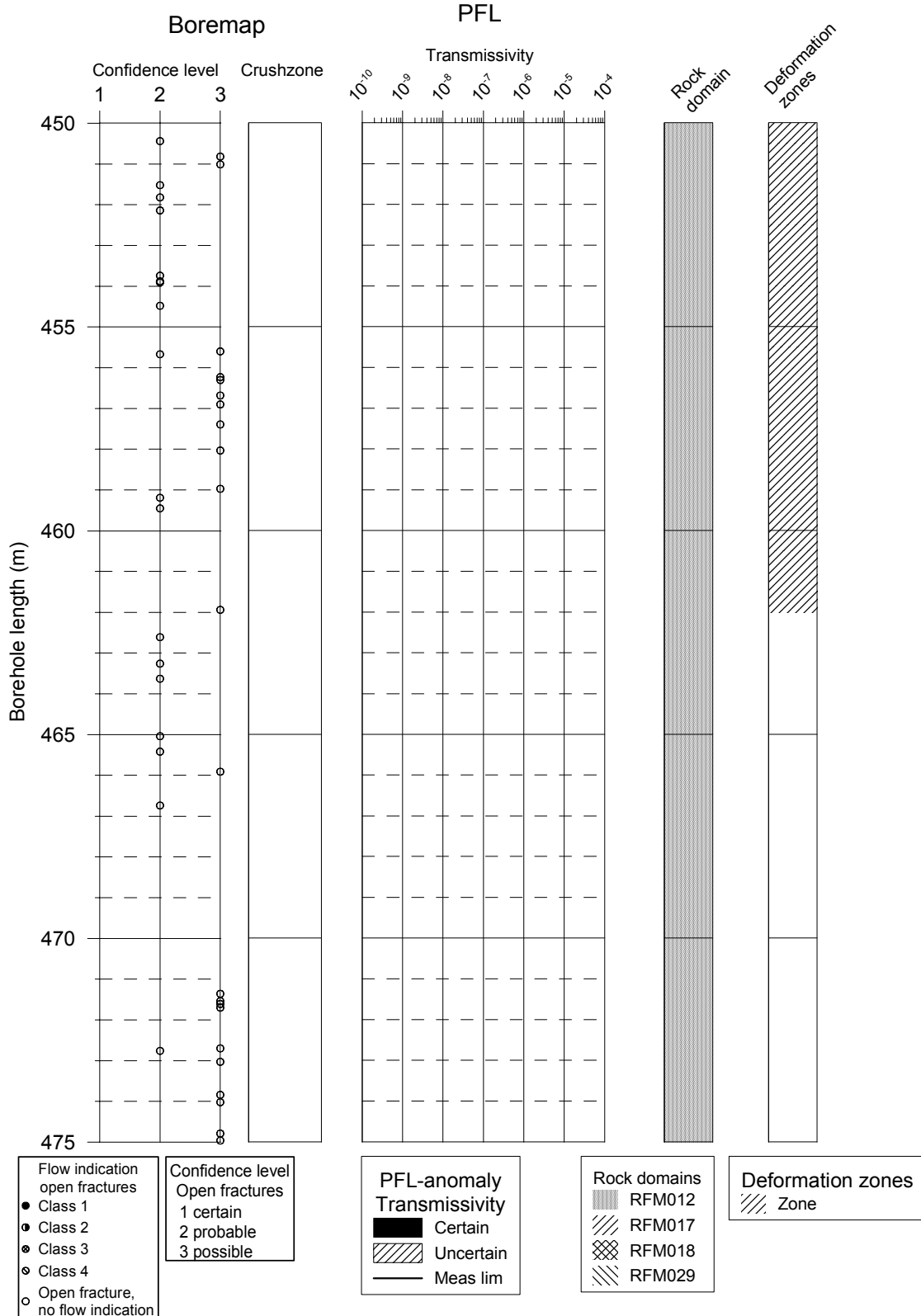
KFM04A



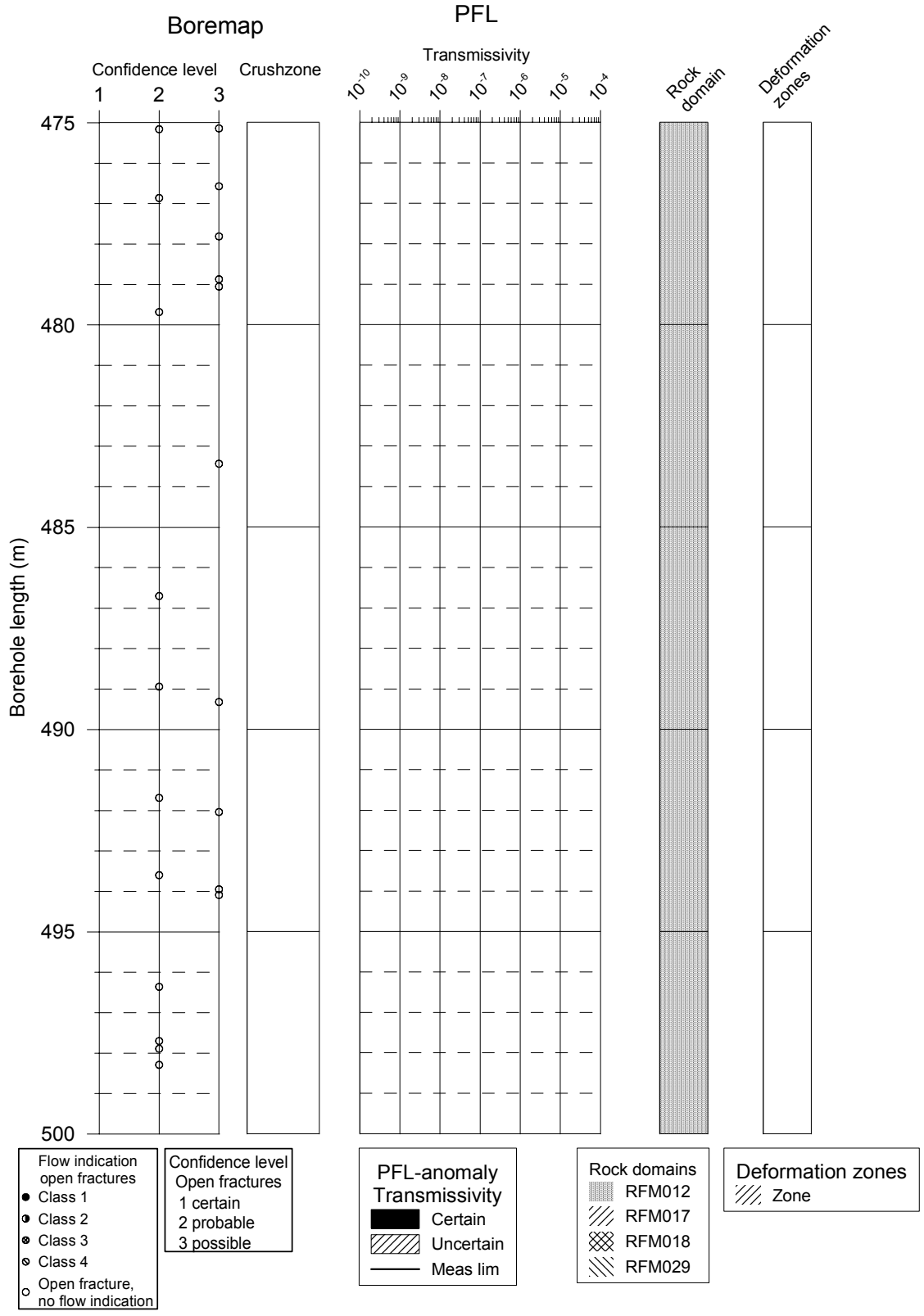
KFM04A



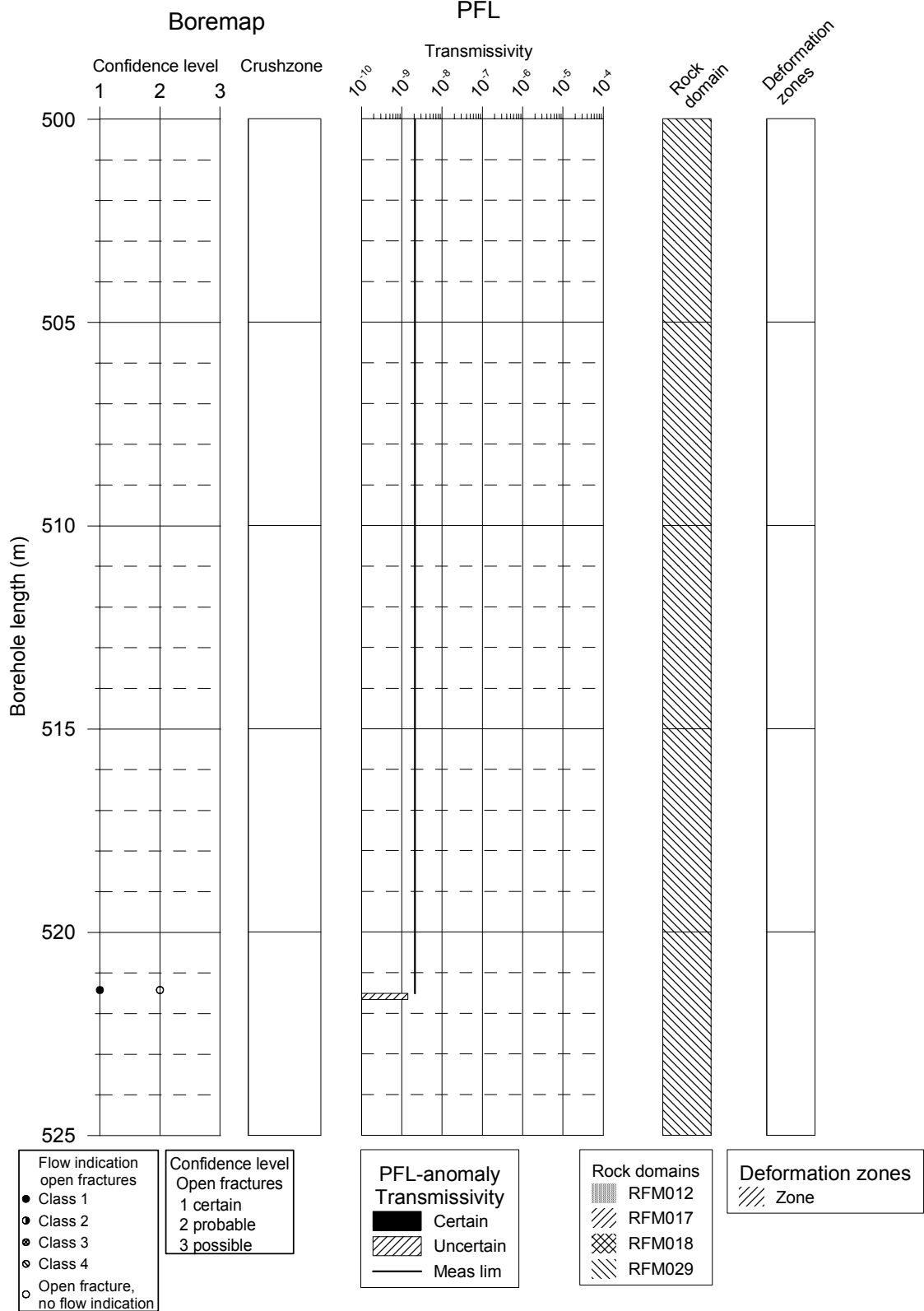
KFM04A



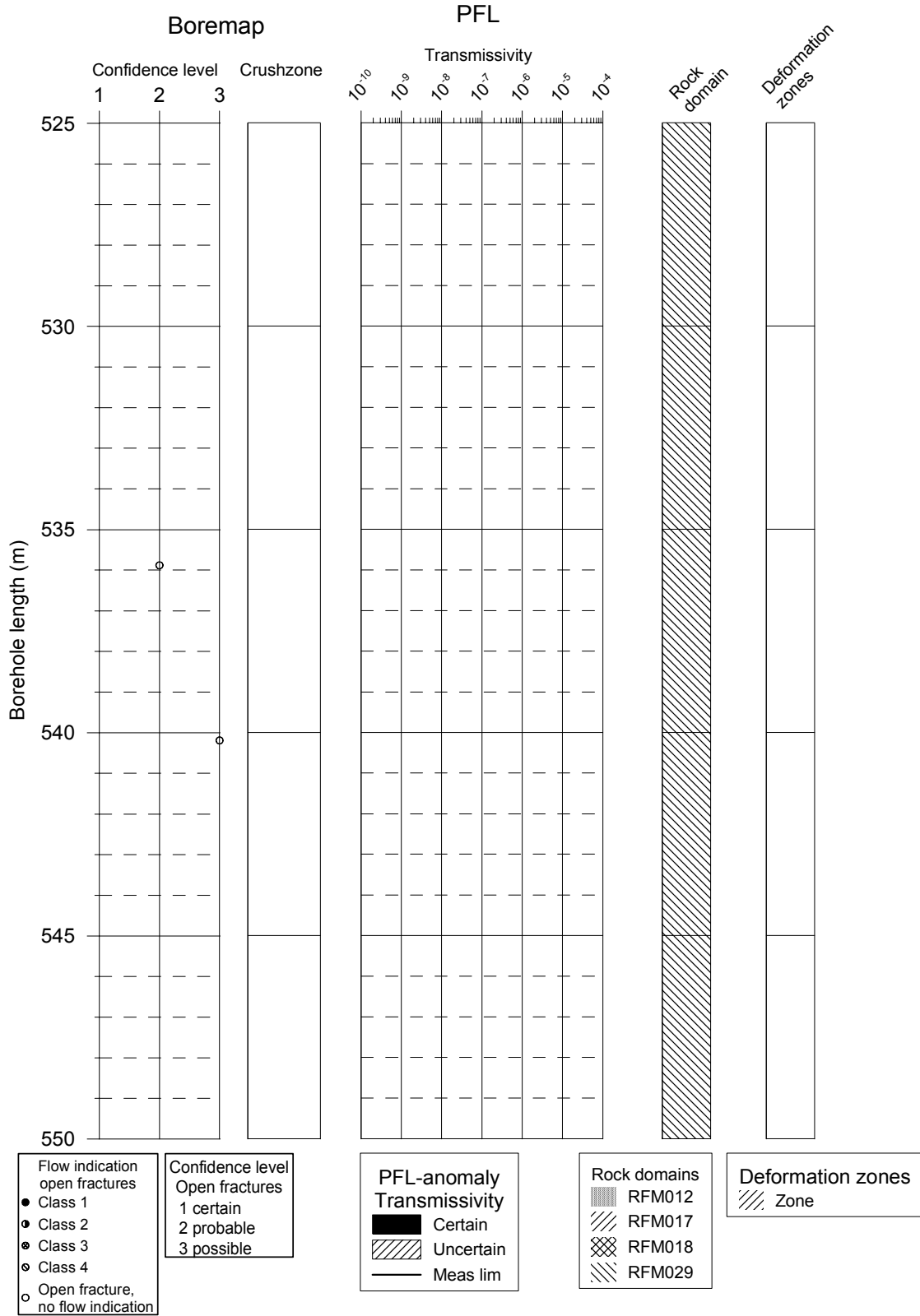
KFM04A



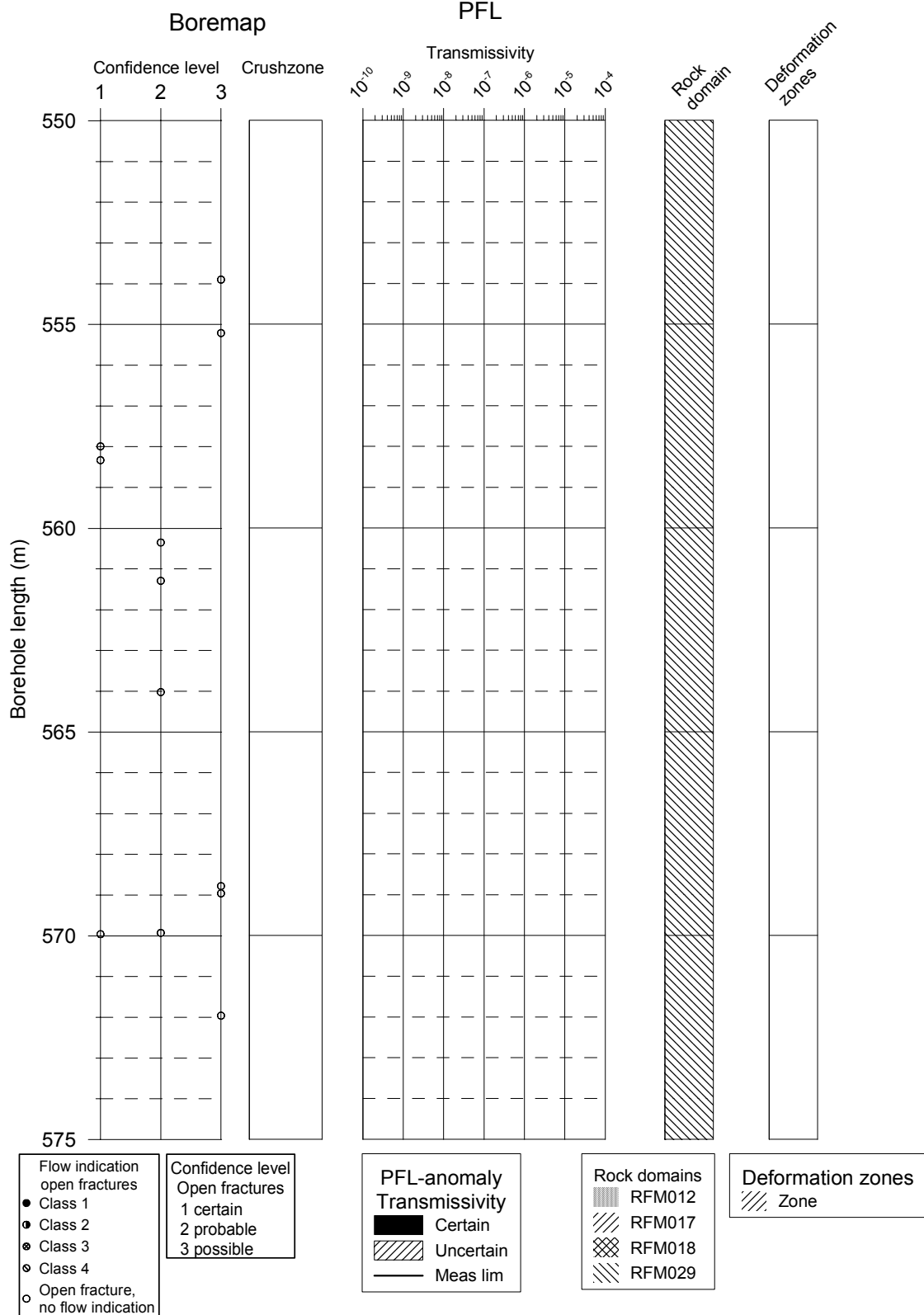
KFM04A



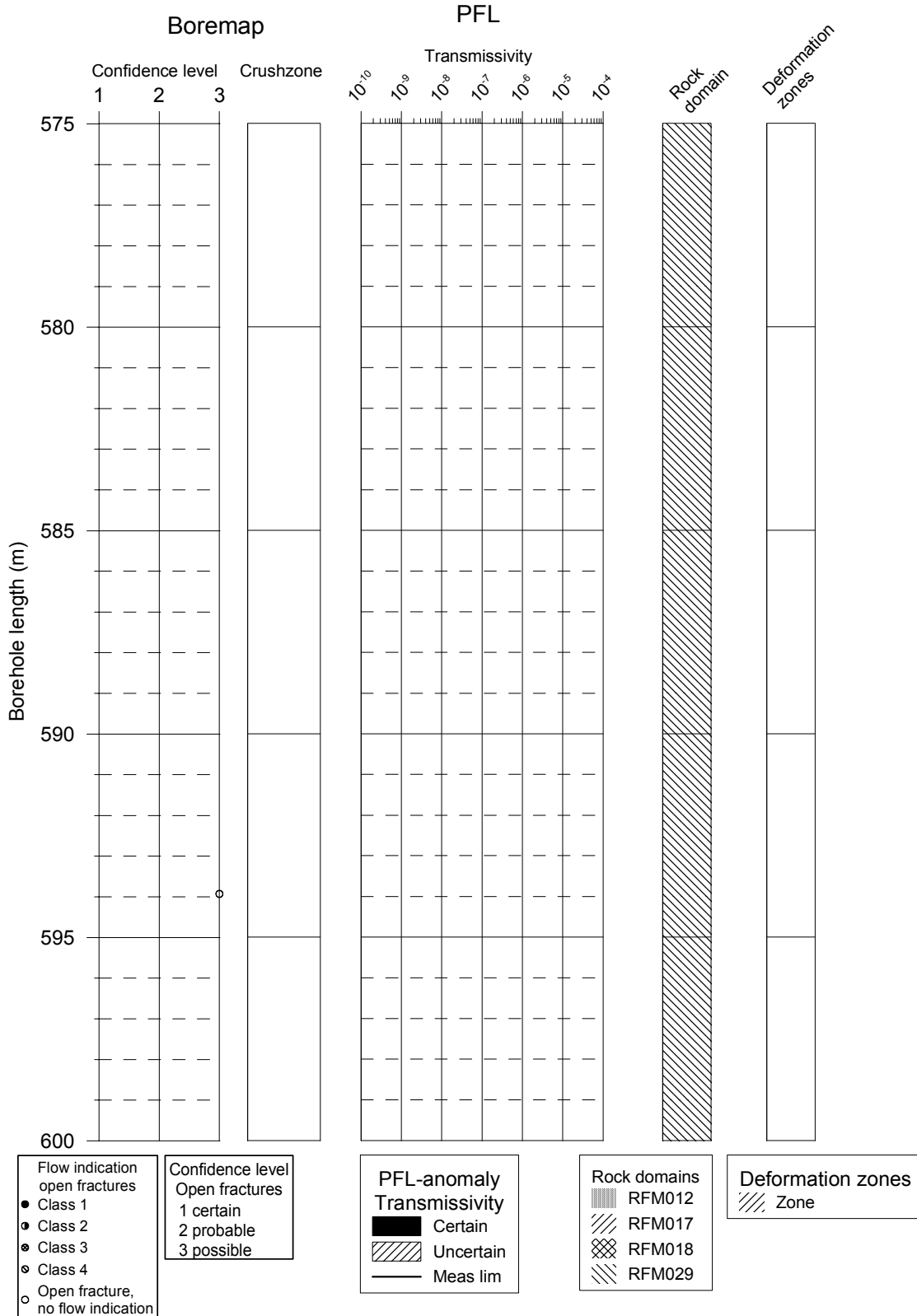
KFM04A



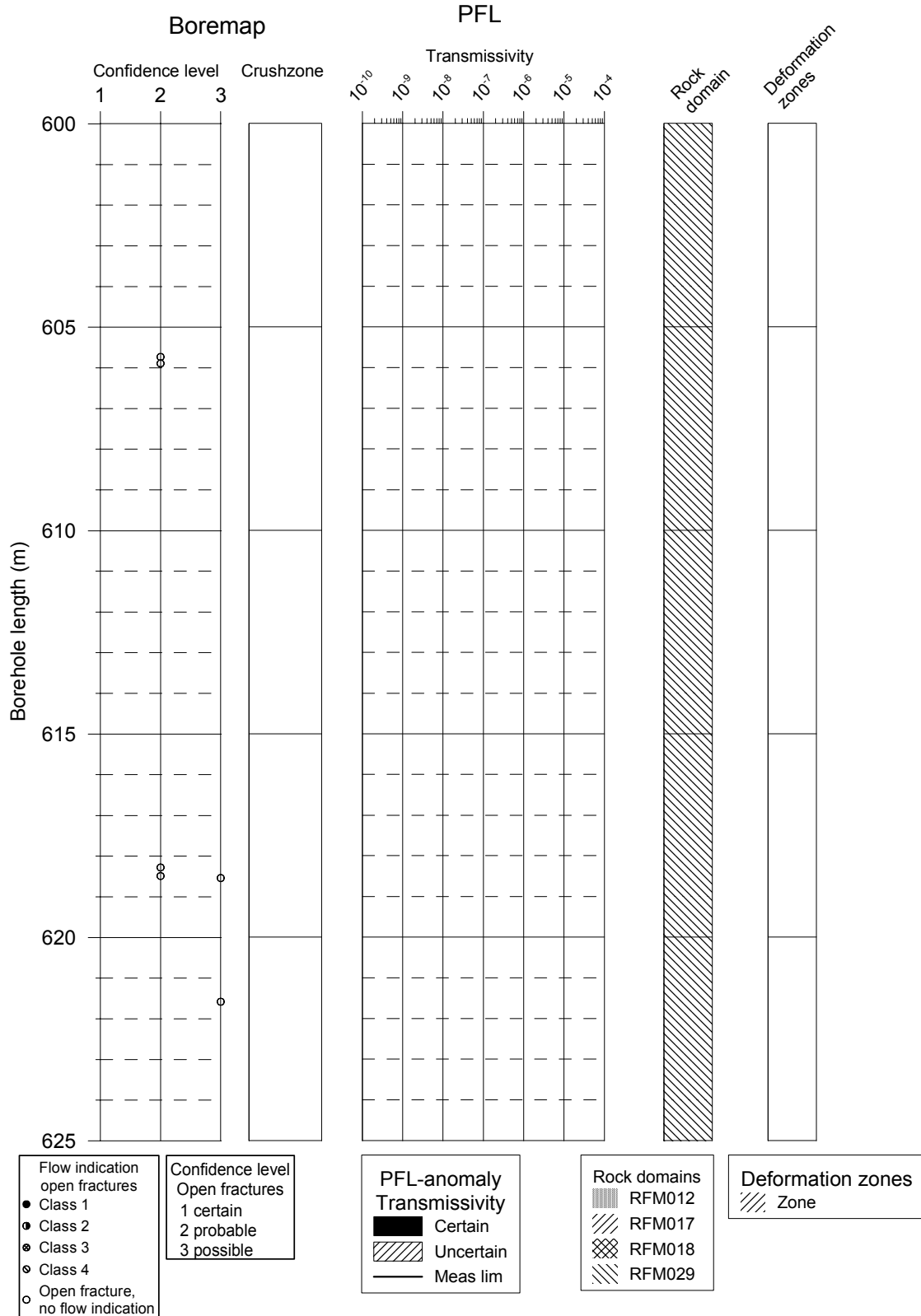
KFM04A



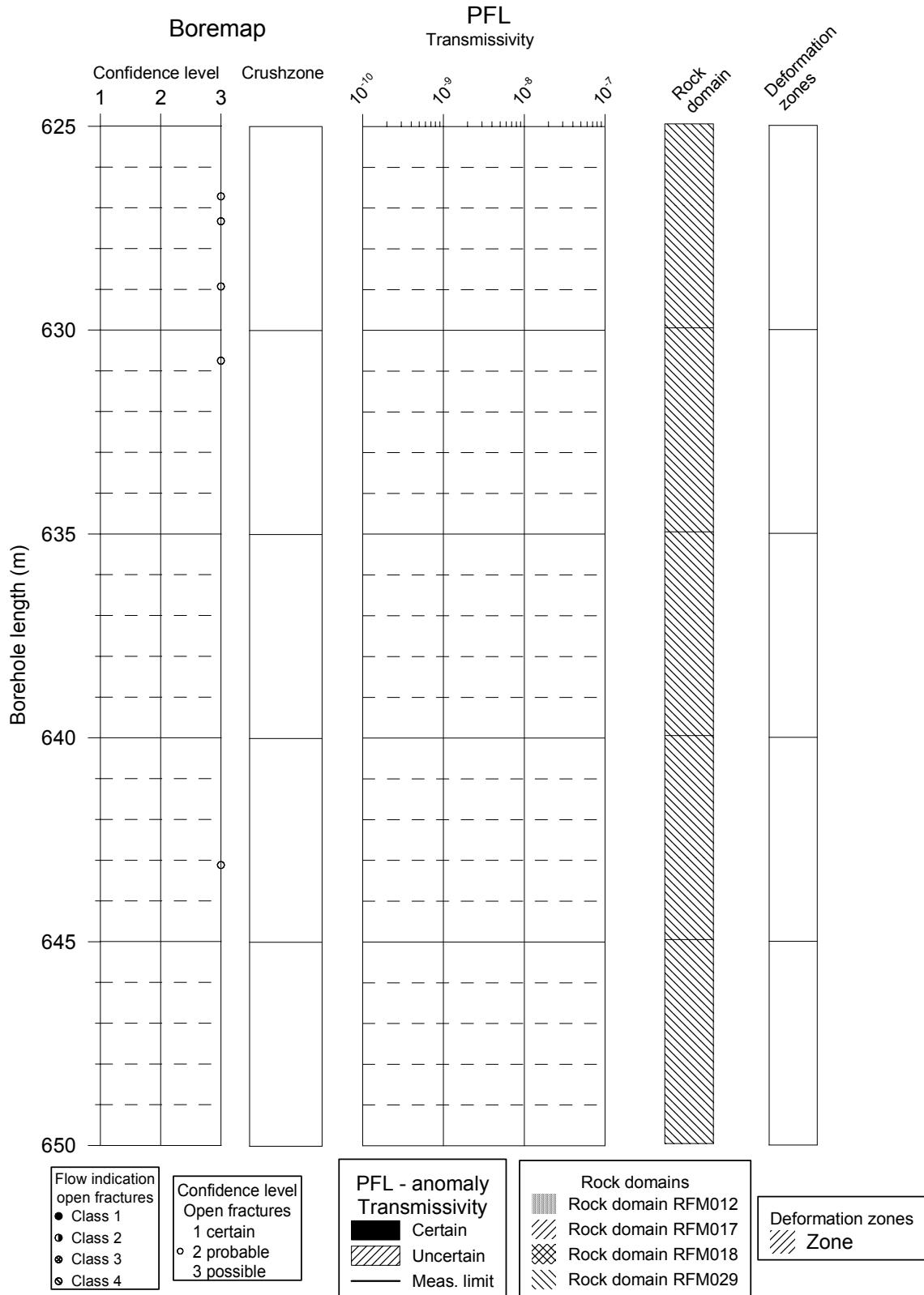
KFM04A



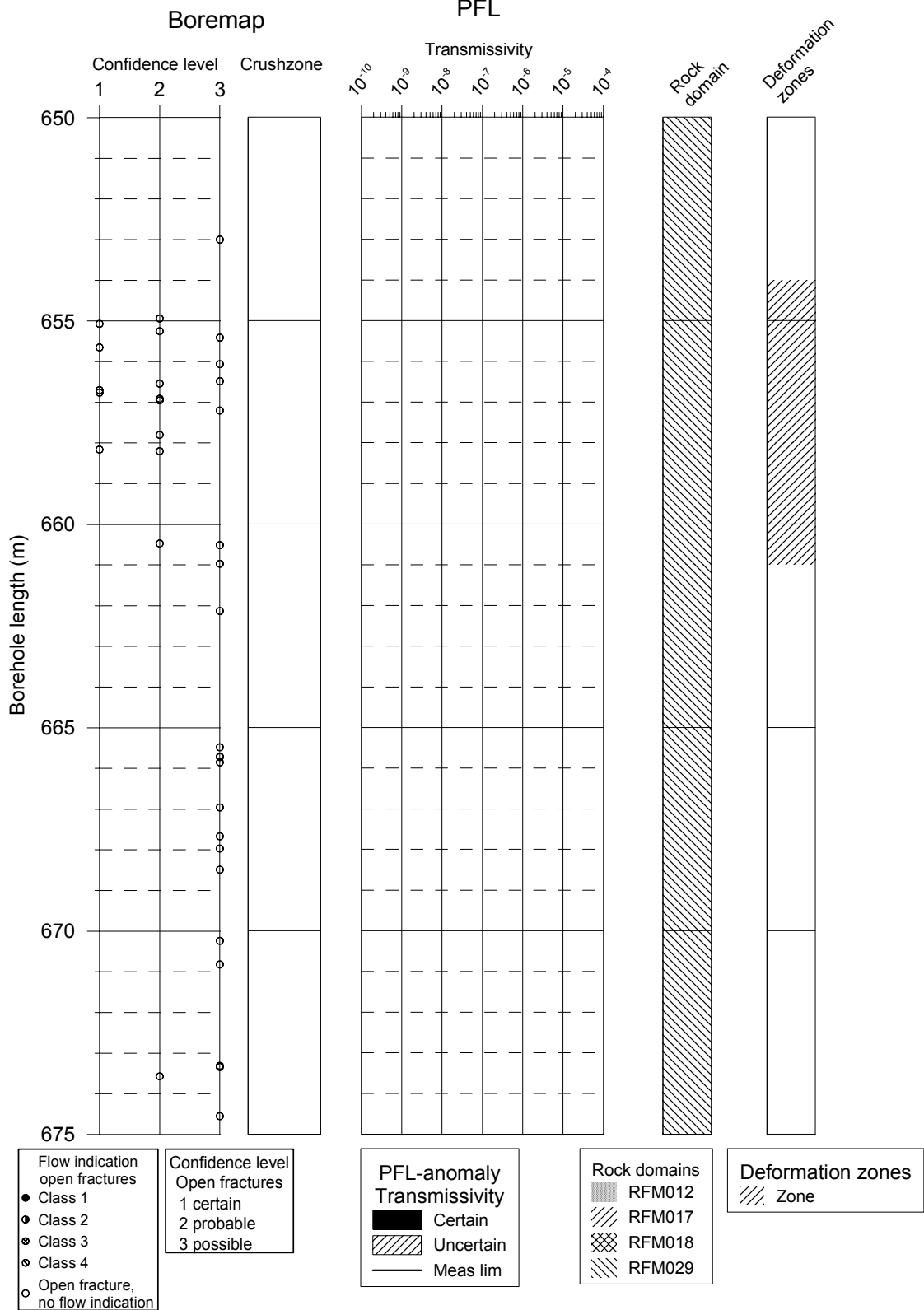
KFM04A



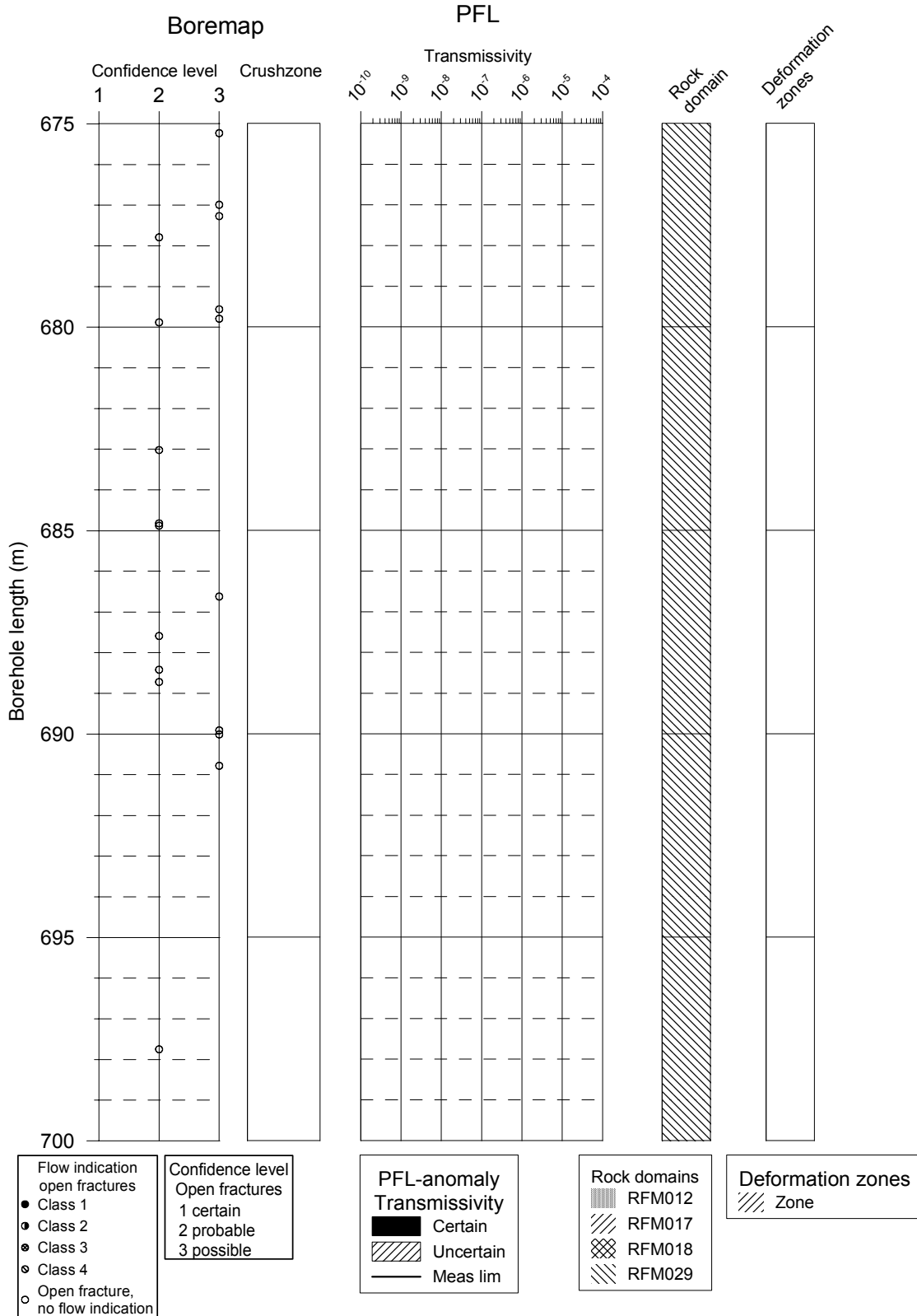
KFM04A



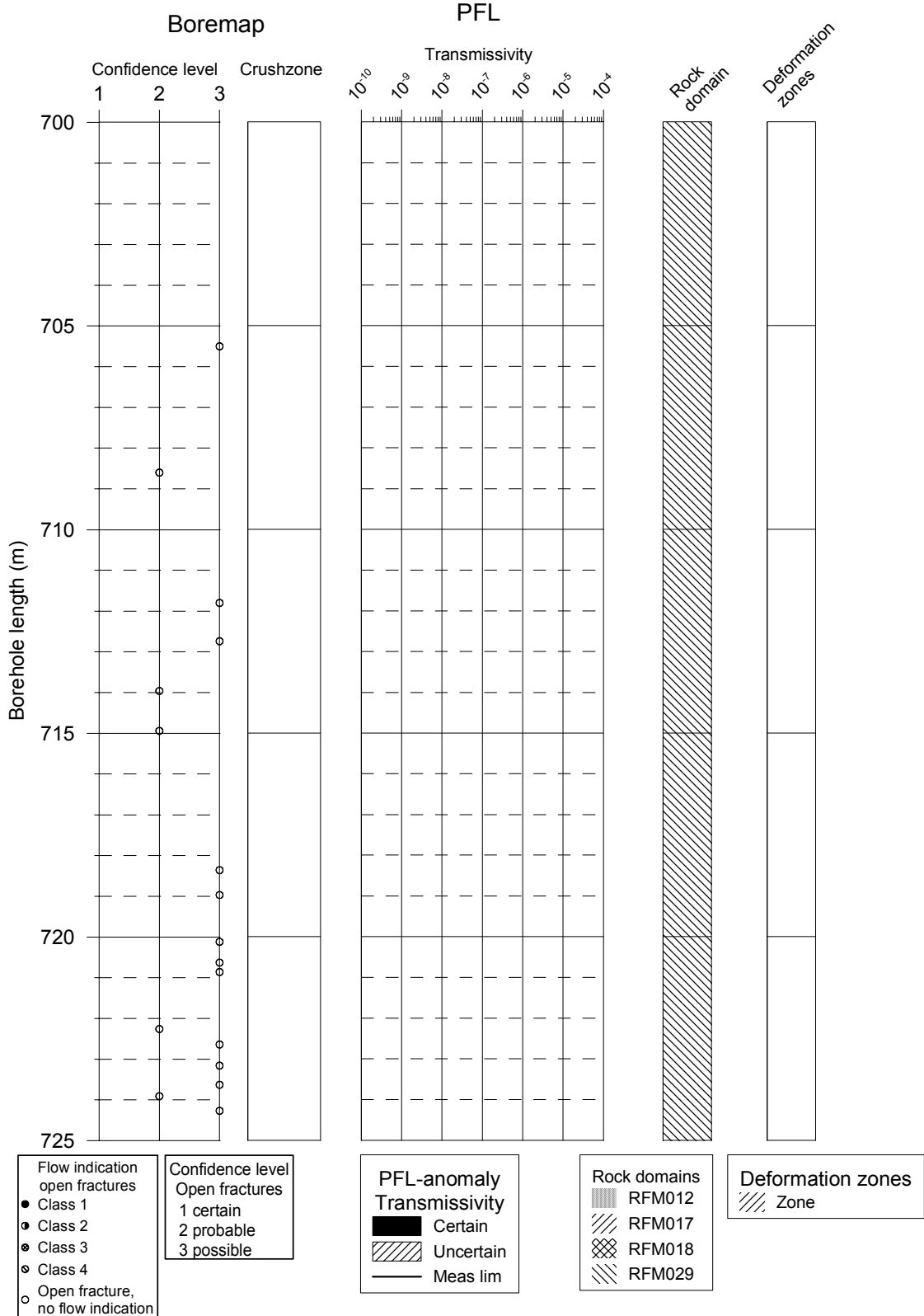
KFM04A



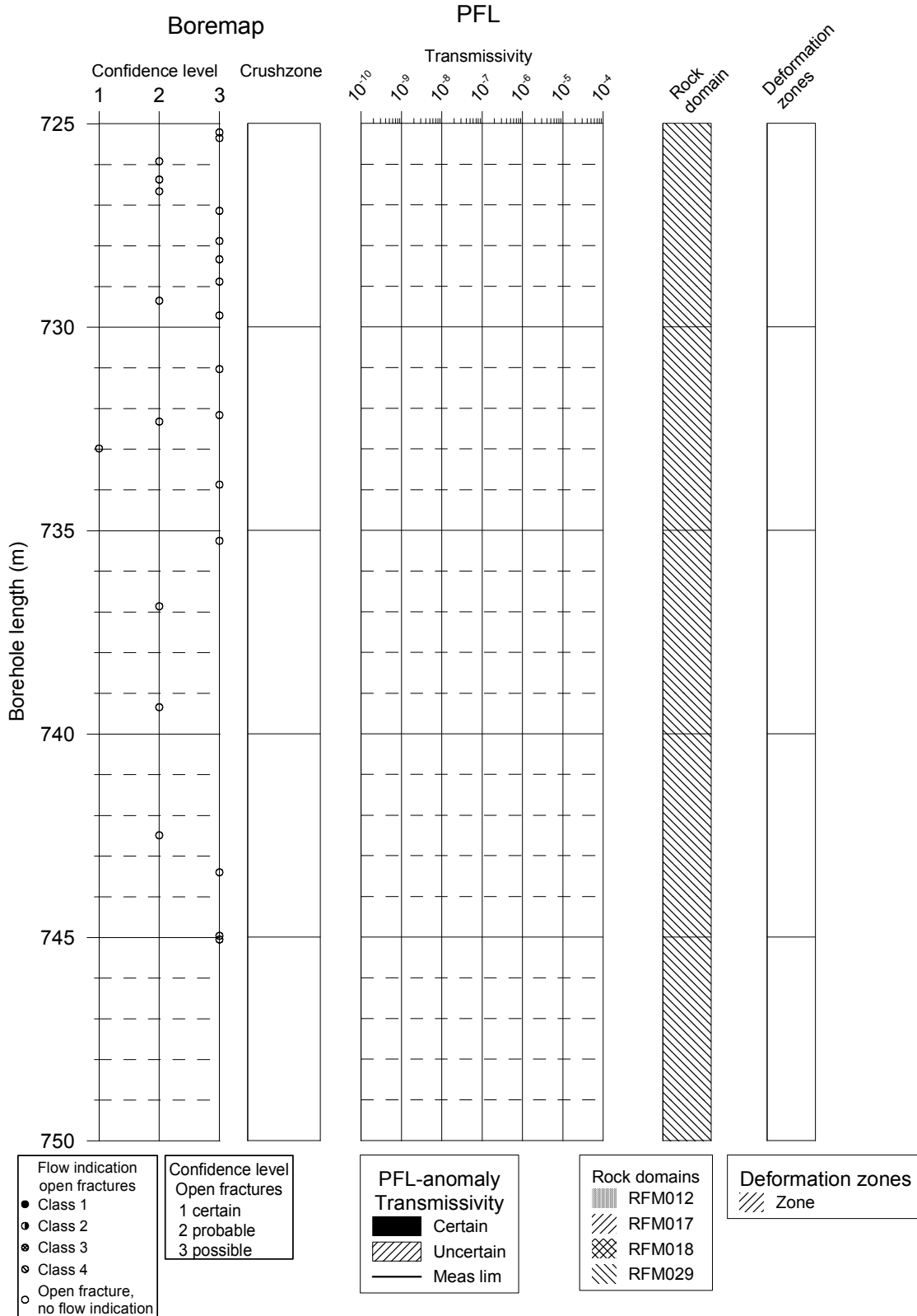
KFM04A




KFM04A



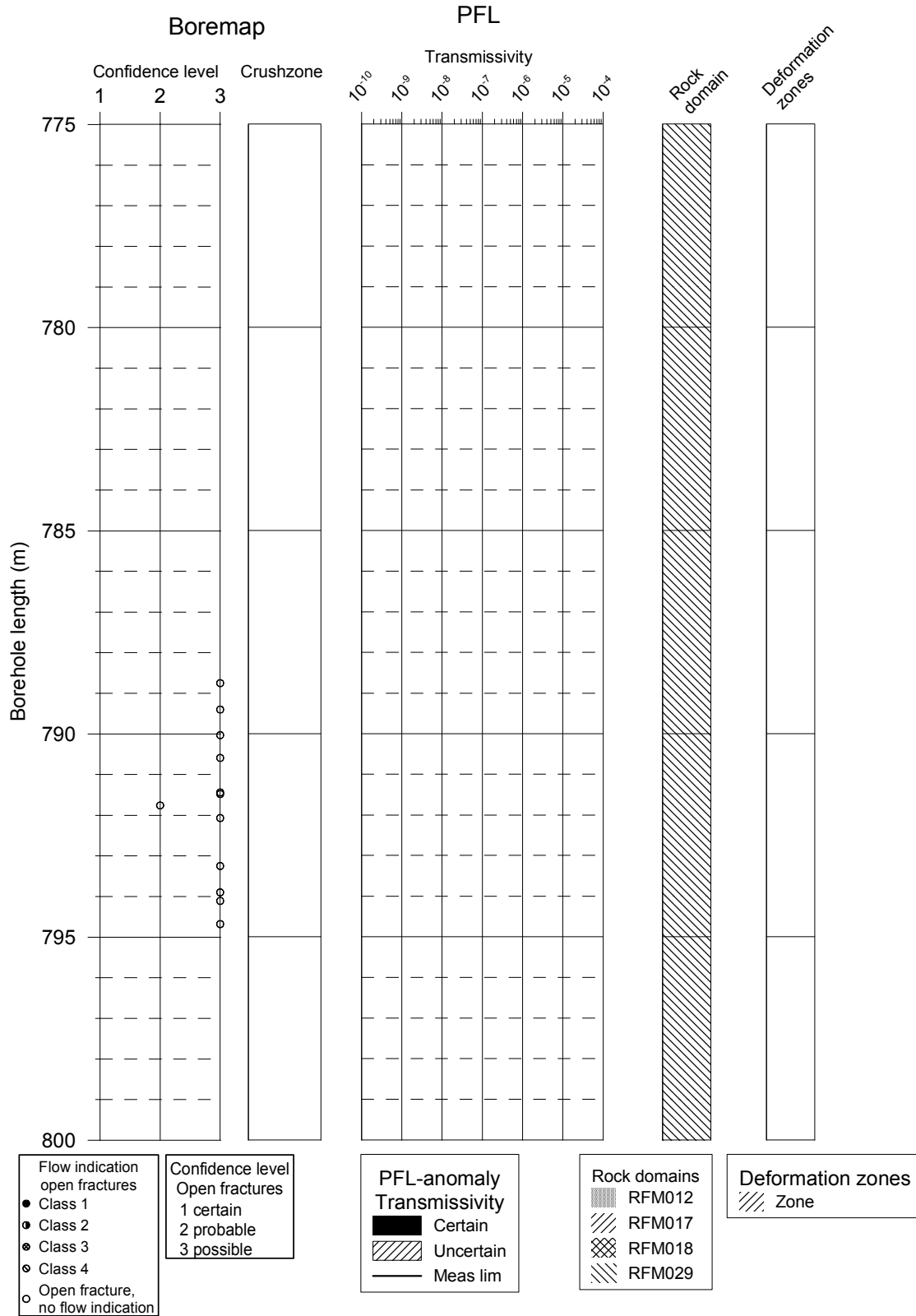
KFM04A



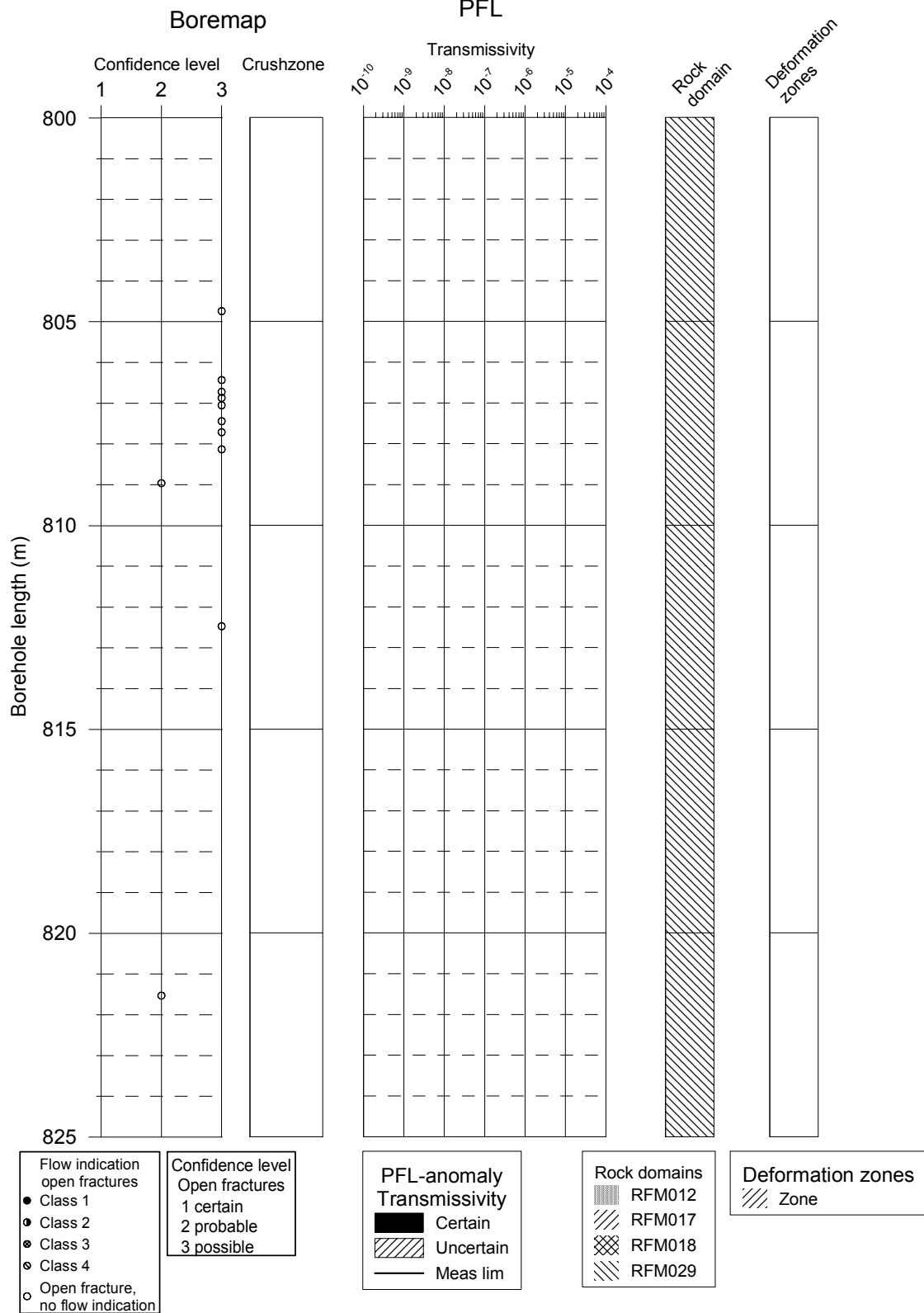
KFM04A



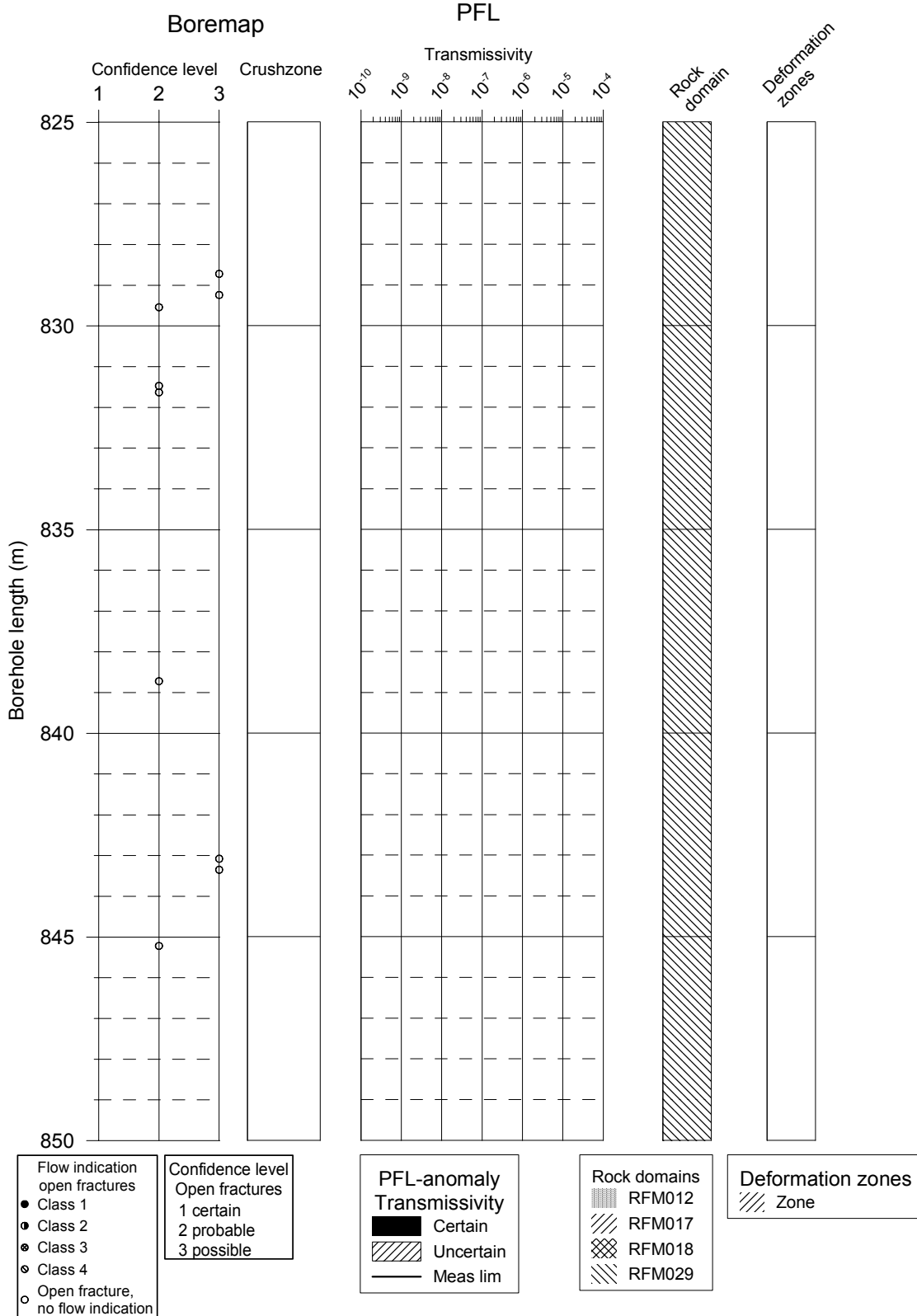
KFM04A



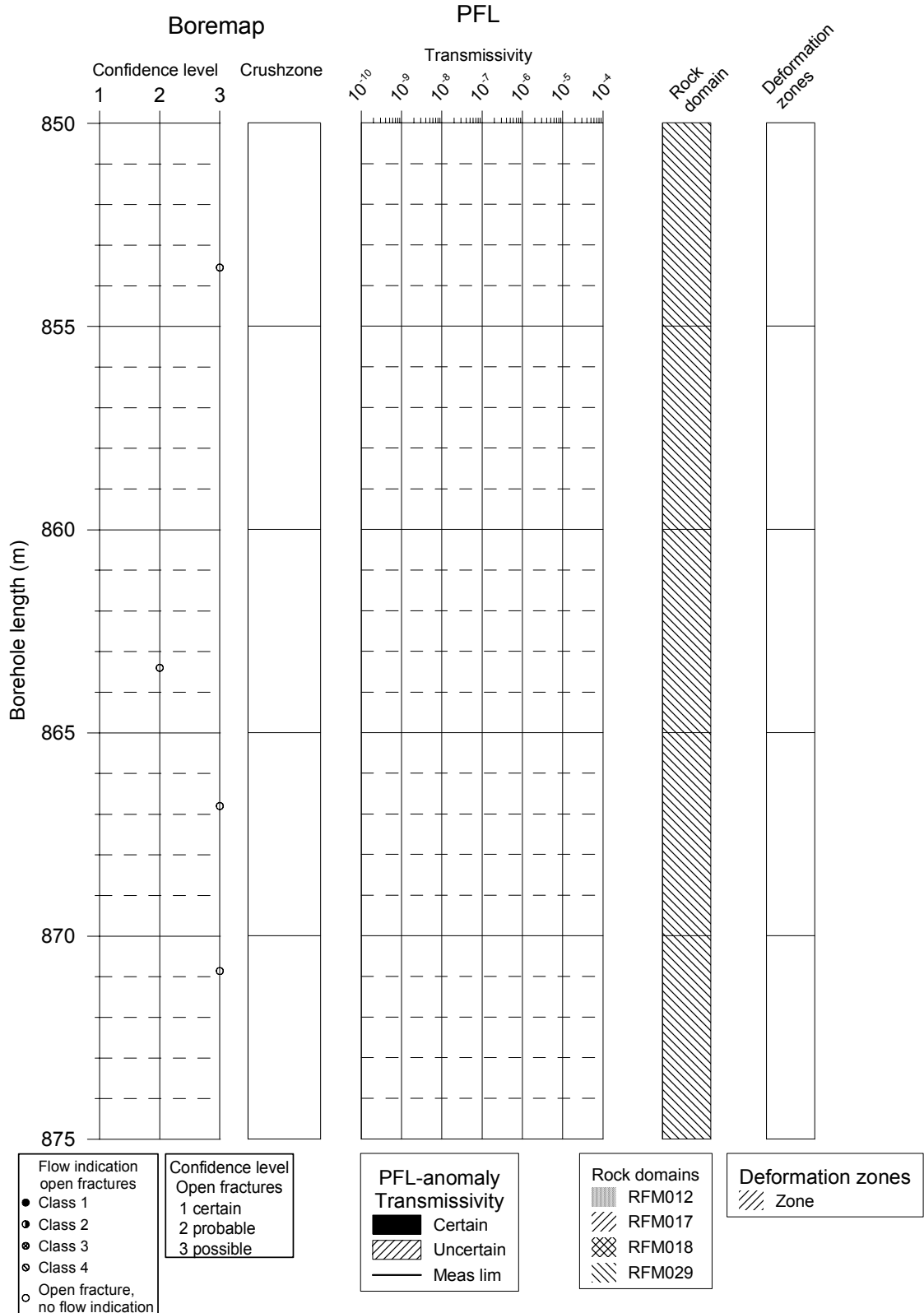
KFM04A



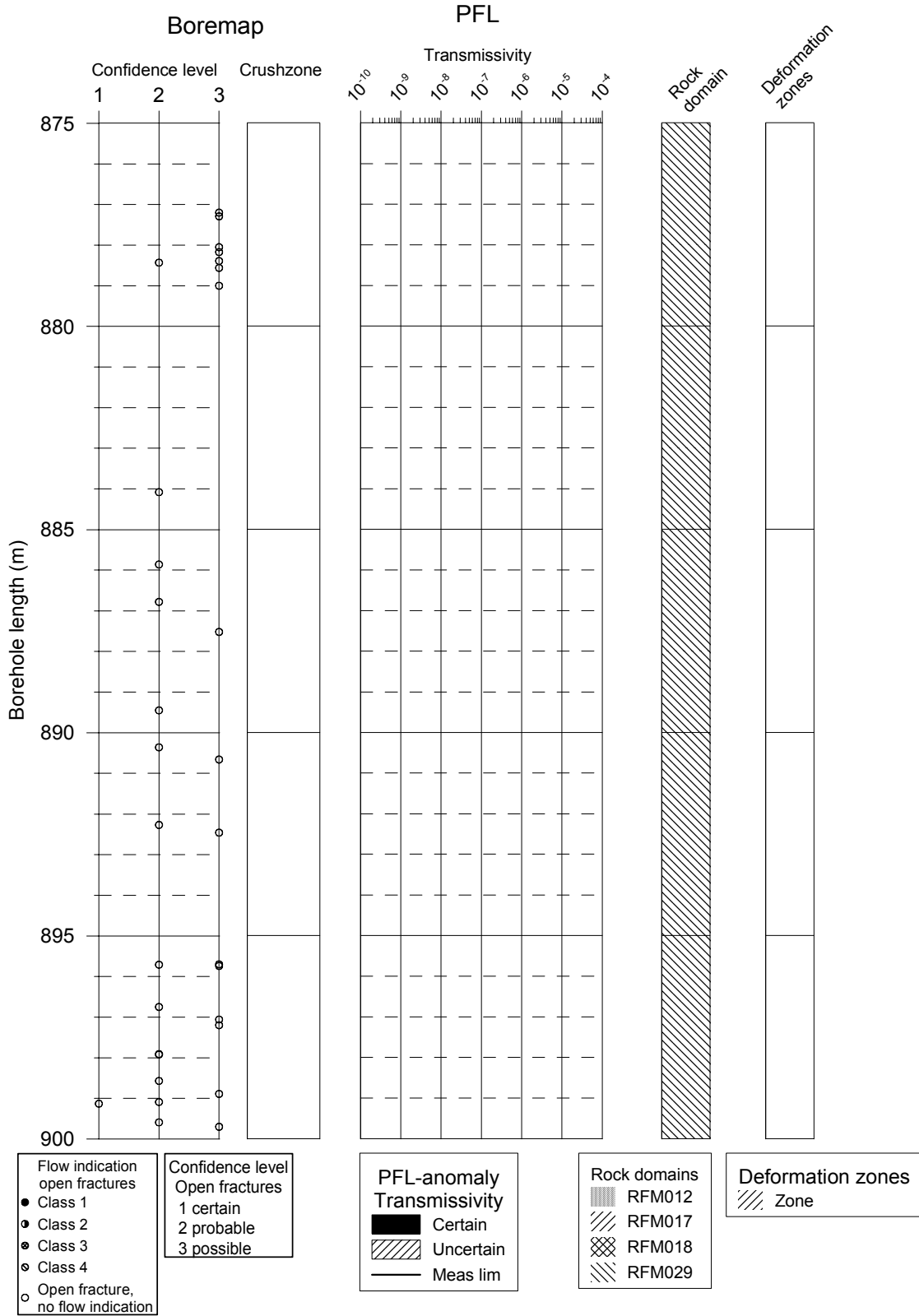
KFM04A



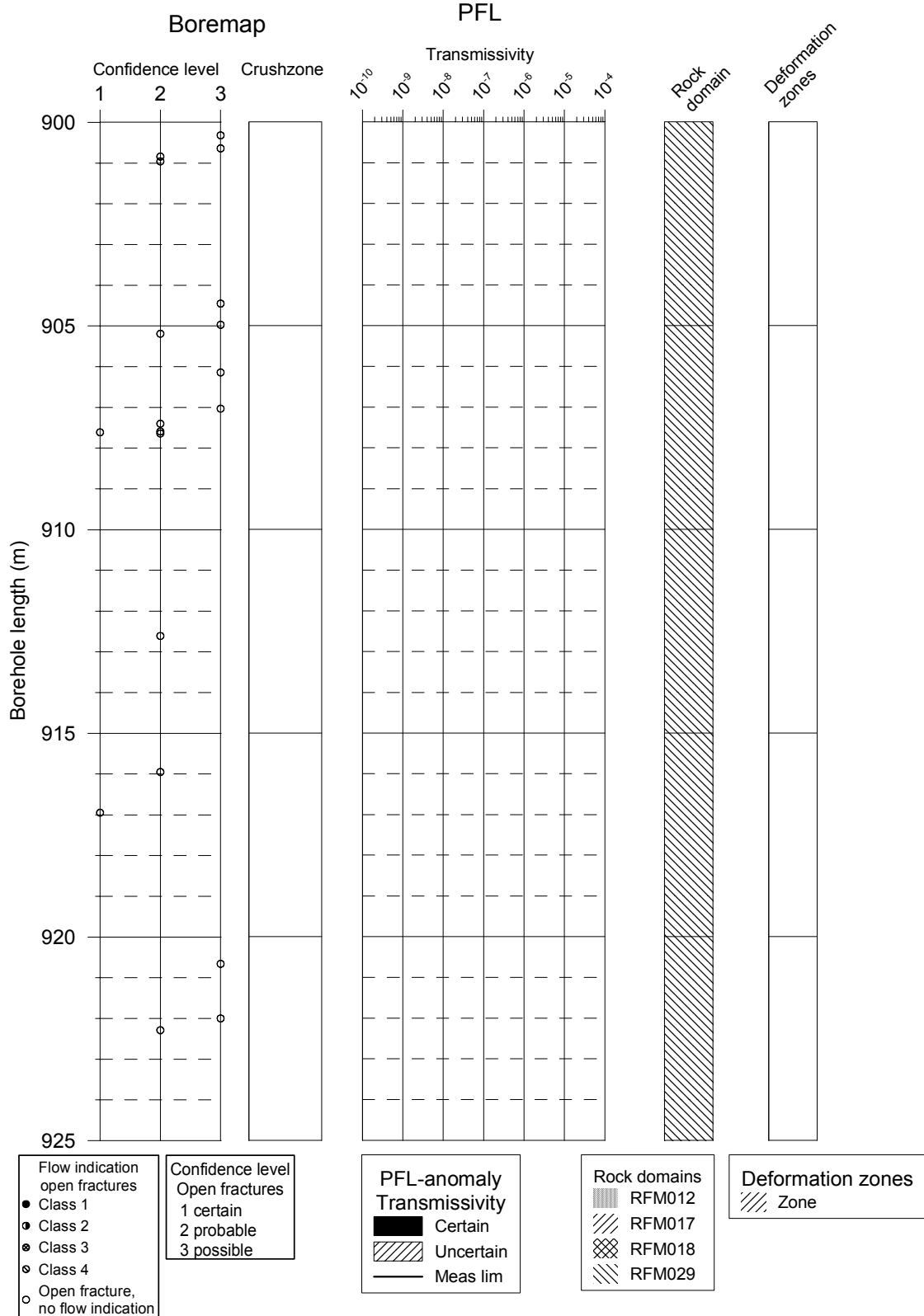
KFM04A



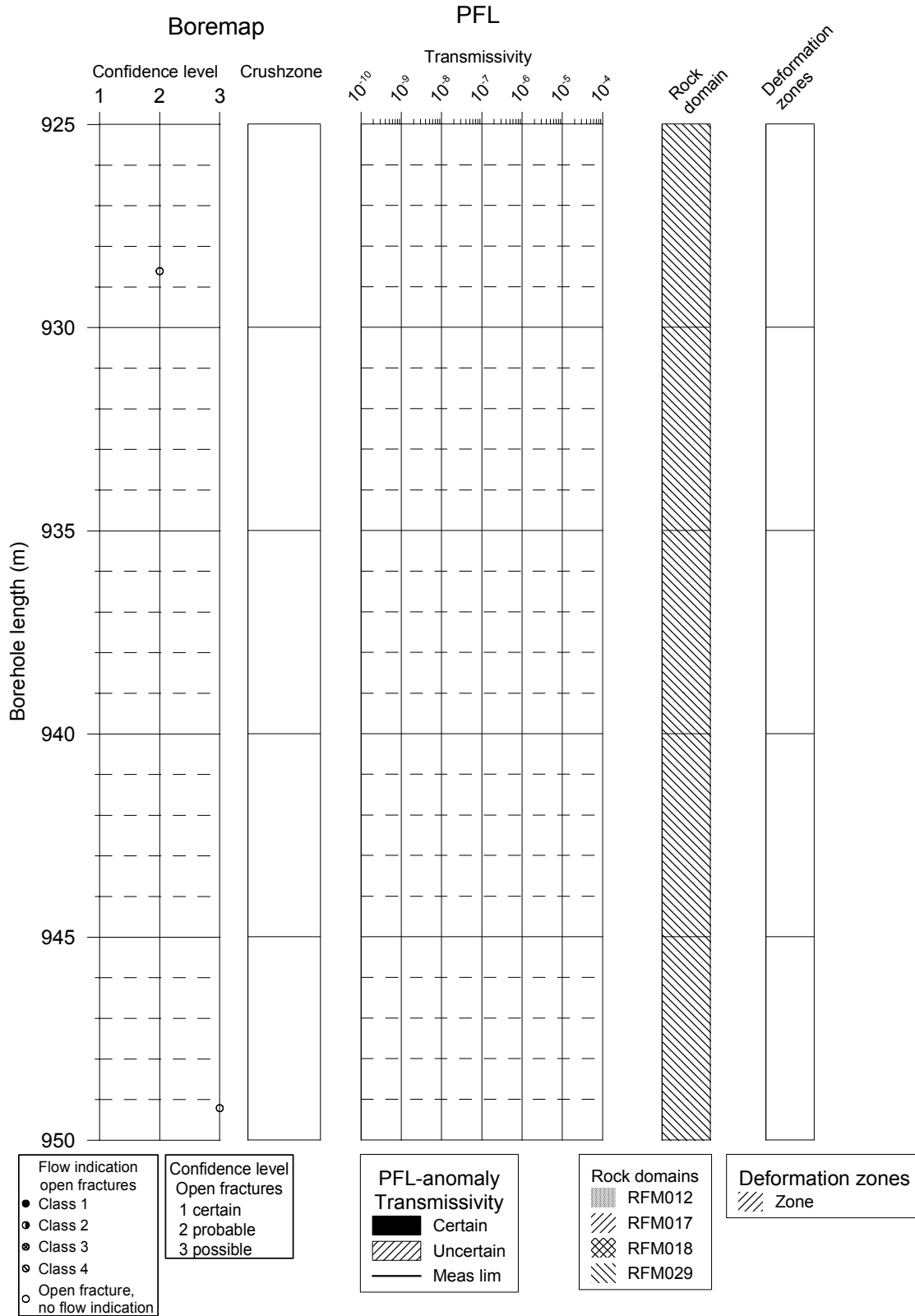
KFM04A



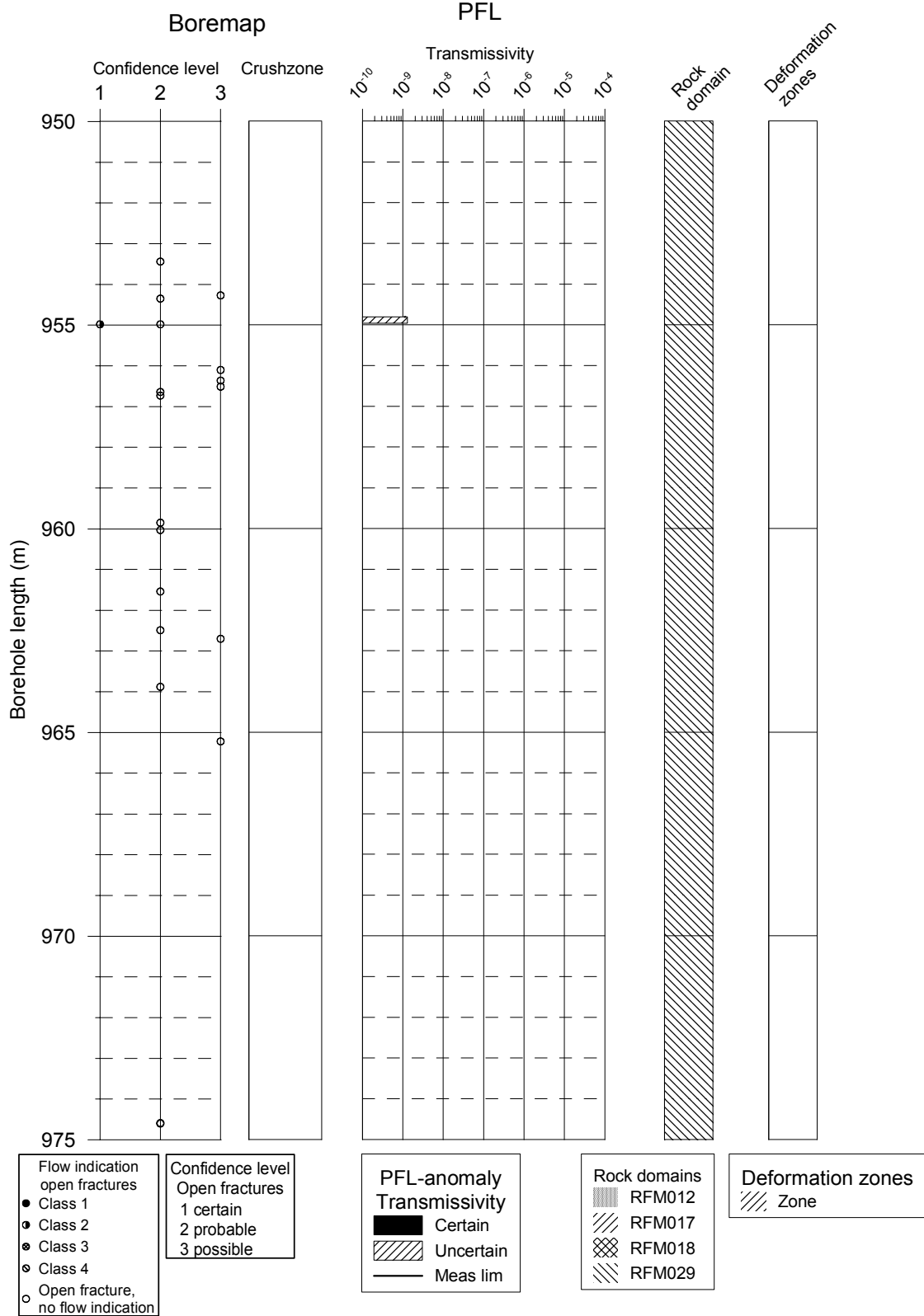
KFM04A




KFM04A



KFM04A



KFM04A



KFM04A – BIPS images

Table A4b-1. KFM04A. Interpretation of PFL measurements and BOREMAP data

PFL anom. No	PFL anom data	Boremap data	BIPS Image
1	<p>Bh-length (m) = 109.60</p> <p>$T \text{ (m}^2\text{/s)} = 1.39\text{E-7}$</p> <p>PFL confidence= Certain</p>	<p>Adjusted secup (m) = 109.67</p> <p>Fract_interpret / Varcode= open fr.</p> <p>Frac.interp. confidence= Probable</p> <p>PFL-anom. confidence= 1</p>	
2	<p>Bh-length (m) = 110.30</p> <p>$T \text{ (m}^2\text{/s)} = 6.52\text{E-7}$</p> <p>PFL confidence= Certain</p>	<p>Adjusted secup (m) = 110.17</p> <p>Fract_interpret / Varcode= open fr.</p> <p>Frac.interp. confidence= Possible</p> <p>PFL-anom. confidence= 2</p>	

Table A4b-2. KFM04A. Interpretation of PFL measurements and BOREMAP data

PFL anom. No	PFL anom data	Boremap data	BIPS Image
3a	Bh-length (m) = 111.40 T (m ² /s) = 8.98E-8 PFL confidence= Uncertain	Adjusted secup (m) =111.33 Fract_interpret / Varcode= open fr. Frac.interp. confidence= Probable PFL-anom. confidence= 1	
3b		Adjusted secup (m) =111.53 Fract_interpret / Varcode= open fr. Frac.interp. confidence= Certain PFL-anom. confidence= 2	
3c		Adjusted secup (m) =111.59 Fract_interpret / Varcode= open fr. Frac.interp. confidence= Possible PFL-anom. confidence= 2	

Table A4b-3. KFM04A. Interpretation of PFL measurements and BOREMAP data

PFL anom. No	PFL anom data	Boremap data	BIPS Image
4a	Bh-length (m) = 112.40 T (m ² /s) = 3.54E-5 PFL confidence= Certain	Adjusted secup (m) =112.44 Fract_interpret / Varcodes= open fr. Frac.interp. confidence= Possible PFL-anom. confidence= 1	
4b		Adjusted secup (m) =112.50 Fract_interpret / Varcodes= open fr. Frac.interp. confidence= Certain PFL-anom. confidence= 1	
4c		Adjusted secup (m) =112.56 Fract_interpret / Varcodes= open fr. Frac.interp. confidence= Certain PFL-anom. confidence= 2	

Table A4b-4. KFM04A. Interpretation of PFL measurements and BOREMAP data

PFL anom. No	PFL anom data	Boremap data	BIPS Image
5a	Bh-length (m) = 112.80 T (m ² /s) = 1.71E-7 PFL confidence= Uncertain	Adjusted secup (m) =112.63 Fract_interpret / Varcodes= partly open fr. Frac.interp. confidence= Certain PFL-anom. confidence= 2	
5b		Adjusted secup (m) =112.72 Fract_interpret / Varcodes= open fr. Frac.interp. confidence= Probable PFL-anom. confidence= 1	
5c		Adjusted secup (m) =112.89 Fract_interpret / Varcodes= open fr. Frac.interp. confidence= Possible PFL-anom. confidence= 1	
5d		Adjusted secup (m) =112.92 Fract_interpret / Varcodes= open fr. Frac.interp. confidence= Probable PFL-anom. confidence= 2	
5e		Adjusted secup (m) =112.94 Fract_interpret / Varcodes= open fr. Frac.interp. confidence= Certain PFL-anom. confidence= 2	

Table A4b-5. KFM04A. Interpretation of PFL measurements and BOREMAP data

PFL anom. No	PFL anom data	Boremap data	BIPS image
6a	Bh-length (m) = 113.90 T (m ² /s) = 1.73E-8 PFL confidence= Uncertain	Adjusted secup (m) =113.94 Fract_interpret / Varcodes= open fr. Frac.interp. confidence= Probable PFL-anom. confidence= 1	
6b		Adjusted secup (m) =113.95 Fract_interpret / Varcodes= open fr. Frac.interp. confidence= Certain PFL-anom. confidence= 1	
6c		Adjusted secup (m) =114.05 Fract_interpret / Varcodes= open fr. Frac.interp. confidence= Possible PFL-anom. confidence= 2	
6d		Adjusted secup (m) =114.06 Fract_interpret / Varcodes= partly open fr. Frac.interp. confidence= Probable PFL-anom. confidence= 2	

Table A4b-6. KFM04A. Interpretation of PFL measurements and BOREMAP data

PFL anom. No	PFL anom data	Boremap data	BIPS Image
7a	Bh-length (m) = 116.30 T (m ² /s) = 2.56E-5 PFL confidence= Certain	Adjusted secup (m) = 116.10 Fract_interpret / Varcodes= open fr. Frac.interp. confidence= Possible PFL-anom. confidence= 2	
7b		Adjusted secup (m) = 116.20 Fract_interpret / Varcodes= open fr. Frac.interp. confidence= Certain PFL-anom. confidence= 1	
7c		Adjusted secup (m) = 116.24 Fract_interpret / Varcodes= open fr. Frac.interp. confidence= Possible PFL-anom. confidence= 1	

Table A4b-7. KFM04A. Interpretation of PFL measurements and BOREMAP data

PFL anom. No	PFL anom data	Boremap data	BIPS Image
8a	Bh-length (m) = 117.20 T (m ² /s) = 1.44E-7 PFL confidence= Certain	Adjusted secup (m) = 117.08 Fract_interpret / Varcodes= open fr. Frac.interp. confidence= Possible PFL-anom. confidence= 2	
8b		Adjusted secup (m) = 117.09 Fract_interpret / Varcodes= open fr. Frac.interp. confidence= Possible PFL-anom. confidence= 2	
8c		Adjusted secup (m) = 117.14 Fract_interpret / Varcodes= open fr. Frac.interp. confidence= Certain PFL-anom. confidence= 1	

Table A4b-8. KFM04A. Interpretation of PFL measurements and BOREMAP data

PFL anom. No	PFL anom data	Boremap data	BIPS Image
9	<p>Bh-length (m) = 120.20</p> <p>$T (m^2/s) = 6.68E-9$</p> <p>PFL confidence= Uncertain</p>	<p>Adjusted secup (m) =120.46</p> <p>Fract_interpret / Varcodes= sealed fr.</p> <p>Frac.interp. confidence= Probable</p> <p>PFL-anom. confidence= 3</p> <p>Nearest open fracture secup (m) 120.81</p>	
10	<p>Bh-length (m) = 125.30</p> <p>$T (m^2/s) = 1.75E-8$</p> <p>PFL confidence= Uncertain</p>	<p>Adjusted secup (m) =125.06</p> <p>Fract_interpret / Varcodes= open fr.</p> <p>Frac.interp. confidence= Possible</p> <p>PFL-anom. confidence= 3</p>	

Table A4b-9. KFM04A. Interpretation of PFL measurements and BOREMAP data

PFL anom. No	PFL anom data	Boremap data	BIPS Image
11a	Bh-length (m) = 128.90 T (m ² /s) = 3.48E-8 PFL confidence= Certain	Adjusted secup (m) =128.80 Fract_interpret / Varcodes= partly open fr. Frac.interp. confidence= Possible PFL-anom. confidence= 1	
11b		Adjusted secup (m) =128.84 Fract_interpret / Varcodes= partly open fr. Frac.interp. confidence= Possible PFL-anom. confidence= 1	
11c		Adjusted secup (m) =128.87 Fract_interpret / Varcodes= open fr. Frac.interp. confidence= Probable PFL-anom. confidence= 1	
11d		Adjusted secup (m) =128.88 Fract_interpret / Varcodes= open fr. Frac.interp. confidence= Possible PFL-anom. confidence= 1	

Table A4b-10. KFM04A. Interpretation of PFL measurements and BOREMAP data

PFL anom. No	PFL anom data	Boremap data	BIPS Image
12a	Bh-length (m) = 130.80 T (m ² /s) = 4.74E-7 PFL confidence= Certain	Adjusted secup (m) =130.75 Fract_interpret / Varcodes= open fr. Frac.interp. confidence= Probable PFL-anom. confidence= 1	
12b		Adjusted secup (m) =130.76 Fract_interpret / Varcodes= open fr. Frac.interp. confidence= Certain PFL-anom. confidence= 1	
12c		Adjusted secup (m) =130.90 Fract_interpret / Varcodes= open fr. Frac.interp. confidence= Possible PFL-anom. confidence= 1	

Table A4b-11. KFM04A. Interpretation of PFL measurements and BOREMAP data

PFL anom. No	PFL anom data	Boremap data	BIPS Image
13a	Bh-length (m) = 133.10 T (m ² /s) = 5.88E-8 PFL confidence= Certain	Adjusted secup (m) =132.99 Fract_interpret / Varcodes= open fr. Frac.interp. confidence= Certain PFL-anom. confidence= 2	
13b		Adjusted secup (m) =133.02 Fract_interpret / Varcodes= open fr. Frac.interp. confidence= Certain PFL-anom. confidence= 1	
13c		Adjusted secup (m) =133.24 Fract_interpret / Varcodes= open fr. Frac.interp. confidence= Certain PFL-anom. confidence= 2	

Table A4b-12. KFM04A. Interpretation of PFL measurements and BOREMAP data

PFL anom. No	PFL anom data	Boremap data	BIPS Image
14a	Bh-length (m) = 133.40 T (m ² /s) = 6.23E-9 PFL confidence= Uncertain	Adjusted secup (m) =133.35 Fract_interpret / Varcodes= partly open fr. Frac.interp. confidence= Certain PFL-anom. confidence= 1	<p>The BIPS image displays a geological cross-section with contour lines representing different geological units. The vertical axis on the left shows elevation values from 133,080 to 133,880. The horizontal axis at the top is labeled with 'L', 'U', 'R', and 'D'. On the right side, there is a list of data points with their corresponding elevations and units (m or mm). Two data points are circled in orange: one at 133,281 m (1mm) and another at 144,88 m (1mm). Three black arrows point to specific features in the cross-section: two arrows point to a peak in the upper part of the section, and one arrow points to a peak in the lower part of the section.</p>
14b		Adjusted secup (m) =133.35 Fract_interpret / Varcodes= open fr. Frac.interp. confidence= Certain PFL-anom. confidence= 1	
14c		Adjusted secup (m) =133.51 Fract_interpret / Varcodes= open fr. Frac.interp. confidence= Possible PFL-anom. confidence= 2	
14d		Adjusted secup (m) =133.52 Fract_interpret / Varcodes= open fr. Frac.interp. confidence= Possible PFL-anom. confidence= 2	

Table A4b-13. KFM04A. Interpretation of PFL measurements and BOREMAP data

PFL anom. No	PFL anom data	Boremap data	BIPS Image
15a	Bh-length (m) = 136.10 T (m ² /s) = 3.88E-8 PFL confidence= Certain	Adjusted secup (m) =135.96 Fract_interpret / Varcodes= open fr. Frac.interp. confidence= Certain PFL-anom. confidence= 2	
15b		Adjusted secup (m) =135.98 Fract_interpret / Varcodes= open fr. Frac.interp. confidence= Certain PFL-anom. confidence= 2	
15c		Adjusted secup (m) =136.03 Fract_interpret / Varcodes= open fr. Frac.interp. confidence= Certain PFL-anom. confidence= 1	
15d		Adjusted secup (m) = Fract_interpret / Varcodes= open fr. Frac.interp. confidence= Certain PFL-anom. confidence= 1	
15e		Adjusted secup (m) =136.09 Fract_interpret / Varcodes= open fr. Frac.interp. confidence= Certain PFL-anom. confidence= 1	

Table A4b-14. KFM04A. Interpretation of PFL measurements and BOREMAP data

PFL anom. No	PFL anom data	Boremap data	BIPS Image
16a	Bh-length (m) = 138.90 T (m ² /s) = 7.94E-8 PFL confidence= Certain	Adjusted secup (m) =138.71 Fract_interpret / Varcodes= partly open fr. Frac.interp. confidence= Possible PFL-anom. confidence= 2	
16b		Adjusted secup (m) =138.72 Fract_interpret / Varcodes= open fr. Frac.interp. confidence= Probable PFL-anom. confidence= 2	
16c		Adjusted secup (m) =138.74 Fract_interpret / Varcodes= open fr. Frac.interp. confidence= Probable PFL-anom. confidence= 2	
16d		Adjusted secup (m) =138.79 Fract_interpret / Varcodes= open fr. Frac.interp. confidence= Certain PFL-anom. confidence= 2	

Table A4b-15. KFM04A. Interpretation of PFL measurements and BOREMAP data

PFL anom. No	PFL anom data	Boremap data	BIPS Image
17a	Bh-length (m) = 140.30 T (m ² /s) = 4.00E-8 PFL confidence= Certain	Adjusted secup (m) =140.19 Fract_interpret / Varcod= open fr. Frac.interp. confidence= Probable PFL-anom. confidence= 2	
17b		Adjusted secup (m) =140.53 Fract_interpret / Varcod= partly open fr. Frac.interp. confidence= Possible PFL-anom. confidence= 3	
17c		Adjusted secup (m) =140.66 Fract_interpret / Varcod= open fr. Frac.interp. confidence= Possible PFL-anom. confidence= 4	
17d		Adjusted secup (m) =140.75 Fract_interpret / Varcod= open fr. Frac.interp. confidence= Possible PFL-anom. confidence= 5	

Table A4b-16. KFM04A. Interpretation of PFL measurements and BOREMAP data

PFL anom. No	PFL anom data	Boremap data	BIPS Image
18a	Bh-length (m) = 141.20 T (m ² /s) = 1.17E-8 PFL confidence= Certain	Adjusted secup (m) =140.9 Fract_interpret / Varcodes= partly open fr. Frac.interp. confidence= Possible PFL-anom. confidence= 3	
18b		Adjusted secup (m) =141.21 Fract_interpret / Varcodes= open fr. Frac.interp. confidence= Certain PFL-anom. confidence= 1 Not shown in BIPS image	
18c		Adjusted secup (m) =141.39 Fract_interpret / Varcodes= open fr. Frac.interp. confidence= Possible PFL-anom. confidence= 2	

Table A4b-17. KFM04A. Interpretation of PFL measurements and BOREMAP data

PFL anom. No	PFL anom data	Boremap data	BIPS Image
19a	Bh-length (m) = 145.20 T (m ² /s) = 1.72E-8 PFL confidence= Uncertain	Adjusted secup (m) =145.13 Fract_interpret / Varcodes= open fr. Frac.interp. confidence= Probable PFL-anom. confidence= 1	
19b		Adjusted secup (m) =145.33 Fract_interpret / Varcodes= partly open fr. Frac.interp. confidence= Probable PFL-anom. confidence= 2	
19c		Adjusted secup (m) =145.36 Fract_interpret / Varcodes= open fr. Frac.interp. confidence= Probable PFL-anom. confidence= 2	
19d		Adjusted secup (m) =145.46 Fract_interpret / Varcodes= open fr. Frac.interp. confidence= Possible PFL-anom. confidence= 3	

Table A4b-18. KFM04A. Interpretation of PFL measurements and BOREMAP data

PFL anom. No	PFL anom data	Boremap data	BIPS Image
20a	Bh-length (m) = 149.30	Adjusted secup (m) =149.27	
	T (m ² /s) = 8.27E-9	Fract_interpret / Varcode= open fr.	
20b	PFL confidence= Uncertain	Frac.interp. confidence= Certain	
	PFL-anom. confidence= 1	Fract_interpret / Varcode= open fr.	
21	Bh-length (m) = 149.80	Adjusted secup (m) =149.79	
	T (m ² /s) = 1.79E-7	Fract_interpret / Varcode= open fr.	
	PFL confidence= Certain	Frac.interp. confidence= Certain	
		PFL-anom. confidence= 1	

Table A4b-19. KFM04A. Interpretation of PFL measurements and BOREMAP data

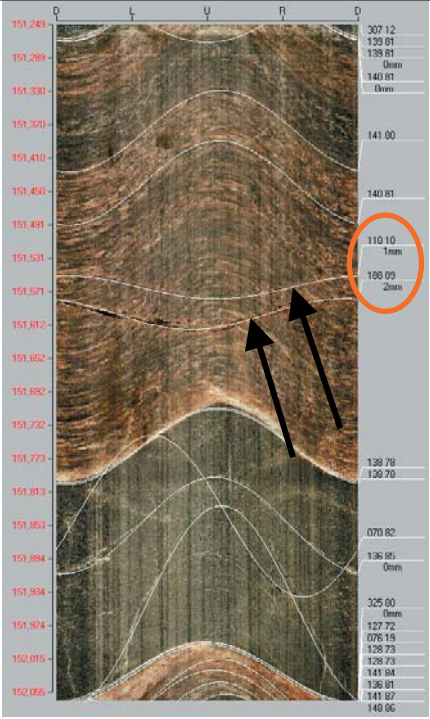
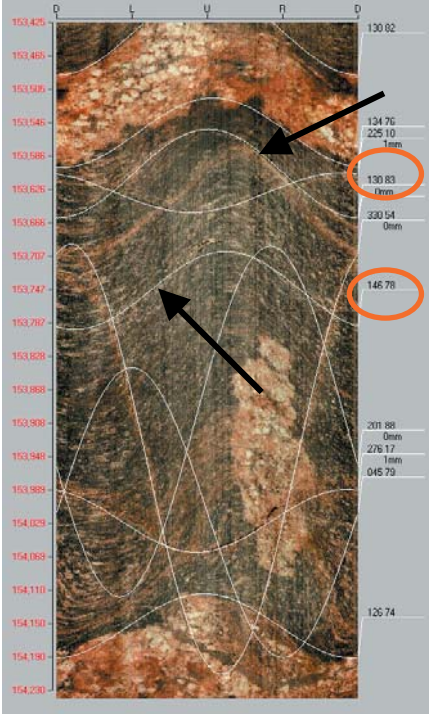
PFL anom. No	PFL anom data	Boremap data	BIPS Image
22a	Bh-length (m) = 151.60 T (m ² /s) = 3.03E-8 PFL confidence= Certain	Adjusted secup (m) =151.57 Fract_interpret / Varcodes= open fr. Frac.interp. confidence= Certain PFL-anom. confidence= 1	
22b		Adjusted secup (m) =151.60 Fract_interpret / Varcodes= open fr. Frac.interp. confidence= Certain PFL-anom. confidence= 1	
23a	Bh-length (m) = 153.70 T (m ² /s) = 2.76E-9 PFL confidence= Uncertain	Adjusted secup (m) =153.61 Fract_interpret / Varcodes= open fr. Frac.interp. confidence= Probable PFL-anom. confidence= 1	
23b		Adjusted secup (m) =153.75 Fract_interpret / Varcodes= open fr. Frac.interp. confidence= Probable PFL-anom. confidence= 1	

Table A4b-20. KFM04A. Interpretation of PFL measurements and BOREMAP data

PFL anom. No	PFL anom data	Boremap data	BIPS Image
24	Bh-length (m) = 154.00 T (m ² /s) = 3.88E-8 PFL confidence= Certain	Adjusted secup (m) =154.03 Fract_interpret / Varcodes= open fr. Frac.interp. confidence= Certain PFL-anom. confidence= 1	

Table A4b-21. KFM04A. Interpretation of PFL measurements and BOREMAP data

PFL anom. No	PFL anom data	Boremap data	BIPS Image
25a	Bh-length (m) = 156.70 T (m ² /s) = 2.24E-8 PFL confidence= Certain	Adjusted secup (m) =156.60 Fract_interpret / Varcodes= partly open fr. Frac.interp. confidence= Possible PFL-anom. confidence= 1	
25b		Adjusted secup (m) =156.64 Fract_interpret / Varcodes= open fr. Frac.interp. confidence= Probable PFL-anom. confidence= 1	
25c		Adjusted secup (m) =156.67 Fract_interpret / Varcodes= open fr. Frac.interp. confidence= Probable PFL-anom. confidence= 1	
25d		Adjusted secup (m) =156.75 Fract_interpret / Varcodes= open fr. Frac.interp. confidence= Certain PFL-anom. confidence= 1	

Table A4b-22. KFM04A. Interpretation of PFL measurements and BOREMAP data

PFL anom. No	PFL anom data	Boremap data	BIPS Image
26a	Bh-length (m) = 157.80 T (m ² /s) = 3. 87E-9 PFL confidence= Uncertain	Adjusted secup (m) =157.73 Fract_interpret / Varcodes= partly open fr. Frac.interp. confidence= Probable PFL-anom. confidence= 1	
26b		Adjusted secup (m) =157.76 Fract_interpret / Varcodes= open fr. Frac.interp. confidence= Possible PFL-anom. confidence= 1	
26c		Adjusted secup (m) =157.78 Fract_interpret / Varcodes= partly open fr. Frac.interp. confidence= Probable PFL-anom. confidence= 1	

Table A4b-23. KFM04A. Interpretation of PFL measurements and BOREMAP data




PFL anom. No	PFL anom data	Boremap data	BIPS Image
27	Bh-length (m) = 162.30 T (m ² /s) = 2.29E-8 PFL confidence= Certain	Adjusted secup (m) = 162.25 Fract_interpret / Varcodes= open fr. Frac.interp. confidence= Certain PFL-anom. confidence= 1	
28a	Bh-length (m) = 165.10 T (m ² /s) = 1.07E-6 PFL confidence= Certain	Adjusted secup (m) = 164.82 Fract_interpret / Varcodes= open fr. Frac.interp. confidence= Certain PFL-anom. confidence= 1	
28b		Adjusted secup (m) = 165.08 Fract_interpret / Varcodes= open fr. Frac.interp. confidence= Certain PFL-anom. confidence= 1	

Table A4b-24. KFM04A. Interpretation of PFL measurements and BOREMAP data

PFL anom. No	PFL anom data	Boremap data	BIPS Image
29a	Bh-length (m) = 169.40 T (m ² /s) = 1.72E-8 PFL confidence= Certain	Adjusted secup (m) =169.26 Fract_interpret / Varcod= open fr. Frac.interp. confidence= Probable PFL-anom. confidence= 2	
29b		Adjusted secup (m) =169.47 Fract_interpret / Varcod= open fr. Frac.interp. confidence= Probable PFL-anom. confidence= 1	
29c		Adjusted secup (m) =169.49 Fract_interpret / Varcod= partly open fr. Frac.interp. confidence= Probable PFL-anom. confidence= 1	
29d		Adjusted secup (m) =169.49 Fract_interpret / Varcod= partly open fr. Frac.interp. confidence= Probable PFL-anom. confidence= 1	

Table A4b-25. KFM04A. Interpretation of PFL measurements and BOREMAP data

PFL anom. No	PFL anom data	Boremap data	BIPS Image
30a	Bh-length (m) = 170.50 T (m ² /s) = 5.05E-8 PFL confidence= Certain	Adjusted secup (m) =170.35 Fract_interpret / Varcodes= open fr. Frac.interp. confidence= Possible PFL-anom. confidence= 2	
30b		Adjusted secup (m) =170.44 Fract_interpret / Varcodes= open fr. Frac.interp. confidence= Possible PFL-anom. confidence= 1	
30c		Adjusted secup (m) =170.50 Fract_interpret / Varcodes= open fr. Frac.interp. confidence= Probable PFL-anom. confidence= 1	
30d		Adjusted secup (m) =170.55 Fract_interpret / Varcodes= partly open fr. Frac.interp. confidence= Possible PFL-anom. confidence= 1	
30e		Adjusted secup (m) =170.57 Fract_interpret / Varcodes= open fr. Frac.interp. confidence= Possible PFL-anom. confidence= 1	

Table A4b-26. KFM04A. Interpretation of PFL measurements and BOREMAP data

PFL anom. No	PFL anom data	Boremap data	BIPS Image
31a	Bh-length (m) = 128.90 T (m ² /s) = 3.48E-8 PFL confidence= Certain	Adjusted secup (m) =170.91 Fract_interpret / Varcodes= open fr. Frac.interp. confidence= Possible PFL-anom. confidence= 1	<p>The BIPS image displays fracture profiles across a depth range from 170.906 m to 171.313 m. The image is divided into four vertical sections labeled Q, L, U, and R. On the right side, there are numerical annotations for each depth level, including values like 259.06, 161.03, 957.04, 322.88, 329.96, 323.96, 323.89, 329.88, 126.13, 326.88, 145.09, 145.88, 145.89, 139.75, 139.56, 139.56, 157.85, 140.81, 320.91, 137.96, 137.96, 0.0mm, 322.99.</p>
31b		Adjusted secup (m) =170.93 Fract_interpret / Varcodes= open fr. Frac.interp. confidence= Probable PFL-anom. confidence= 1	
31c		Adjusted secup (m) =171.04 Fract_interpret / Varcodes= open fr. Frac.interp. confidence= Possible PFL-anom. confidence= 1	
31d		Adjusted secup (m) =171.06 Fract_interpret / Varcodes= open fr. Frac.interp. confidence= Probable PFL-anom. confidence= 2	
31e		Adjusted secup (m) =171.09 Fract_interpret / Varcodes= open fr. Frac.interp. confidence= Possible PFL-anom. confidence= 2	

Table A4b-27. KFM04A. Interpretation of PFL measurements and BOREMAP data

PFL anom. No	PFL anom data	Boremap data	BIPS Image
32a	Bh-length (m) = 172.20 T (m ² /s) = 2.32E-7 PFL confidence= Certain	Adjusted secup (m) =172.09 Fract_interpret / Varcodes= open fr. Frac.interp. confidence= Possible PFL-anom. confidence= 2	
32b		Adjusted secup (m) =172.19 Fract_interpret / Varcodes= open fr. Frac.interp. confidence= Probable PFL-anom. confidence= 1	
32c		Adjusted secup (m) =172.26 Fract_interpret / Varcodes= open fr. Frac.interp. confidence= Probable PFL-anom. confidence= 1	
32d		Adjusted secup (m) =172.28 Fract_interpret / Varcodes= partly open fr. Frac.interp. confidence= Certain PFL-anom. confidence= 1	

Table A4b-28. KFM04A. Interpretation of PFL measurements and BOREMAP data


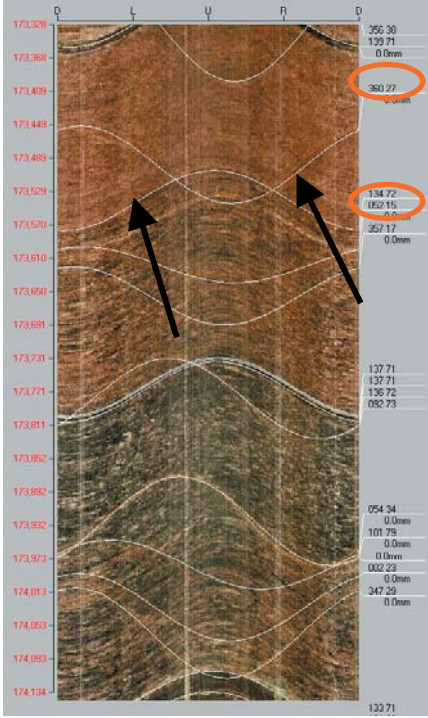
PFL anom. No	PFL anom data	Boremap data	BIPS Image
33a	Bh-length (m) = 172.70 T (m ² /s) = 3.64E-8 PFL confidence= Uncertain	Adjusted secup (m) = 172.54 Fract_interpret / Varcode= open fr. Frac.interp. confidence= Possible PFL-anom. confidence= 2	
33b		Adjusted secup (m) = 172.80 Fract_interpret / Varcode= open fr. Frac.interp. confidence= Possible PFL-anom. confidence= 1	
34a	Bh-length (m) = 173.70 T (m ² /s) = 3.80E-8 PFL confidence= Certain	Adjusted secup (m) = 173.50 Fract_interpret / Varcode= open fr. Frac.interp. confidence= Probable PFL-anom. confidence= 2	
34b		Adjusted secup (m) = 173.62 Fract_interpret / Varcode= open fr. Frac.interp. confidence= Probable PFL-anom. confidence= 1	

Table A4b-29. KFM04A. Interpretation of PFL measurements and BOREMAP data

PFL anom. No	PFL anom data	Boremap data	BIPS Image
35a	Bh-length (m) = 174.70 T (m ² /s) = 4.25E-8 PFL confidence= Uncertain	Adjusted secup (m) =174.63 Fract_interpret / Varcodes= partly open fr. Frac.interp. confidence= Probable PFL-anom. confidence= 1	
35b		Adjusted secup (m) =174.68 Fract_interpret / Varcodes= open fr. Frac.interp. confidence= Certain PFL-anom. confidence= 1 Not shown in BIPS image	
35c		Adjusted secup (m) =174.68 Fract_interpret / Varcodes= open fr. Frac.interp. confidence= Possible PFL-anom. confidence= 1	
35d		Adjusted secup (m) =174.72 Fract_interpret / Varcodes= open fr. Frac.interp. confidence= Probable PFL-anom. confidence= 1	
35e		Adjusted secup (m) =174.73 Fract_interpret / Varcodes= partly open fr. Frac.interp. confidence= Possible PFL-anom. confidence= 1	

PFL anom. No	PFL anom data	Boremap data	BIPS Image
35f		Adjusted secup (m) =174.84	
		Fract_interpret / Varcodes= partly open fr.	
		Frac.interp. confidence= Possible	
		PFL-anom. confidence= 2	
35g		Adjusted secup (m) =174.84	
		Fract_interpret / Varcodes= open fr.	
		Frac.interp. confidence= Probable	
		PFL-anom. confidence= 2	
35h		Adjusted secup (m) =174.90	
		Fract_interpret / Varcodes= open fr.	
		Frac.interp. confidence= Probable	
		PFL-anom. confidence= 2	

Table A4b-30. KFM04A. Interpretation of PFL measurements and BOREMAP data

PFL anom. No	PFL anom data	Boremap data	BIPS Image
36a	Bh-length (m) = 175.20 T (m ² /s) = 6.07E-8 PFL confidence= Certain	Adjusted secup (m) =175.09 Fract_interpret / Varcodes= open fr. Frac.interp. confidence= Certain PFL-anom. confidence= 1	
36b	Adjusted secup (m) =175.21 Fract_interpret / Varcodes= open fr. Frac.interp. confidence= Certain PFL-anom. confidence= 1		
36c	Adjusted secup (m) =175.22 Fract_interpret / Varcodes= open fr. Frac.interp. confidence= Probable PFL-anom. confidence= 1		

Table A4b-31. KFM04A. Interpretation of PFL measurements and BOREMAP data

PFL anom. No	PFL anom data	Boremap data	BIPS Image
37a	Bh-length (m) = 177.20 T (m ² /s) = 6.09E-8 PFL confidence= Certain	Adjusted secup (m) =177.1 Fract_interpret / Varcodes= open fr. Frac.interp. confidence= Probable PFL-anom. confidence= 1	
37b		Adjusted secup (m) =177.12 Fract_interpret / Varcodes= open fr. Frac.interp. confidence= Certain PFL-anom. confidence= 1	
37c		Adjusted secup (m) =177.33 Fract_interpret / Varcodes= open fr. Frac.interp. confidence= Certain PFL-anom. confidence= 2	
37d		Adjusted secup (m) =177.37 Fract_interpret / Varcodes= partly open fr. Frac.interp. confidence= Certain PFL-anom. confidence= 1	
37e		Adjusted secup (m) =177.38 Fract_interpret / Varcodes= partly open fr. Frac.interp. confidence= Certain PFL-anom. confidence= 1	

Table A4b-32. KFM04A. Interpretation of PFL measurements and BOREMAP data

PFL anom. No	PFL anom data	Boremap data	BIPS Image
38a	Bh-length (m) = 177.70	Adjusted secup (m) =177.70	
	T (m ² /s) = 1.16E-7	Fract_interpret / Varcodes= open fr.	
	PFL confidence= Certain	Frac.interp. confidence= Certain	
		PFL-anom. confidence= 1	
38b		Adjusted secup (m) =177.72	
		Fract_interpret / Varcodes= open fr.	
		Frac.interp. confidence= Certain	
		PFL-anom. confidence= 1	

Table A4b-33. KFM04A. Interpretation of PFL measurements and BOREMAP data

PFL anom. No	PFL anom data	Boremap data	BIPS Image
39a	Bh-length (m) = 178.80 T (m ² /s) = 2.40E-8 PFL confidence= Certain	Adjusted secup (m) =178.65 Fract_interpret / Varcodes= open fr. Frac.interp. confidence= Probable PFL-anom. confidence= 2	<p>The BIPS image displays a topographic map with contour lines. Elevation values are listed on the left (179.445 to 179.331) and right (243.05 to 257.84) sides. Three black arrows point to specific features on the map. Two data points are circled in orange: 139.71 (0.0mm) and 195.36 (0.0mm).</p>
39b		Adjusted secup (m) =178.90 Fract_interpret / Varcodes= partly open fr. Frac.interp. confidence= Probable PFL-anom. confidence= 1	
39c		Adjusted secup (m) =178.91 Fract_interpret / Varcodes= open fr. Frac.interp. confidence= Probable PFL-anom. confidence= 2 Adjusted secup (m) =128.88 Fract_interpret / Varcodes= open fr. Frac.interp. confidence= Possible PFL-anom. confidence= 1	

Table A4b-34. KFM04A. Interpretation of PFL measurements and BOREMAP data

PFL anom. No	PFL anom data	Boremap data	BIPS Image
40a	Bh-length (m) = 180.00 T (m ² /s) = 2.80E-7 PFL confidence= Certain	Adjusted secup (m) = 179.97 Fract_interpret / Varcodes= open fr. Frac.interp. confidence= Certain PFL-anom. confidence= 1	
40b		Adjusted secup (m) = 179.98 Fract_interpret / Varcodes= open fr. Frac.interp. confidence= Certain PFL-anom. confidence= 1	
40c		Adjusted secup (m) = 180.01 Fract_interpret / Varcodes= partly open fr. Frac.interp. confidence= Certain PFL-anom. confidence= 1	

Table A4b-35. KFM04A. Interpretation of PFL measurements and BOREMAP data

PFL anom. No	PFL anom data	Boremap data	BIPS Image
41	Bh-length (m) = 181.90	Adjusted secup (m) =181.92	
	T (m ² /s) = 5.28E-8	Fract_interpret / Varcodes= open fr.	
	PFL confidence= Certain	Frac.interp. confidence= Certain	
		PFL-anom. confidence= 1	

Table A4b-36. KFM04A. Interpretation of PFL measurements and BOREMAP data

PFL anom. No	PFL anom data	Boremap data	BIPS Image
42a	Bh-length (m) = 186.50 T (m ² /s) = 5.92E-9 PFL confidence= Certain	Adjusted secup (m) =186.32 Fract_interpret / Varcodes= open fr. Frac.interp. confidence= Probable PFL-anom. confidence= 2	
42b		Adjusted secup (m) =186.33 Fract_interpret / Varcodes= open fr. Frac.interp. confidence= Possible PFL-anom. confidence= 2	
42c		Adjusted secup (m) =186.43 Fract_interpret / Varcodes= open fr. Frac.interp. confidence= Possible PFL-anom. confidence= 1	
42d		Adjusted secup (m) =186.46 Fract_interpret / Varcodes= open fr. Frac.interp. confidence= Certain PFL-anom. confidence= 1	
42e		Adjusted secup (m) =186.48 Fract_interpret / Varcodes= open fr. Frac.interp. confidence= Possible PFL-anom. confidence= 1	

PFL anom. No	PFL anom data	Boremap data	BIPS Image
42f		Adjusted secup (m) =186.49 Fract_interpret / Varcodes= open fr. Frac.interp. confidence= Possible PFL-anom. confidence= 1	

Table A4b-37. KFM04A. Interpretation of PFL measurements and BOREMAP data

PFL anom. No	PFL anom data	Boremap data	BIPS Image
43a	Bh-length (m) = 187.20 T (m ² /s) = 4.59E-9 PFL confidence= Certain	Adjusted secup (m) =187.04 Fract_interpret / Varcodes= partly open fr. Frac.interp. confidence= Possible PFL-anom. confidence= 2	
43b		Adjusted secup (m) =187.09 Fract_interpret / Varcodes= partly open fr. Frac.interp. confidence= Certain PFL-anom. confidence= 2	
43c		Adjusted secup (m) =187.09 Fract_interpret / Varcodes= open fr. Frac.interp. confidence= Certain PFL-anom. confidence= 2	
43d		Adjusted secup (m) =187.17 Fract_interpret / Varcodes= open fr. Frac.interp. confidence= Probable PFL-anom. confidence= 1	

Table A4b-38. KFM04A. Interpretation of PFL measurements and BOREMAP data

PFL anom. No	PFL anom data	Boremap data	BIPS Image
44a	Bh-length (m) = 190.90 T (m ² /s) = 9.45E-8 PFL confidence= Certain	Adjusted secup (m) =190.73 Fract_interpret / Varcodes= partly open fr. Frac.interp. confidence= Possible PFL-anom. confidence= 2	
44b		Adjusted secup (m) =190.80 Fract_interpret / Varcodes= open fr. Frac.interp. confidence= Probable PFL-anom. confidence= 1	
44c		Adjusted secup (m) =190.85 Fract_interpret / Varcodes= open fr. Frac.interp. confidence= Certain PFL-anom. confidence= 1	
44d		Adjusted secup (m) =190.90 Fract_interpret / Varcodes= open fr. Frac.interp. confidence= Certain PFL-anom. confidence= 1	
44e		Adjusted secup (m) =190.93 Fract_interpret / Varcodes= open fr. Frac.interp. confidence= Probable PFL-anom. confidence= 1	

PFL anom. No	PFL anom data	Boremap data	BIPS Image
44f		Adjusted secup (m) =190.96 Fract_interpret / Varcodes= open fr. Frac.interp. confidence= Probable PFL-anom. confidence= 1	

Table A4b-39. KFM04A. Interpretation of PFL measurements and BOREMAP data

PFL anom. No	PFL anom data	Boremap data	BIPS Image
45a	Bh-length (m) = 191.50 T (m ² /s) = 4.39E-8 PFL confidence= Certain	Adjusted secup (m) =191.47 Fract_interpret / Varcodes= open fr. Frac.interp. confidence= Probable PFL-anom. confidence= 1	
45b		Adjusted secup (m) =191.48 Fract_interpret / Varcodes= partly open fr. Frac.interp. confidence= Possible PFL-anom. confidence= 1	
45c		Adjusted secup (m) =191.50 Fract_interpret / Varcodes= open fr. Frac.interp. confidence= Probable PFL-anom. confidence= 1	

Table A4b-40. KFM04A. Interpretation of PFL measurements and BOREMAP data


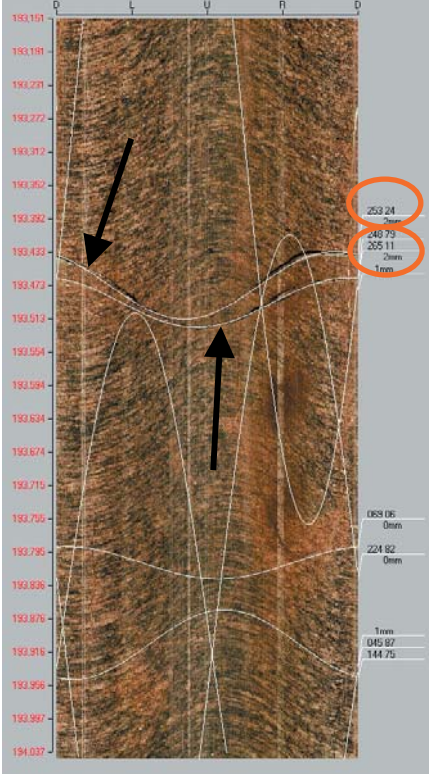
PFL anom. No	PFL anom data	Boremap data	BIPS Image
46a	Bh-length (m) = 192.20 T (m ² /s) = 1.90E-7 PFL confidence= Certain	Adjusted secup (m) =192.00 Fract_interpret / Varcodes= open fr. Frac.interp. confidence= Possible PFL-anom. confidence= 2	
46b		Adjusted secup (m) =192.06 Fract_interpret / Varcodes= open fr. Frac.interp. confidence= Certain PFL-anom. confidence= 2	
47a	Bh-length (m) = 193.60 T (m ² /s) = 1.09E-7 PFL confidence= Certain	Adjusted secup (m) =193.47 Fract_interpret / Varcodes= open fr. Frac.interp. confidence= Certain PFL-anom. confidence= 2	
47b		Adjusted secup (m) =193.49 Fract_interpret / Varcodes= open fr. Frac.interp. confidence= Certain PFL-anom. confidence= 2	

Table A4b-41. KFM04A. Interpretation of PFL measurements and BOREMAP data

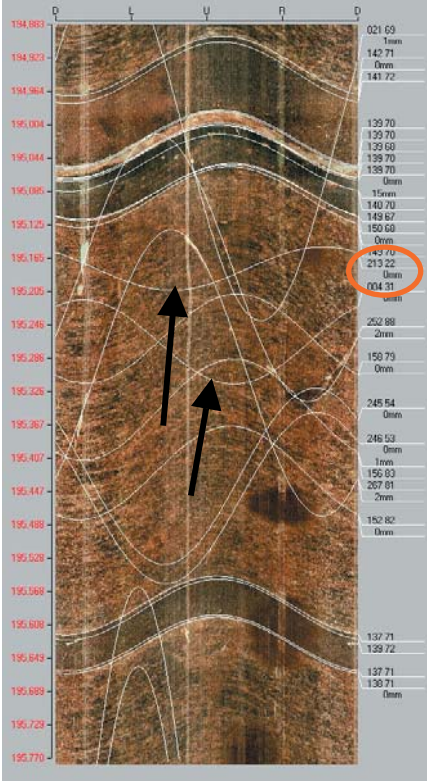
PFL anom. No	PFL anom data	Boremap data	BIPS Image
48a	Bh-length (m) = 195.30 T (m ² /s) = 6.71E-9 PFL confidence= Certain	Adjusted secup (m) =195.18 Fract_interpret / Varcodes= open fr. Frac.interp. confidence= Probable PFL-anom. confidence= 2	
48b		Adjusted secup (m) =195.27 Fract_interpret / Varcodes= partly open fr. Frac.interp. confidence= Certain PFL-anom. confidence= 1	

Table A4b-42. KFM04A. Interpretation of PFL measurements and BOREMAP data

PFL anom. No	PFL anom data	Boremap data	BIPS Image
49a	Bh-length (m) = 202.10 T (m ² /s) = 1.05E-7 PFL confidence= Certain	Adjusted secup (m) =202.04 Fract_interpret / Varcodes= partly open fr. Frac.interp. confidence= Possible PFL-anom. confidence= 1	
49b		Adjusted secup (m) =202.05 Fract_interpret / Varcodes= open fr. Frac.interp. confidence= Certain PFL-anom. confidence= 1	
49c		Adjusted secup (m) =202.07 Fract_interpret / Varcodes= partly open fr. Frac.interp. confidence= Probable PFL-anom. confidence= 1	
49d		Adjusted secup (m) =202.08 Fract_interpret / Varcodes= partly open fr. Frac.interp. confidence= Possible PFL-anom. confidence= 1	
49e		Adjusted secup (m) =202.28 Fract_interpret / Varcodes= partly open fr. Frac.interp. confidence= Probable PFL-anom. confidence= 2	

Table A4b-43. KFM04A. Interpretation of PFL measurements and BOREMAP data

PFL anom. No	PFL anom data	Boremap data	BIPS Image
50a	Bh-length (m) = 202.80 T (m ² /s) = 8.32E-6 PFL confidence= Certain	Adjusted secup (m) =202.68 Fract_interpret / Varcodes= open fr. Frac.interp. confidence= Certain PFL-anom. confidence= 2	
50b		Adjusted secup (m) =202.71 Fract_interpret / Varcodes= open fr. Frac.interp. confidence= Certain PFL-anom. confidence= 1	
50c		Adjusted secup (m) =202.74 Fract_interpret / Varcodes= open fr. Frac.interp. confidence= Certain PFL-anom. confidence= 1	
50d		Adjusted secup (m) =202.76 Fract_interpret / Varcodes= open fr. Frac.interp. confidence= Certain PFL-anom. confidence= 1	
50e		Adjusted secup (m) =202.81 Fract_interpret / Varcodes= open fr. Frac.interp. confidence= Probable PFL-anom. confidence= 1	

PFL anom. No	PFL anom data	Boremap data	BIPS Image
50f		Adjusted secup (m) =202.85	
		Fract_interpret / Varcodes= open fr.	
		Frac.interp. confidence= Certain	
		PFL-anom. confidence= 2	
50g		Adjusted secup (m) =202.87	
		Fract_interpret / Varcodes= open fr.	
		Frac.interp. confidence= Certain	
		PFL-anom. confidence= 1	

Table A4b-44. KFM04A. Interpretation of PFL measurements and BOREMAP data

PFL anom. No	PFL anom data	Boremap data	BIPS Image
51a	Bh-length (m) =207.10 T (m ² /s) = 3.21E-5 PFL confidence= Certain	Adjusted secup (m) =206.98 Fract_interpret / Varcod= open fr. Frac.interp. confidence= Probable PFL-anom. confidence= 2	
51b		Adjusted secup (m) =207.06 Fract_interpret / Varcod= open fr. Frac.interp. confidence= Certain PFL-anom. confidence= 1	
51c		Adjusted secup (m) =207.13 Fract_interpret / Varcod= open fr. Frac.interp. confidence= Probable PFL-anom. confidence= 1	
51d		Adjusted secup (m) =207.23 Fract_interpret / Varcod= partly open fr. Frac.interp. confidence= Possible PFL-anom. confidence= 1	


Table A4b-45. KFM04A. Interpretation of PFL measurements and BOREMAP data

PFL anom. No	PFL anom data	Boremap data	BIPS Image
52a	Bh-length (m) = 208.20 T (m ² /s) = 1.38E-6 PFL confidence= Certain	Adjusted secup (m) =208.16 Fract_interpret / Varcodes= open fr. Frac.interp. confidence= Probable PFL-anom. confidence= 1	
52b		Adjusted secup (m) =208.18 Fract_interpret / Varcodes= open fr. Frac.interp. confidence= Certain PFL-anom. confidence= 1	
52c		Adjusted secup (m) =208.18 Fract_interpret / Varcodes= open fr. Frac.interp. confidence= Certain PFL-anom. confidence= 1	
52d		Adjusted secup (m) =208.25 Fract_interpret / Varcodes= partly open fr. Frac.interp. confidence= Probable PFL-anom. confidence= 1	

Table A4b-46. KFM04A. Interpretation of PFL measurements and BOREMAP data

PFL anom. No	PFL anom data	Boremap data	BIPS Image
53	Bh-length (m) = 232.70 T (m ² /s) = 1.83E-5 PFL confidence= Certain	Adjusted secup (m) =232.59 Adjusted secup (m) =232.73 Fract_interpret / Varcodes= Crush zone PFL-anom. confidence= 1	
54a	Bh-length (m) = 234.00 T (m ² /s) = 3.92E-7 PFL confidence= Certain	Adjusted secup (m) =233.96 Fract_interpret / Varcodes= open fr. Frac.interp. confidence= Certain PFL-anom. confidence= 1	
54b		Adjusted secup (m) =234.07 Fract_interpret / Varcodes= open fr. Frac.interp. confidence= Probable PFL-anom. confidence= 1	

Table A4b-47. KFM04A. Interpretation of PFL measurements and BOREMAP data

PFL anom. No	PFL anom data	Boremap data	BIPS Image
55a	Bh-length (m) = 235.60 T (m ² /s) = 2.73E-5 PFL confidence= Certain	Adjusted secup (m) =235.45 Fract_interpret / Varcod= partly open fr. Frac.interp. confidence= Certain PFL-anom. confidence= 2	
55b		Adjusted secup (m) =235.46 Fract_interpret / Varcod= open fr. Frac.interp. confidence= Certain PFL-anom. confidence= 2	
55c		Adjusted secup (m) =235.48 Fract_interpret / Varcod= partly open fr. Frac.interp. confidence= Certain PFL-anom. confidence= 2	
55d		Adjusted secup (m) =235.48 Fract_interpret / Varcod= partly open fr. Frac.interp. confidence= Certain PFL-anom. confidence= 2	
55e		Adjusted secup (m) =235.49 Fract_interpret / Varcod= open fr. Frac.interp. confidence= Certain PFL-anom. confidence= 2	

PFL anom. No	PFL anom data	Boremap data	BIPS Image
55f		Adjusted secup (m) =235.53	
		Fract_interpret / Varcodes= open fr.	
		Frac.interp. confidence= Certain	
		PFL-anom. confidence= 1	

Table A4b-48. KFM04A. Interpretation of PFL measurements and BOREMAP data

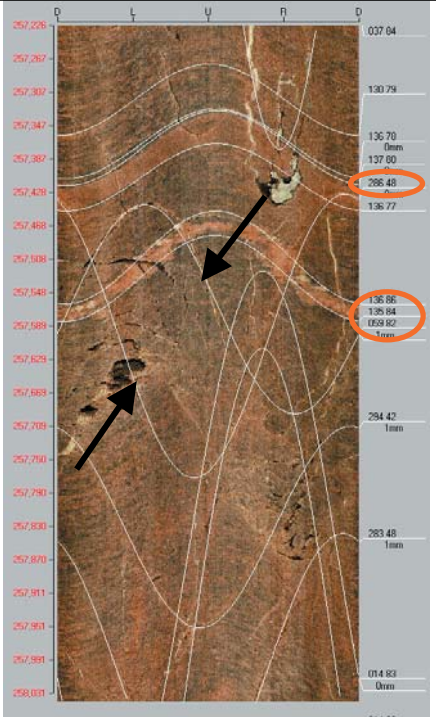
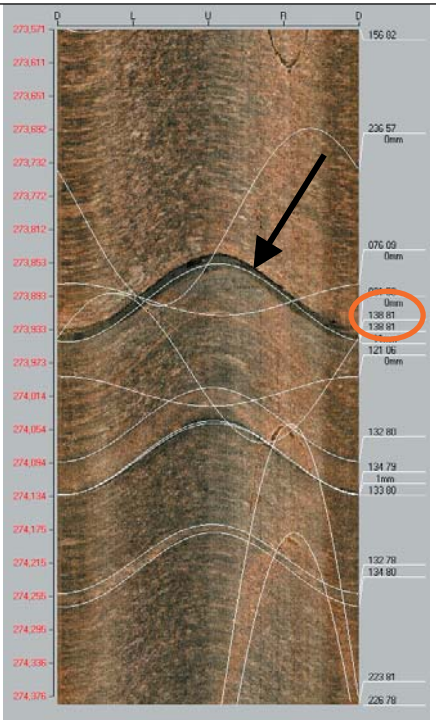
PFL anom. No	PFL anom data	Boremap data	BIPS Image
56a	Bh-length (m) = 257.60 T (m ² /s) = 1.52E-8 PFL confidence= Certain	Adjusted secup (m) = 257.57 Fract_interpret / Varcodes= open fr. Frac.interp. confidence= Certain PFL-anom. confidence= 1	
56b		Adjusted secup (m) = Fract_interpret / Varcodes= open fr. Frac.interp. confidence= Probable PFL-anom. confidence= 1	
57	Bh-length (m) = 273.90 T (m ² /s) = 6.73E-9 PFL confidence= Certain	Adjusted secup (m) = 273.90 Fract_interpret / Varcodes= open fr. Frac.interp. confidence= Probable PFL-anom. confidence= 1	

Table A4b-49. KFM04A. Interpretation of PFL measurements and BOREMAP data

PFL anom. No	PFL anom data	Boremap data	BIPS Image
58	<p>Bh-length (m) = 297.10</p> <p>$T (m^2/s) = 1.61E-7$</p> <p>PFL confidence= Certain</p>	<p>Adjusted secup (m) =296.95</p> <p>Fract_interpret / Varcodes= open fr.</p> <p>Frac.interp. confidence= Probable</p> <p>PFL-anom. confidence= 2</p>	
59	<p>Bh-length (m) = 313.04</p> <p>$T (m^2/s) = 7.97E-10$</p> <p>PFL confidence= Uncertain</p>	<p>Adjusted secup (m) =313.04</p> <p>Fract_interpret / Varcodes= open fr.</p> <p>Frac.interp. confidence= Probable</p> <p>PFL-anom. confidence= 1</p>	

Table A4b-50. KFM04A. Interpretation of PFL measurements and BOREMAP data

PFL anom. No	PFL anom data	Boremap data	BIPS Image
60a	Bh-length (m) = 338.80 T (m ² /s) = 2.76E-8 PFL confidence= Certain	Adjusted secup (m) =338.76 Fract_interpret / Varcodes= open fr. Frac.interp. confidence= Certain PFL-anom. confidence= 1	
60b		Adjusted secup (m) =338.78 Fract_interpret / Varcodes= open fr. Frac.interp. confidence= Possible PFL-anom. confidence= 1	
60c		Adjusted secup (m) =339.02 Fract_interpret / Varcodes= open fr. Frac.interp. confidence= Certain PFL-anom. confidence= 3	

Table A4b-51. KFM04A. Interpretation of PFL measurements and BOREMAP data

PFL anom. No	PFL anom data	Boremap data	BIPS Image
61a	Bh-length (m) = 343.40 T (m ² /s) = 1.80E-97 PFL confidence= Uncertain	Adjusted secup (m) =343.29 Fract_interpret / Varcodes= open fr. Frac.interp. confidence= Probable PFL-anom. confidence= 2	
61b		Adjusted secup (m) =343.33 Fract_interpret / Varcodes= open fr. Frac.interp. confidence= Possible PFL-anom. confidence= 1	
61c		Adjusted secup (m) =343.42 Fract_interpret / Varcodes= open fr. Frac.interp. confidence= Possible PFL-anom. confidence= 1	
61d		Adjusted secup (m) =343.45 Fract_interpret / Varcodes= open fr. Frac.interp. confidence= Possible PFL-anom. confidence= 1	

Table A4b-52. KFM04A. Interpretation of PFL measurements and BOREMAP data

PFL anom. No	PFL anom data	Boremap data	BIPS Image
62a	Bh-length (m) = 346.00 T (m ² /s) = 7.94E-10 PFL confidence= Uncertain	Adjusted secup (m) =345.88 Fract_interpret / Varcodes= partly open fr. Frac.interp. confidence= Possible PFL-anom. confidence= 2	
62b		Adjusted secup (m) =346.22 Fract_interpret / Varcodes= partly open fr. Frac.interp. confidence= Probable PFL-anom. confidence= 3	

Table A4b-53. KFM04A. Interpretation of PFL measurements and BOREMAP data

PFL anom. No	PFL anom data	Boremap data	BIPS Image
63a	Bh-length (m) = 353.40 T (m ² /s) = 7.16E-10 PFL confidence= Uncertain	Adjusted secup (m) =353.39 Fract_interpret / Varcodes= open fr. Frac.interp. confidence= Probable PFL-anom. confidence= 1	
63b		Adjusted secup (m) =353.40 Fract_interpret / Varcodes= open fr. Frac.interp. confidence= Probable PFL-anom. confidence= 1	
63c		Adjusted secup (m) =353.51 Fract_interpret / Varcodes= open fr. Frac.interp. confidence= Possible PFL-anom. confidence= 2	

Table A4b-54. KFM04A. Interpretation of PFL measurements and BOREMAP data

PFL anom. No	PFL anom data	Boremap data	BIPS Image
64a	Bh-length (m) = 355.50 T (m ² /s) = 1.29E-9 PFL confidence= Uncertain	Adjusted secup (m) =354.98 Fract_interpret / Varcodes= partly open fr. Frac.interp. confidence= Certain PFL-anom. confidence= 6	
64b		Adjusted secup (m) =355.37 Fract_interpret / Varcodes= open fr. Frac.interp. confidence= Probable PFL-anom. confidence= 2	
64c		Adjusted secup (m) =355.47 Fract_interpret / Varcodes= open fr. Frac.interp. confidence= Probable PFL-anom. confidence= 1	

Table A4b-55. KFM04A. Interpretation of PFL measurements and BOREMAP data

PFL anom. No	PFL anom data	Boremap data	BIPS Image
65a	Bh-length (m) = 357.80 T (m ² /s) = 1.02E-9 PFL confidence= Uncertain	Adjusted secup (m) =357.67 Fract_interpret / Varcodes= open fr. Frac.interp. confidence= Possible PFL-anom. confidence= 2	
65b		Adjusted secup (m) =357.98 Fract_interpret / Varcodes= open fr. Frac.interp. confidence= Probable PFL-anom. confidence= 2	
65c		Adjusted secup (m) =357.99 Fract_interpret / Varcodes= open fr. Frac.interp. confidence= Probable PFL-anom. confidence= 2	


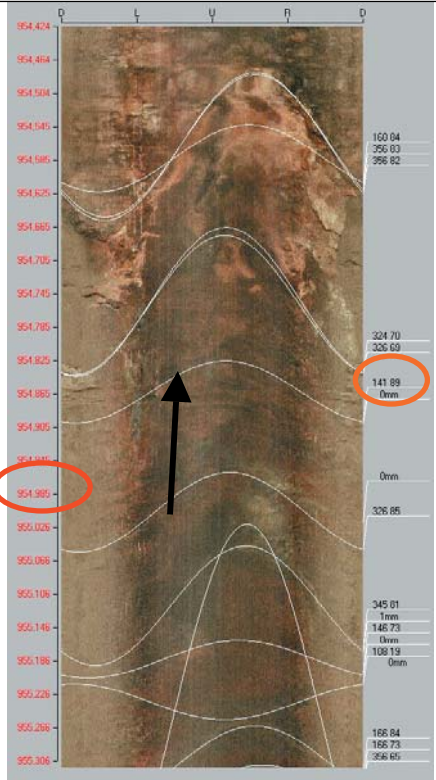
Table A4b-56. KFM04A. Interpretation of PFL measurements and BOREMAP data

PFL anom. No	PFL anom data	Boremap data	BIPS Image
66	Bh-length (m) = 358.20 T (m ² /s) = 2.90E-9 PFL confidence= Certain	Adjusted secup (m) =358.36 Fract_interpret / Varcodes= open fr. Frac.interp. confidence= Possible PFL-anom. confidence= 2	
67	Bh-length (m) = 359.80 T (m ² /s) = 1.26E-6 PFL confidence= Certain	Adjusted secup (m) =359.70 Adjusted seclow (m) =359.85 Fract_interpret / Varcodes= Crush zone PFL-anom. confidence= 1	

Table A4b-57. KFM04A. Interpretation of PFL measurements and BOREMAP data

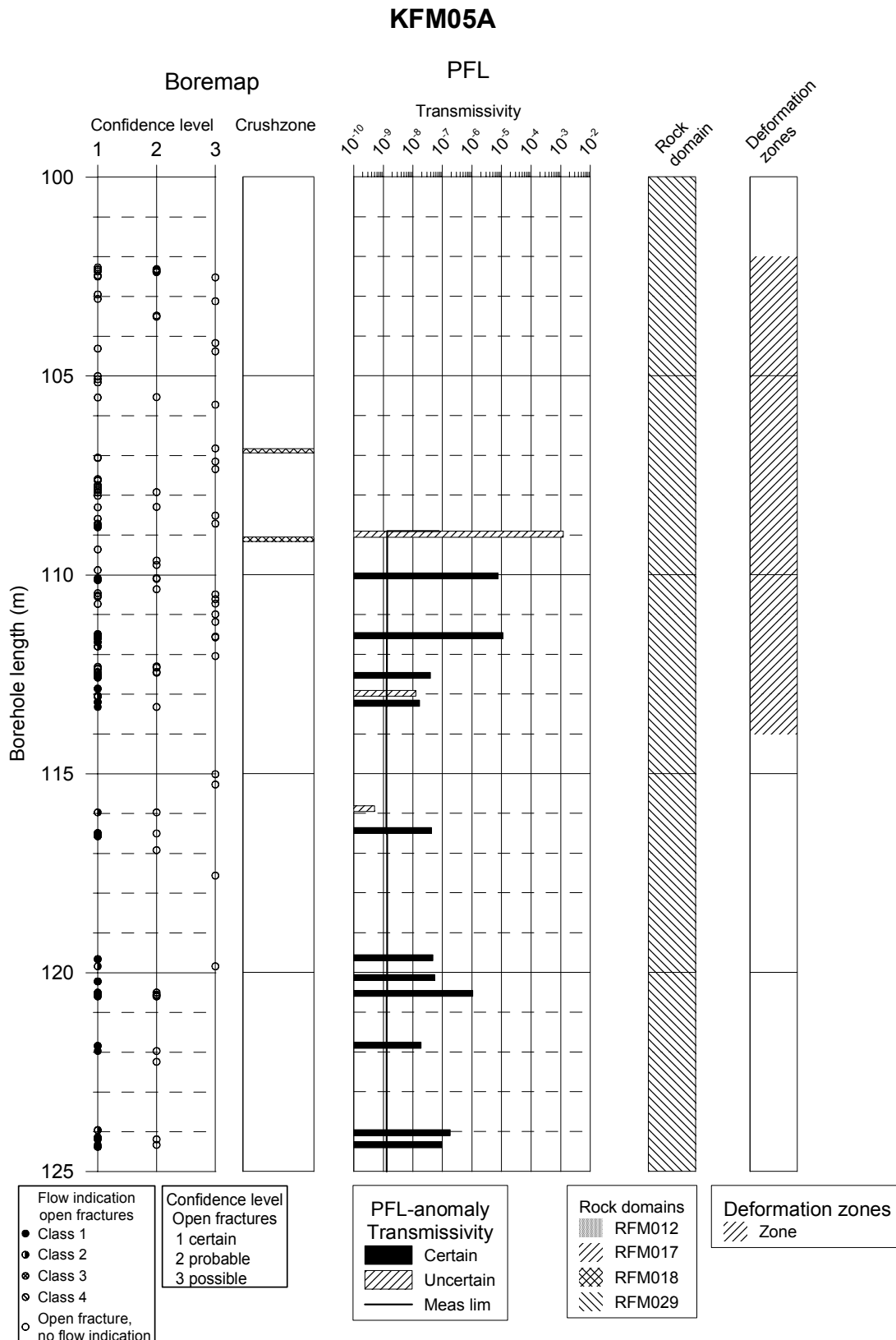
PFL anom. No	PFL anom data	Boremap data	BIPS Image
68	Bh-length (m) = 419.00 T (m ² /s) = 1.16E-8 PFL confidence= Certain	Adjusted secup (m) =419.24 Fract_interpret / Varcodes= open fr. Frac.interp. confidence= Probable PFL-anom. confidence= 3	
69a	Bh-length (m) = 421.90 T (m ² /s) = 2.18E-9 PFL confidence= Uncertain	Adjusted secup (m) =421.85 Fract_interpret / Varcodes= open fr. Frac.interp. confidence= Certain PFL-anom. confidence= 1	
69b		Adjusted secup (m) =421.96 Fract_interpret / Varcodes= open fr. Frac.interp. confidence= Certain PFL-anom. confidence= 1	

Table A4b-58. KFM04A. Interpretation of PFL measurements and BOREMAP data

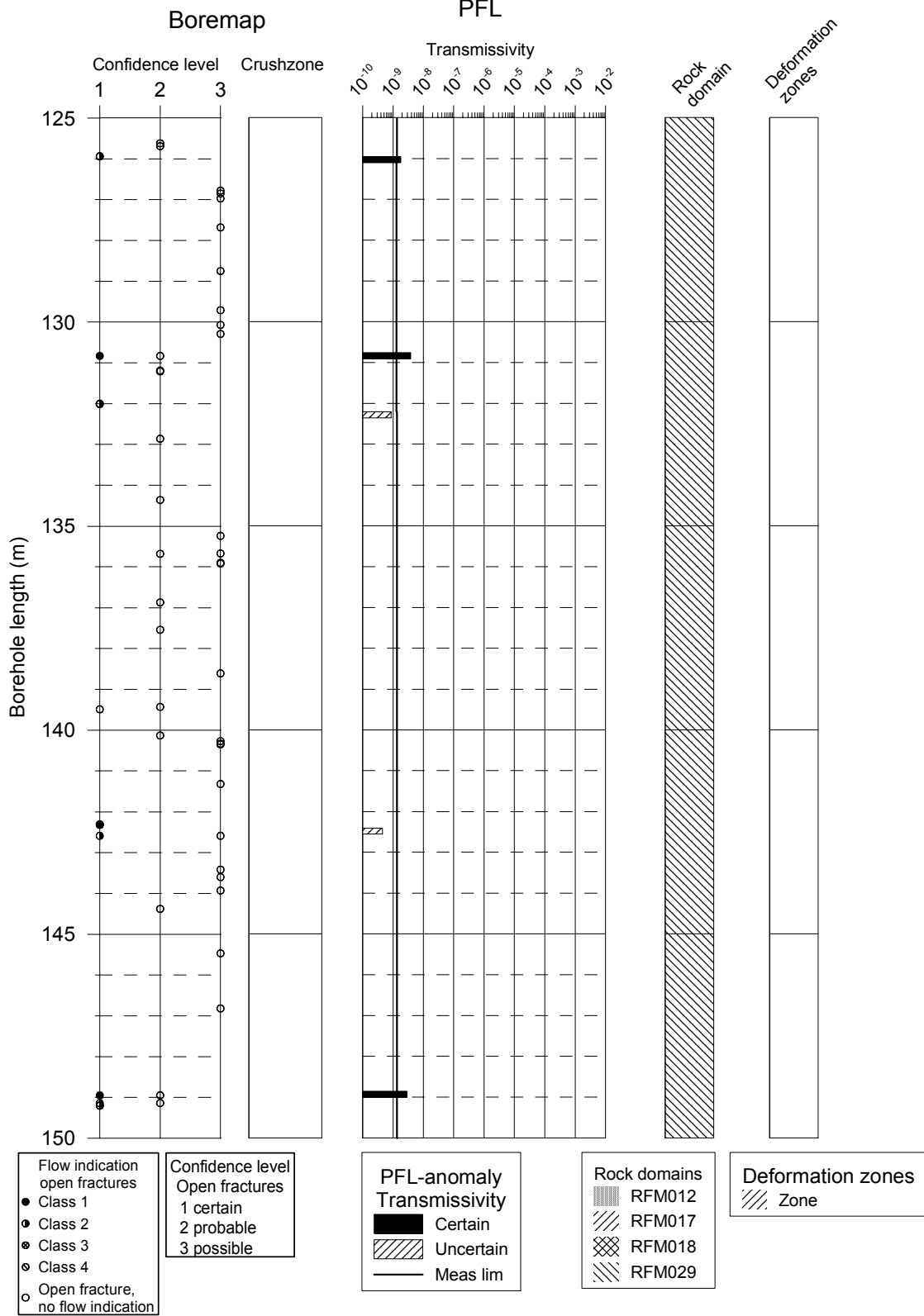
PFL anom. No	PFL anom data	Boremap data	BIPS Image
70	Bh-length (m) = 521.50 T (m ² /s) = 1.41E-9 PFL confidence= Uncertain	Adjusted secup (m) =521.42 Fract_interpret / Varcodes= open fr. Frac.interp. confidence= Probable PFL-anom. confidence= 1	
71	Bh-length (m) = 954.80 T (m ² /s) = 1.29E-9 PFL confidence= Uncertain	Adjusted secup (m) =954.98 Fract_interpret / Varcodes= open fr. Frac.interp. confidence= Probable PFL-anom. confidence= 2 Fracture secup does not quite match fracture position in BIPS-figure.	

KFM05A

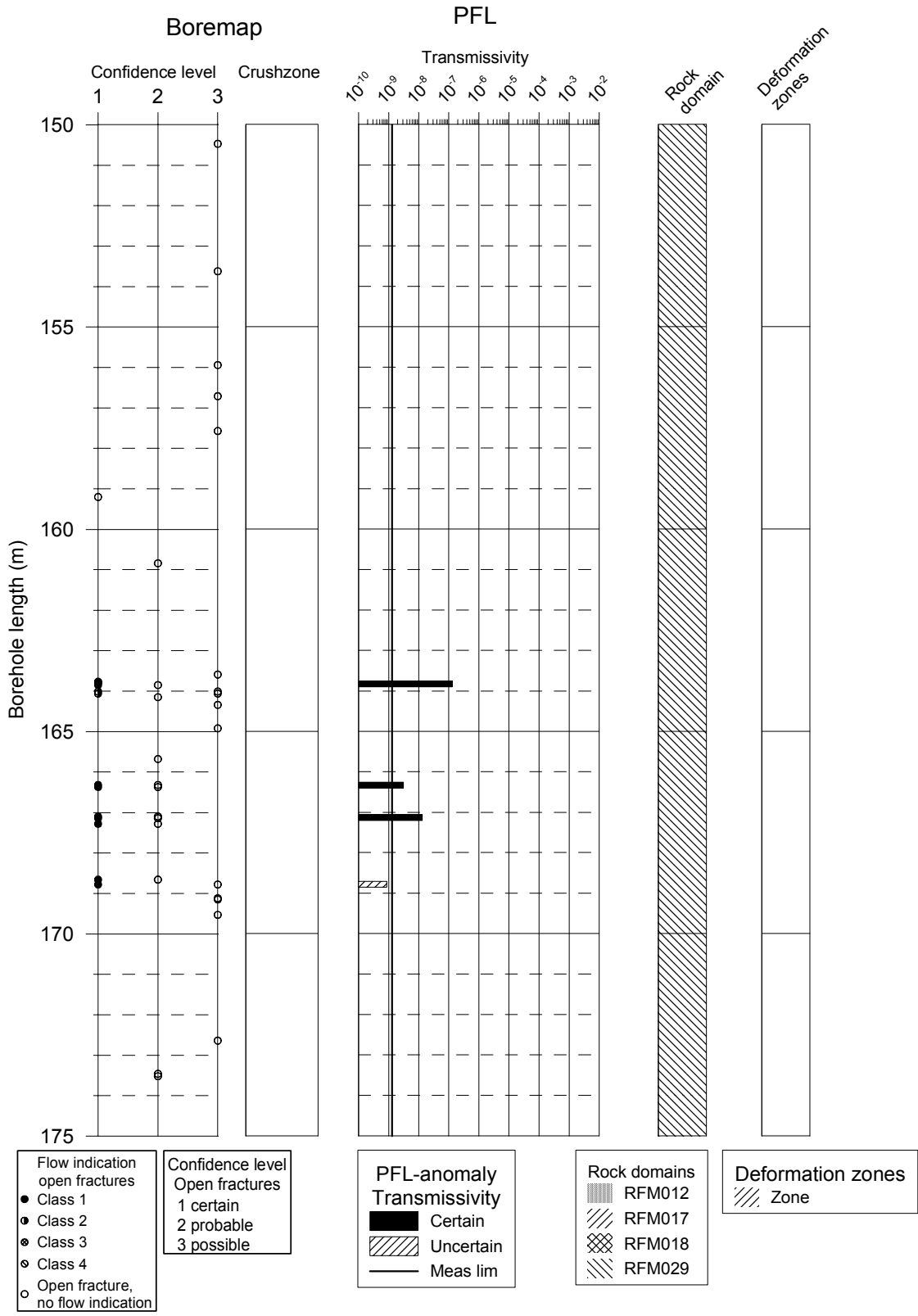
In this appendix plots showing Flow log anomalies to core mapped features in KFM05A for every 25 m of the borehole are found.



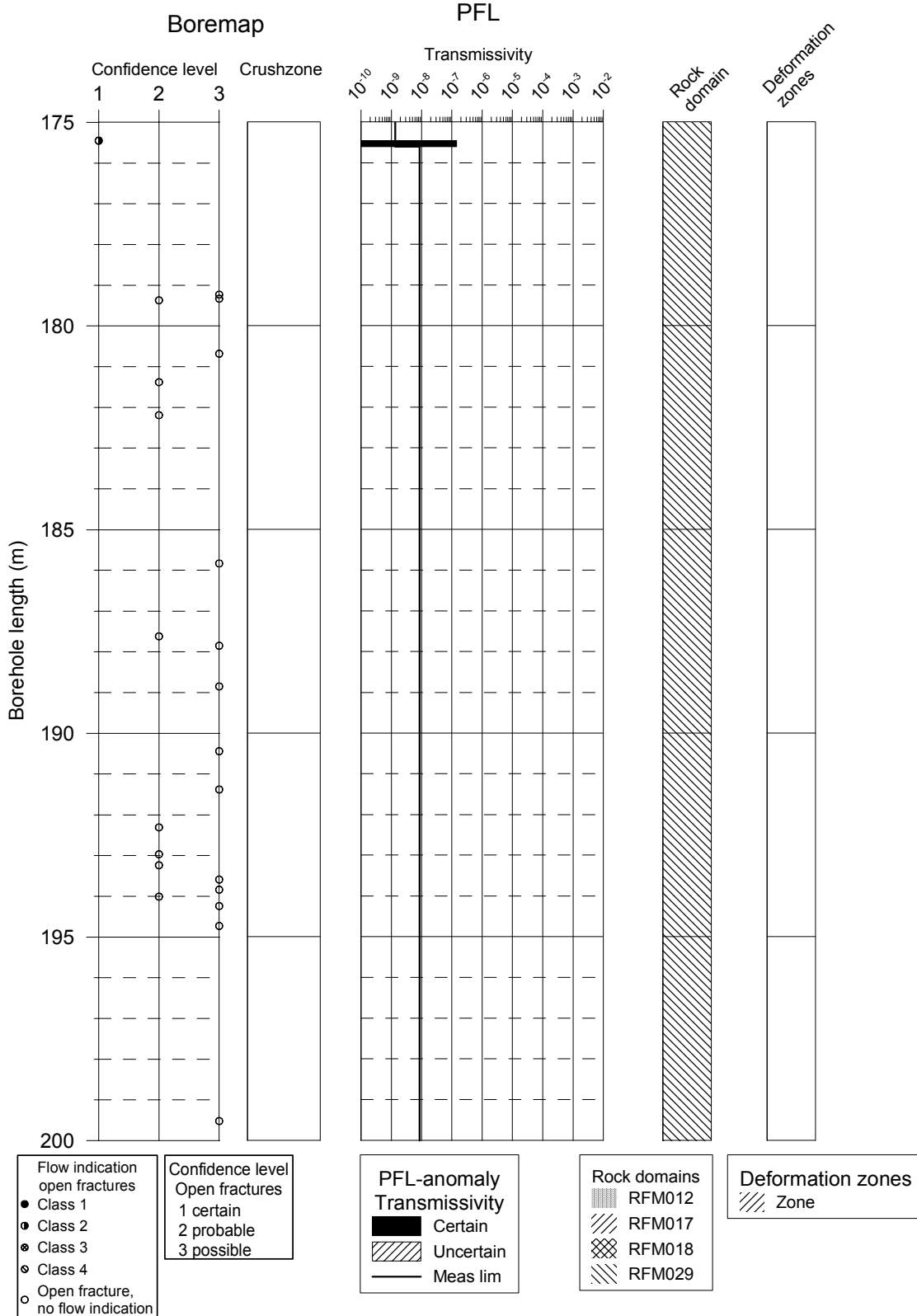
KFM05A




KFM05A



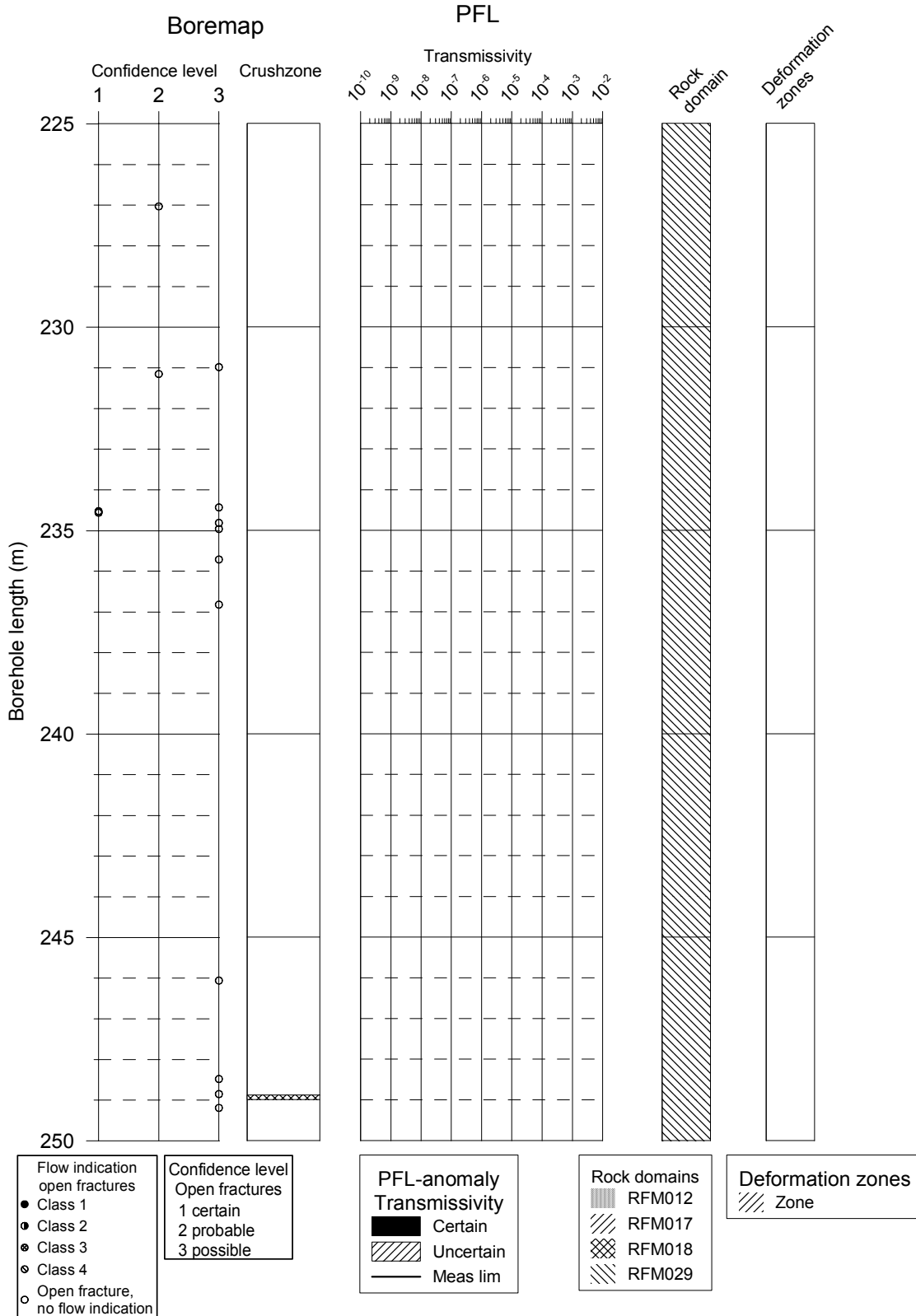
KFM05A



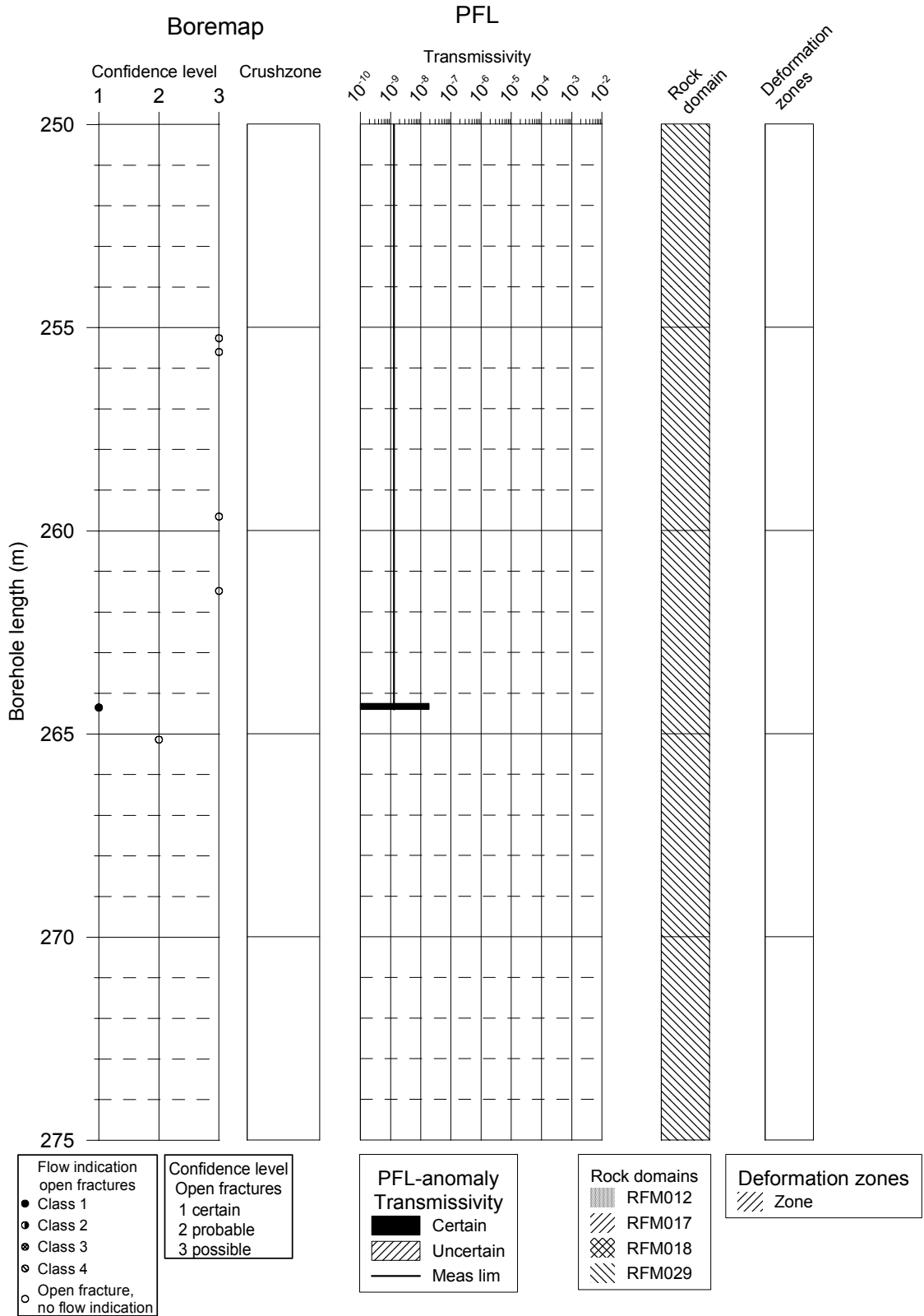
KFM05A



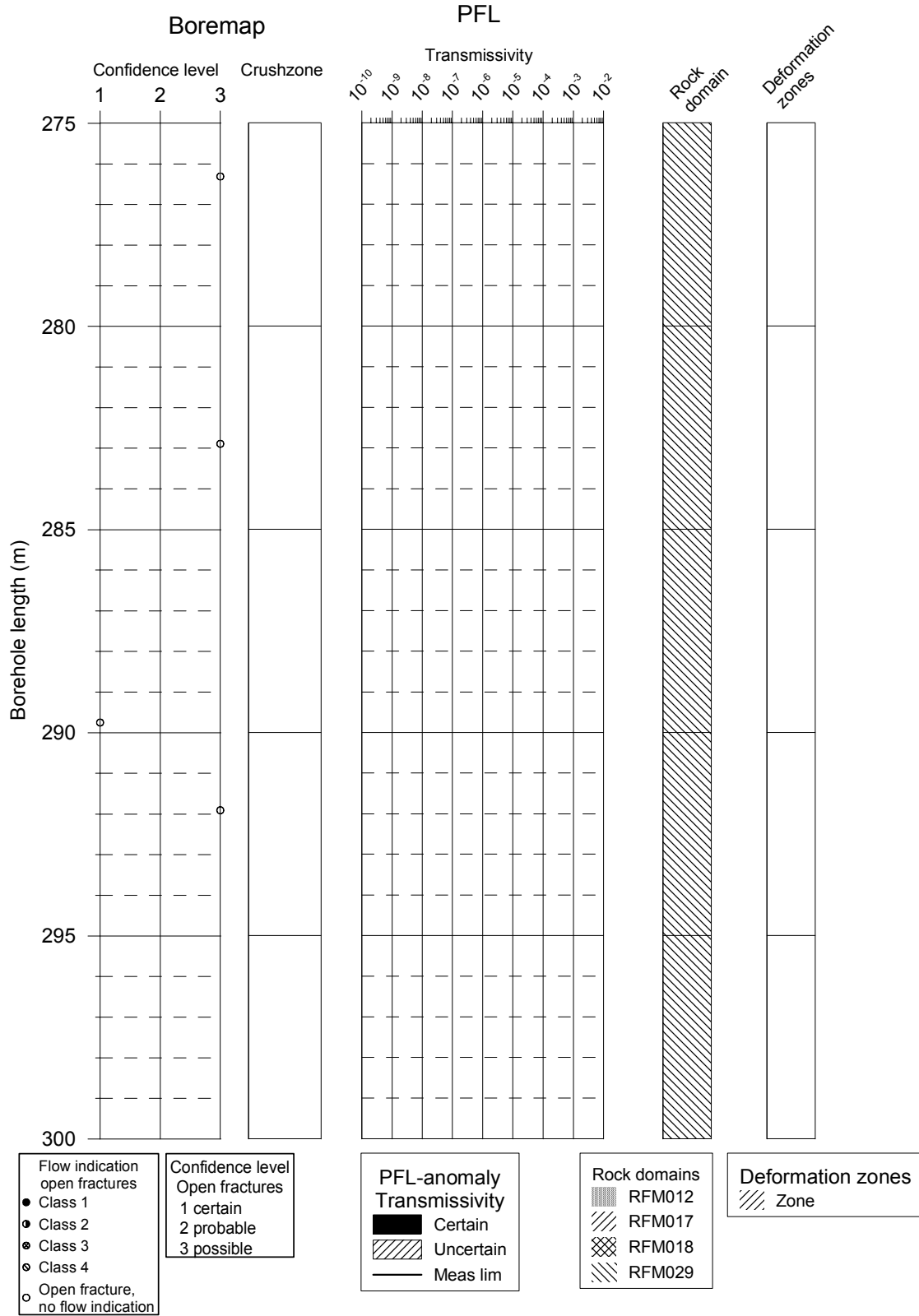
KFM05A



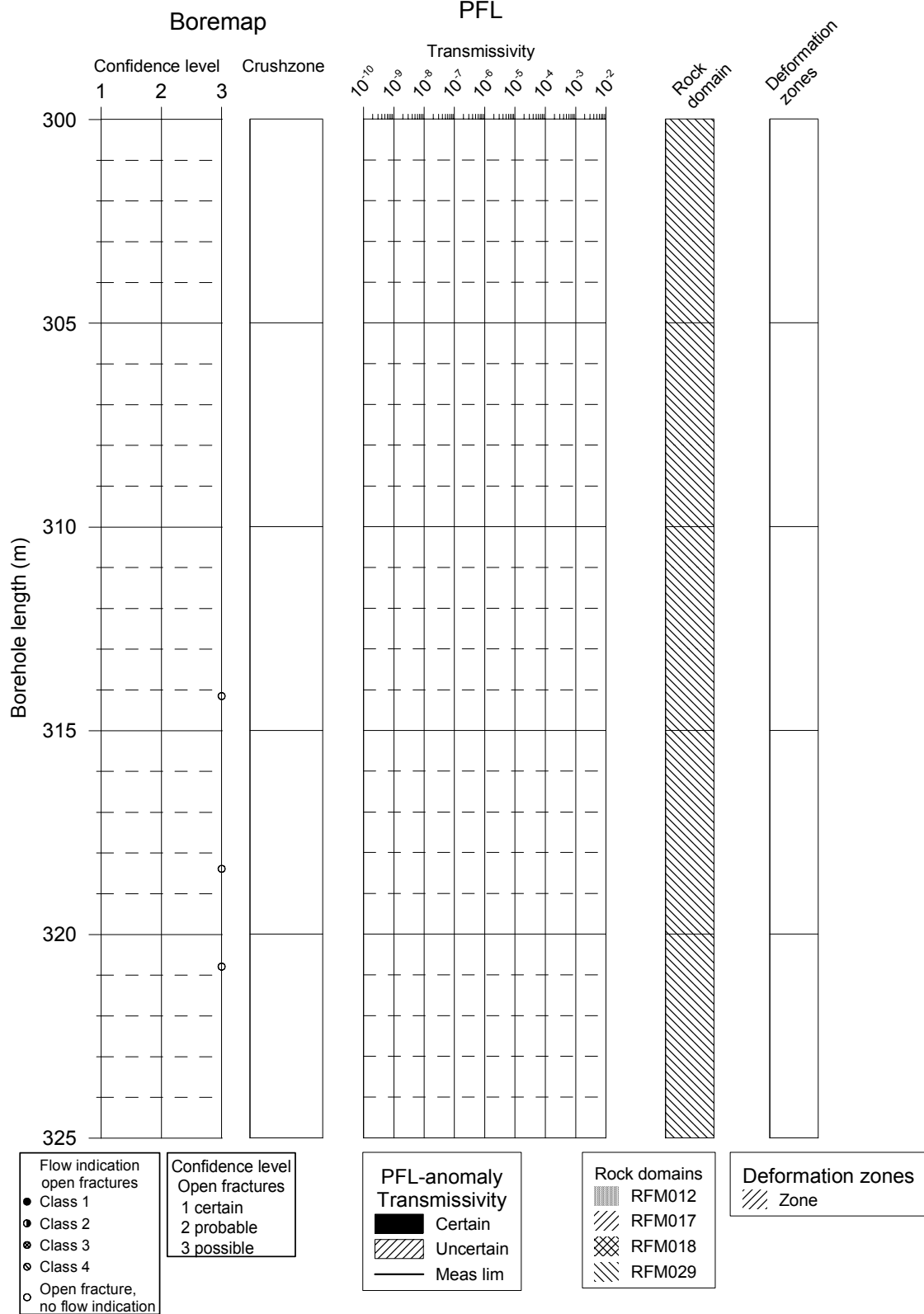
KFM05A



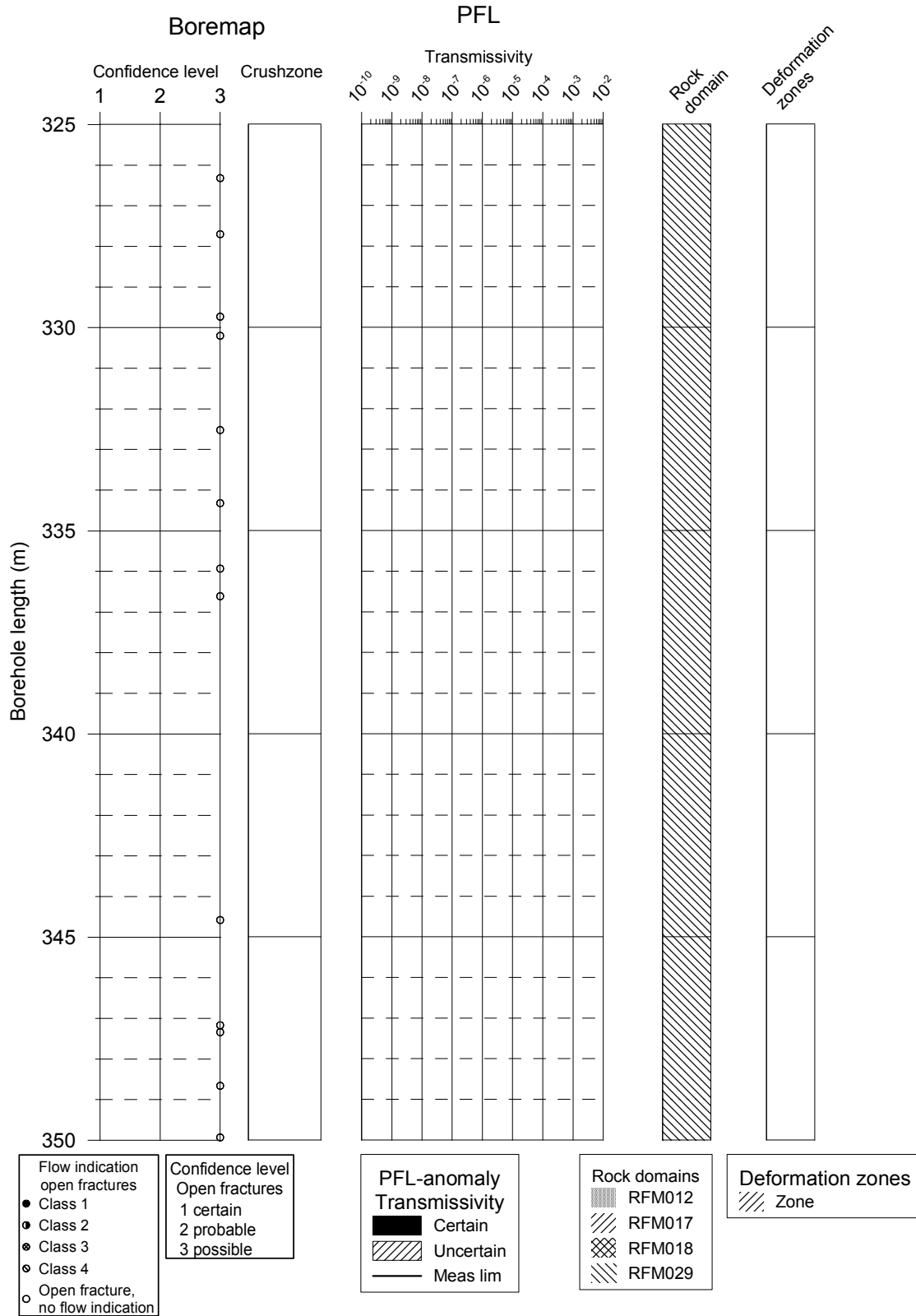
KFM05A



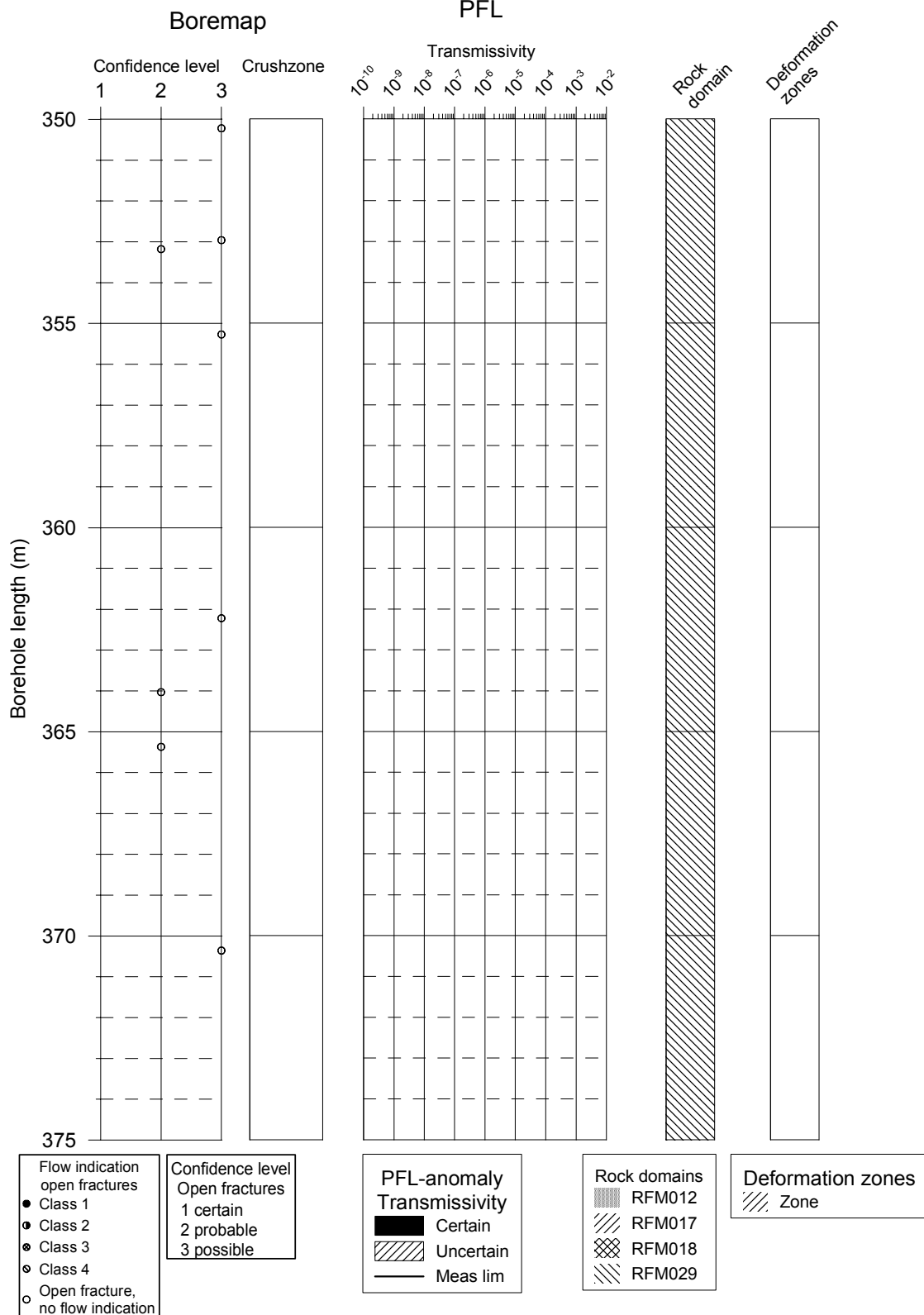
KFM05A



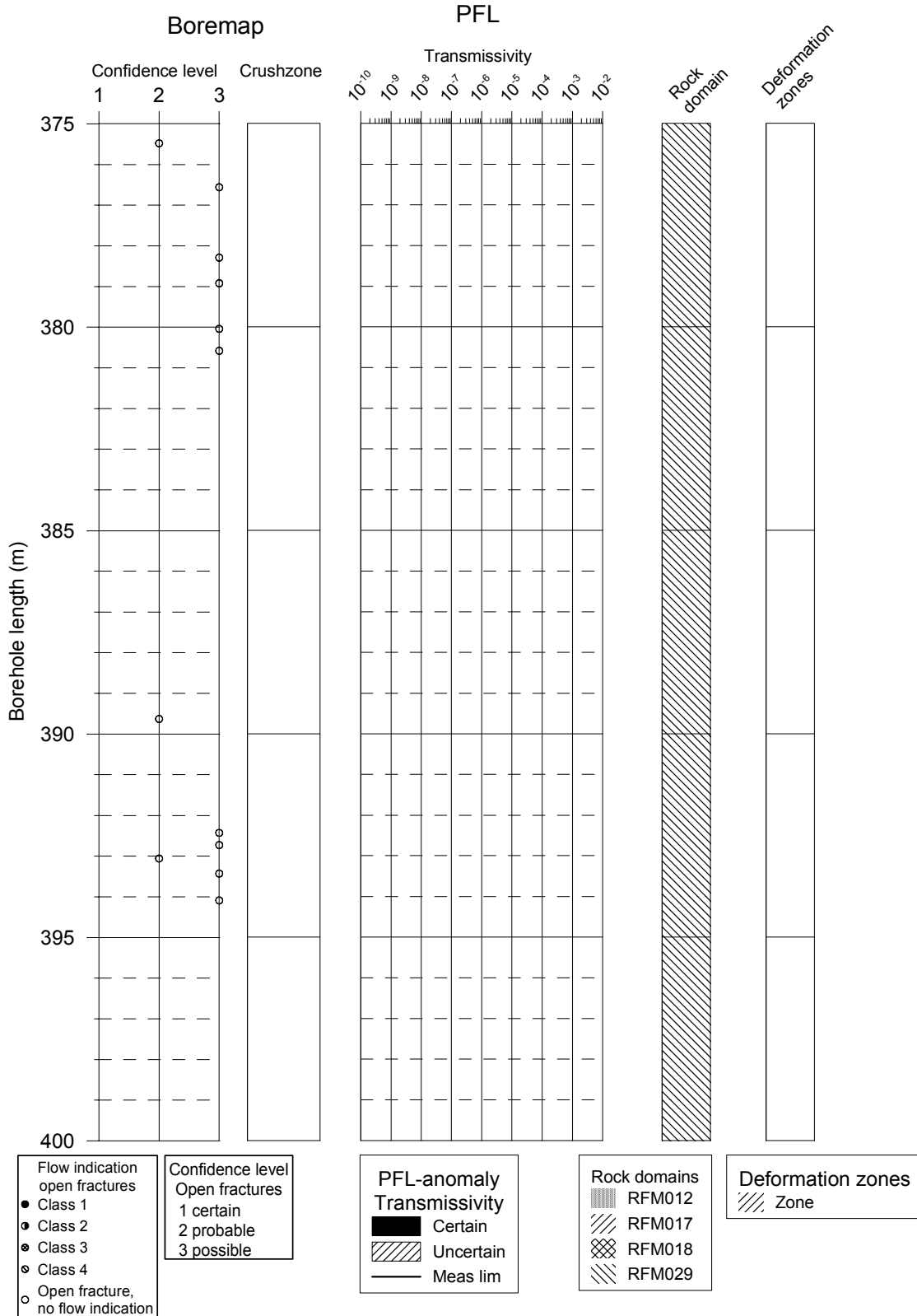
KFM05A



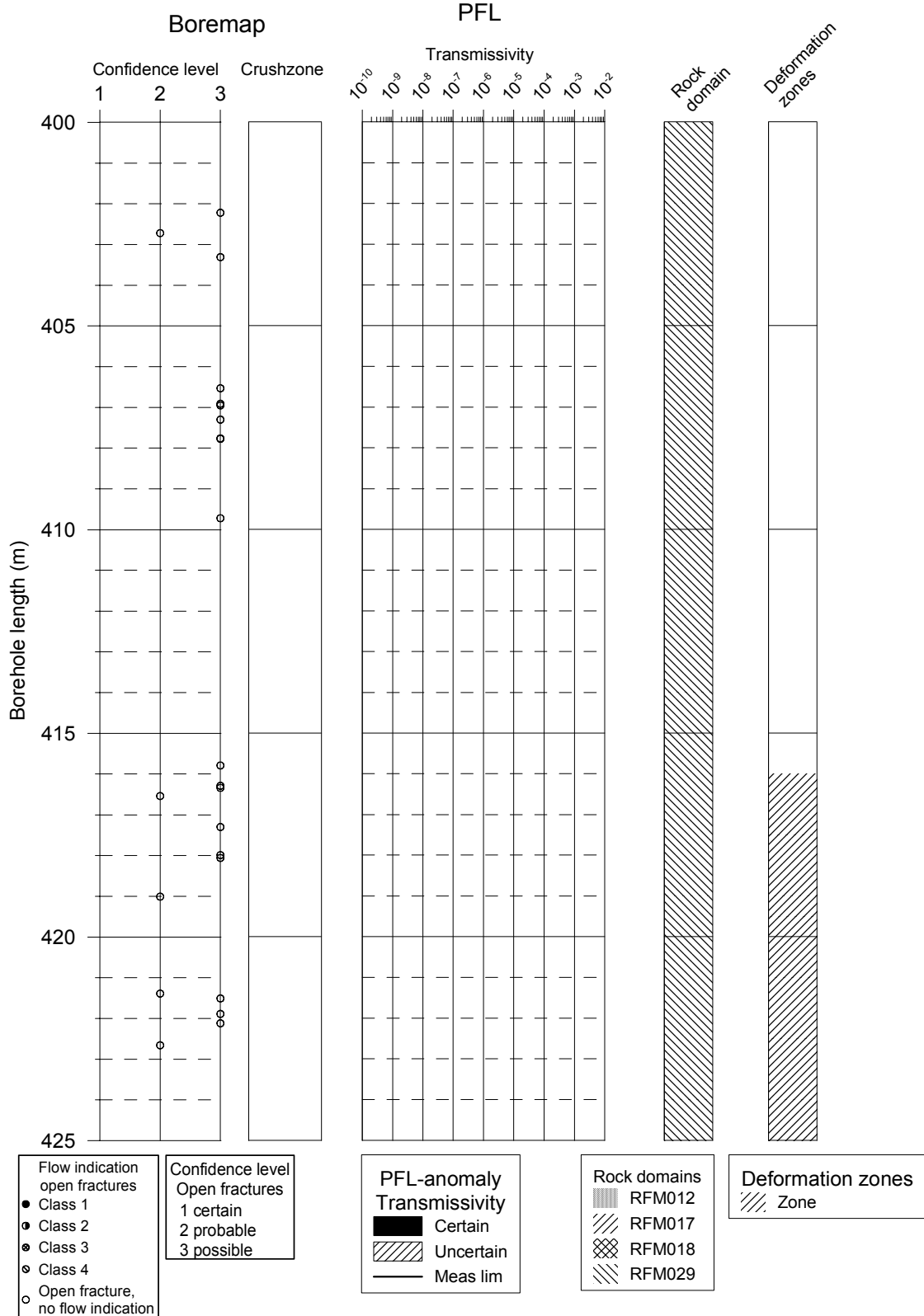
KFM05A



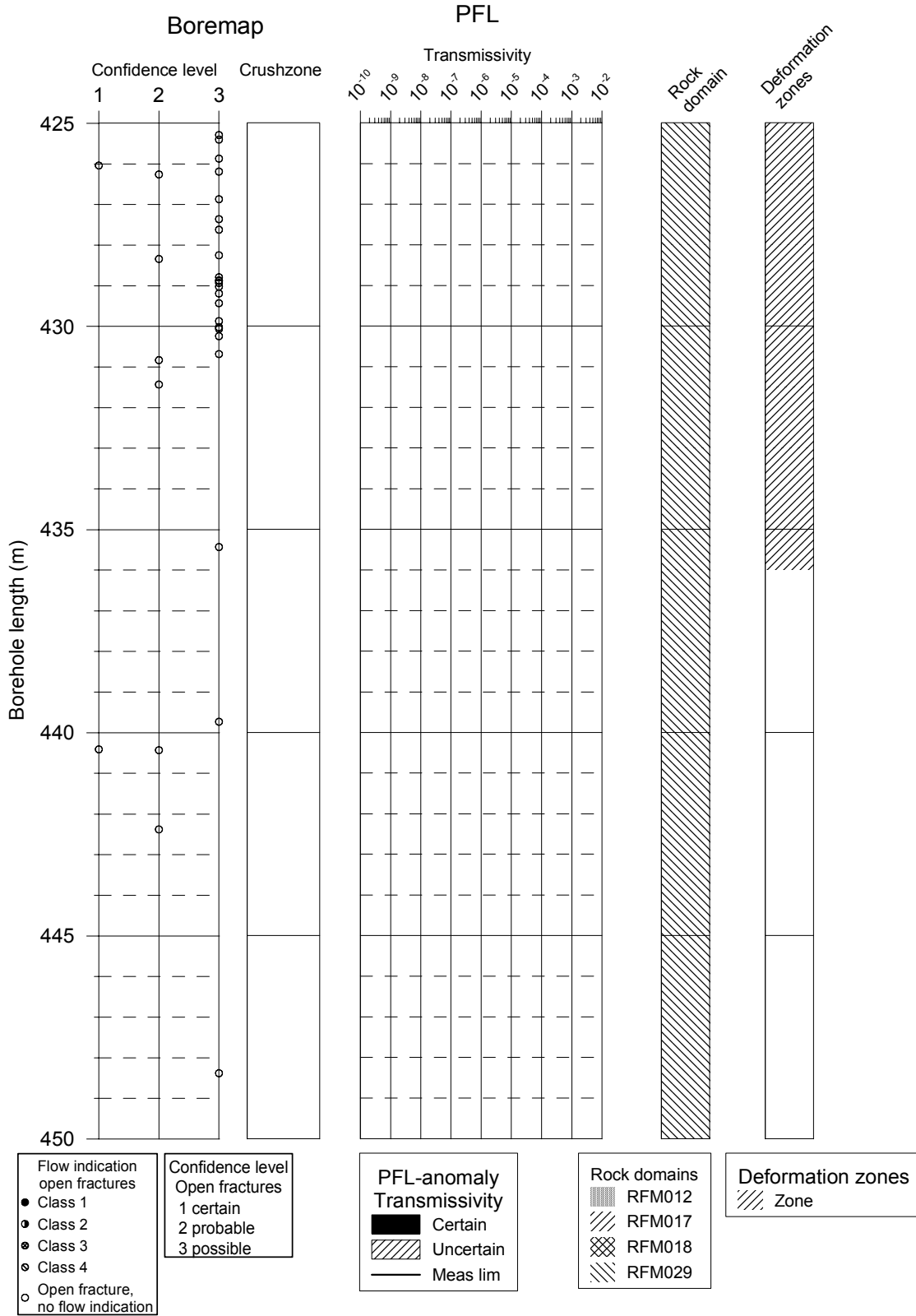
KFM05A



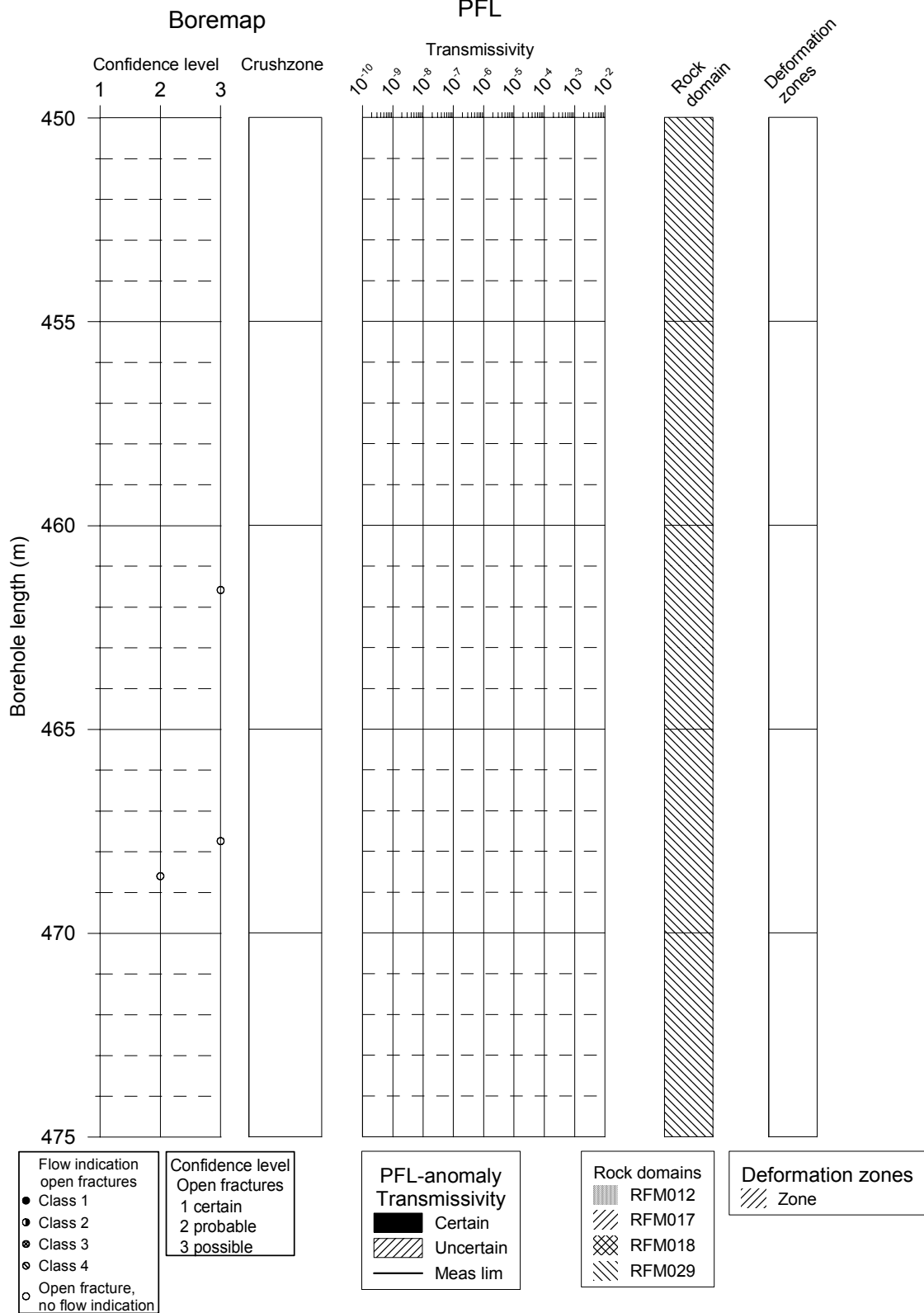
KFM05A



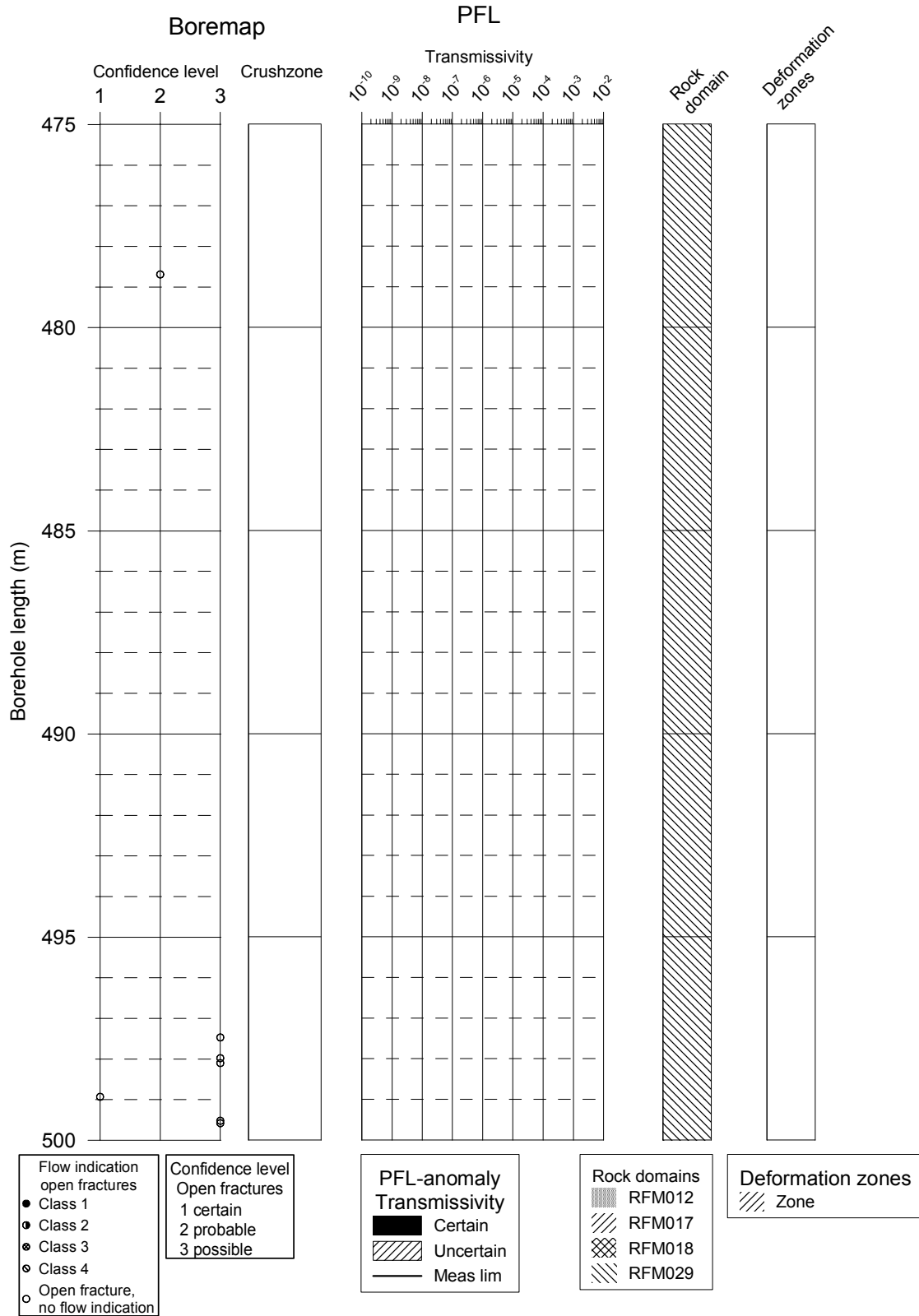
KFM05A



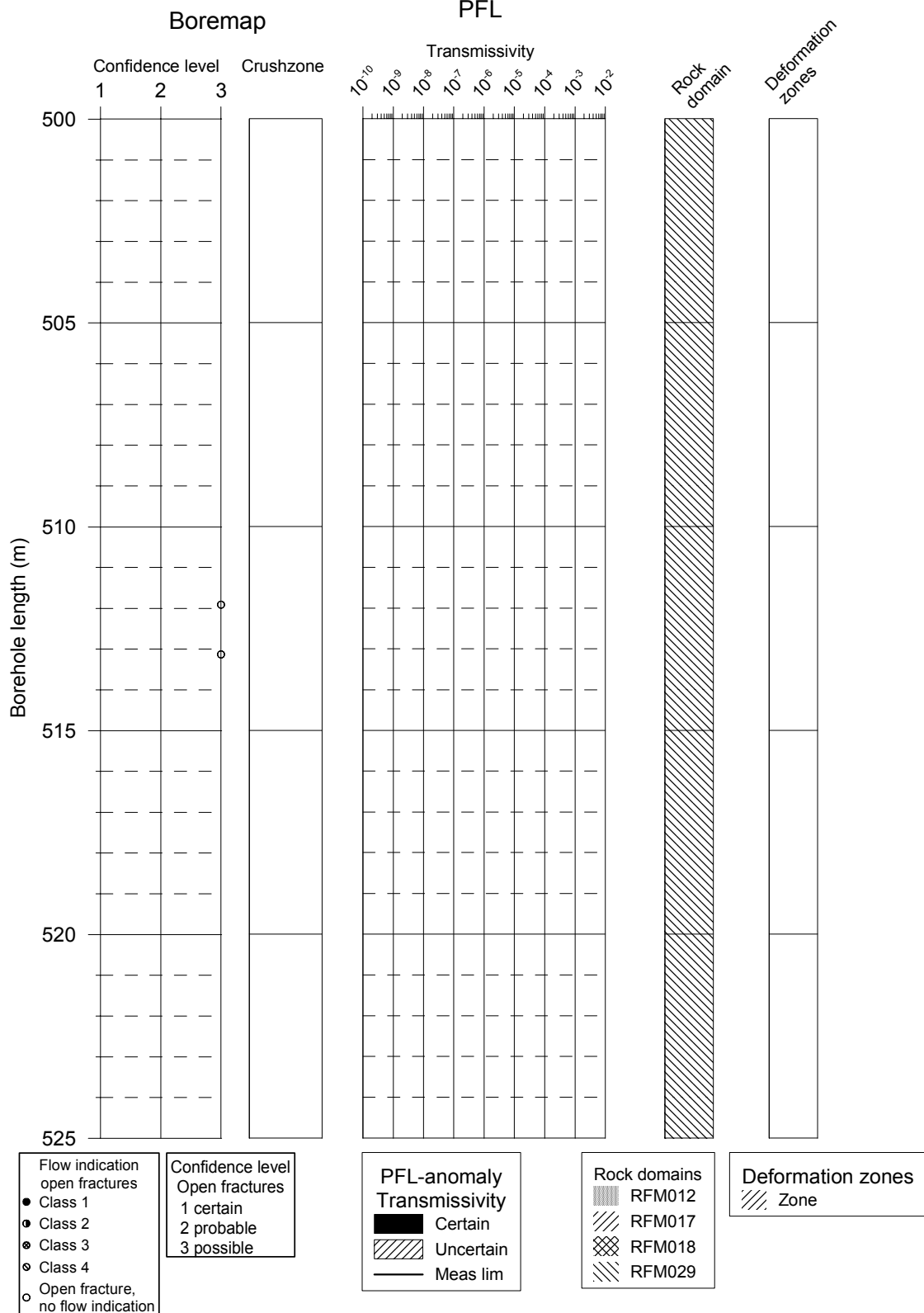
KFM05A



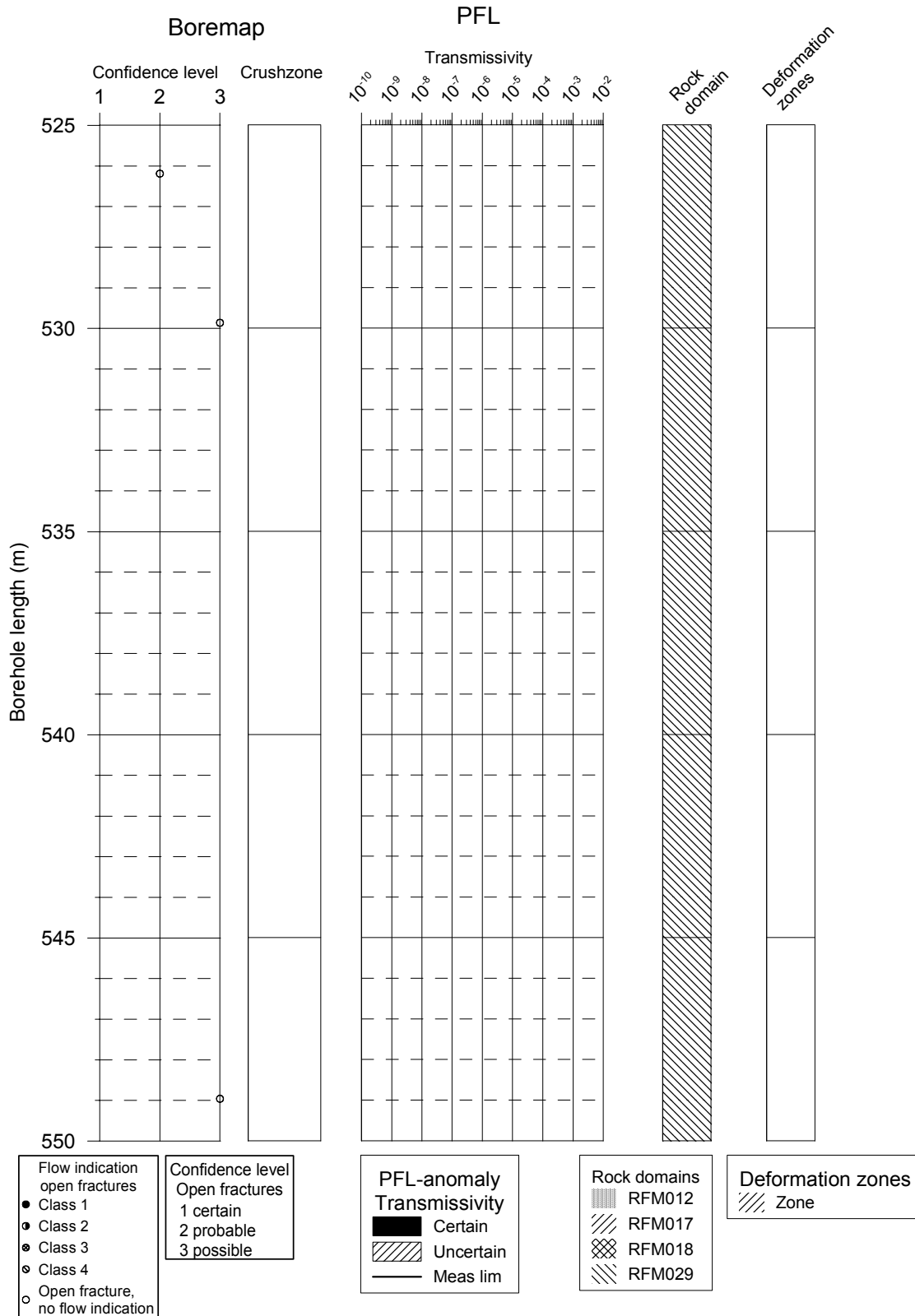
KFM05A



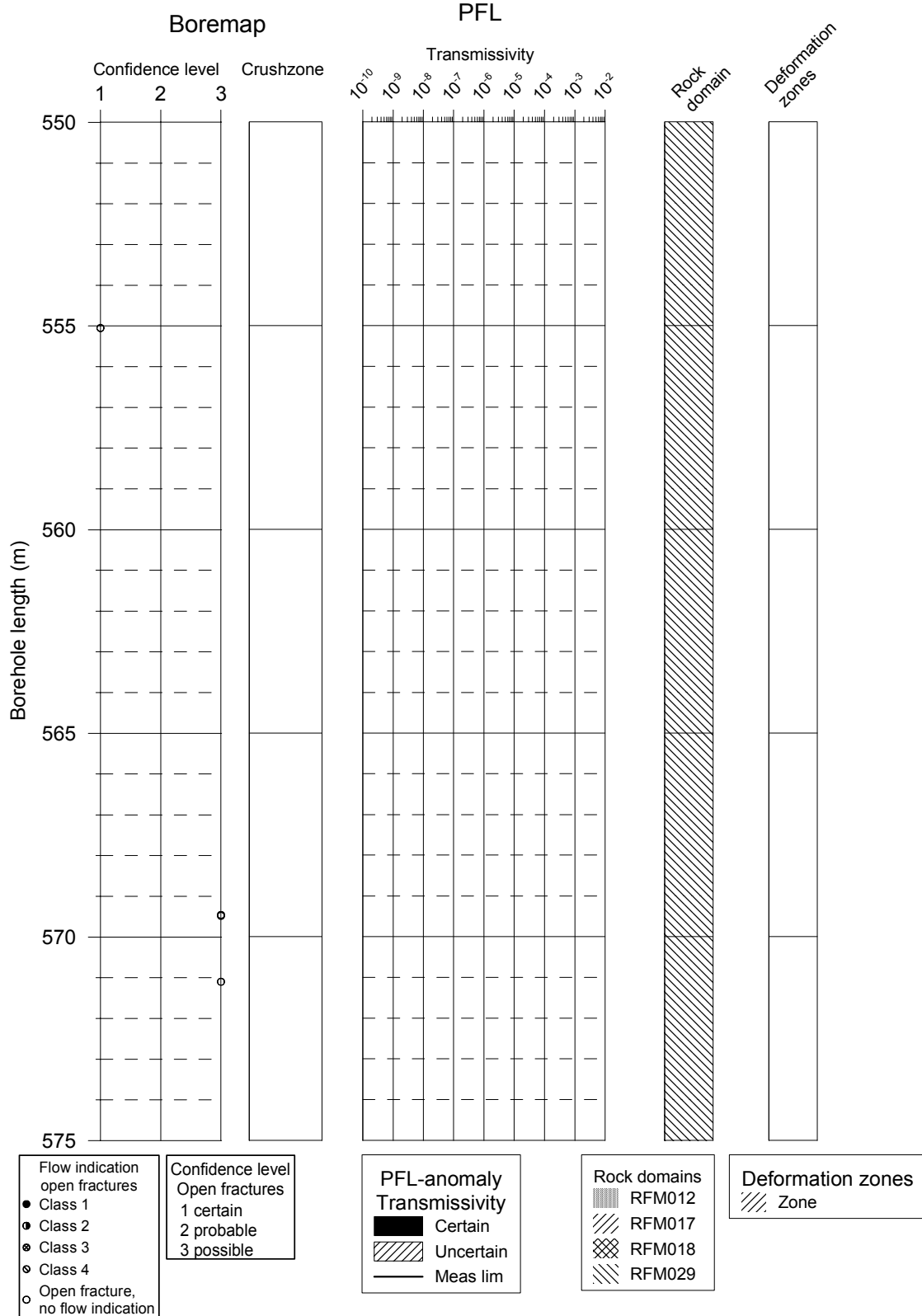
KFM05A



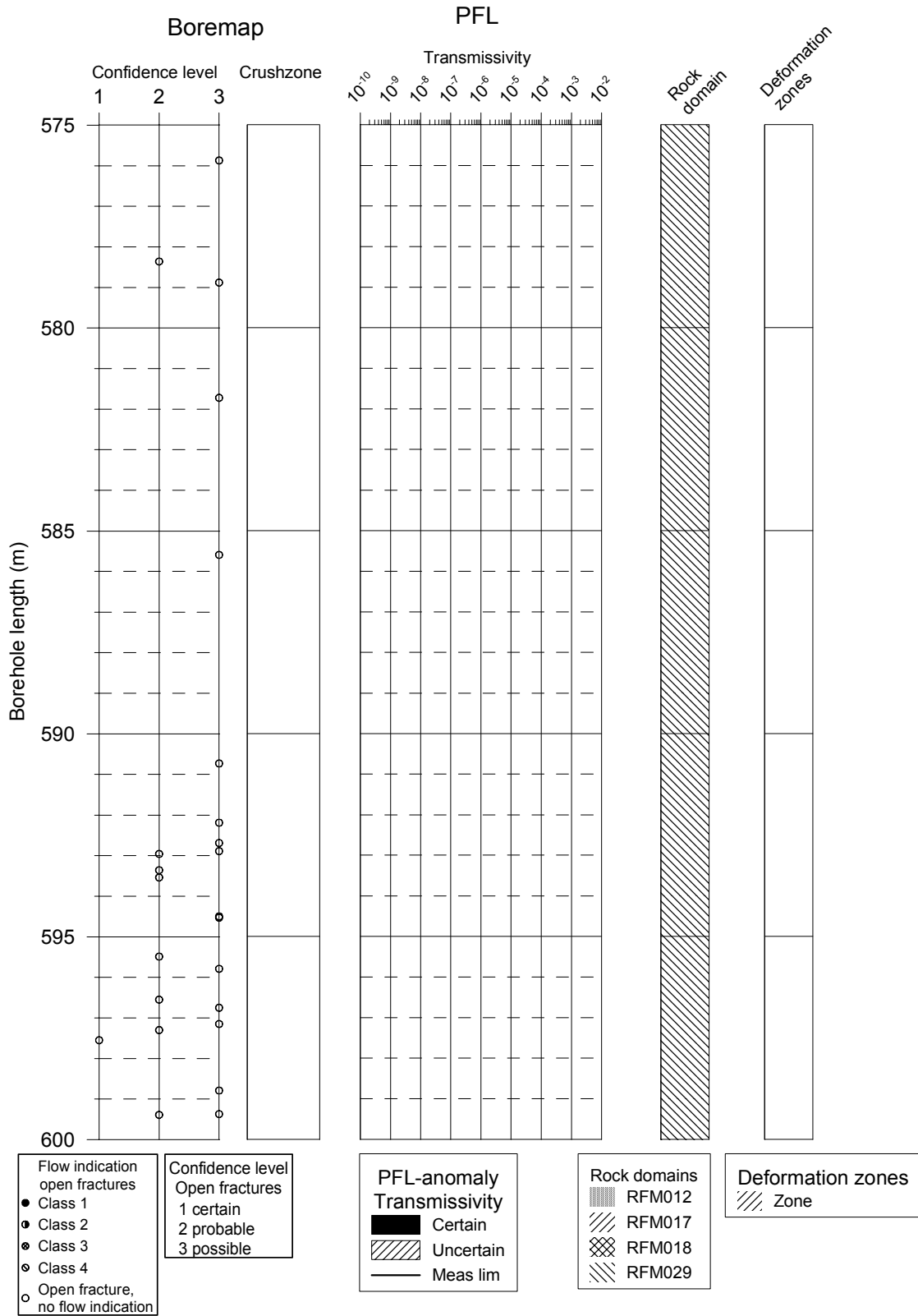
KFM05A



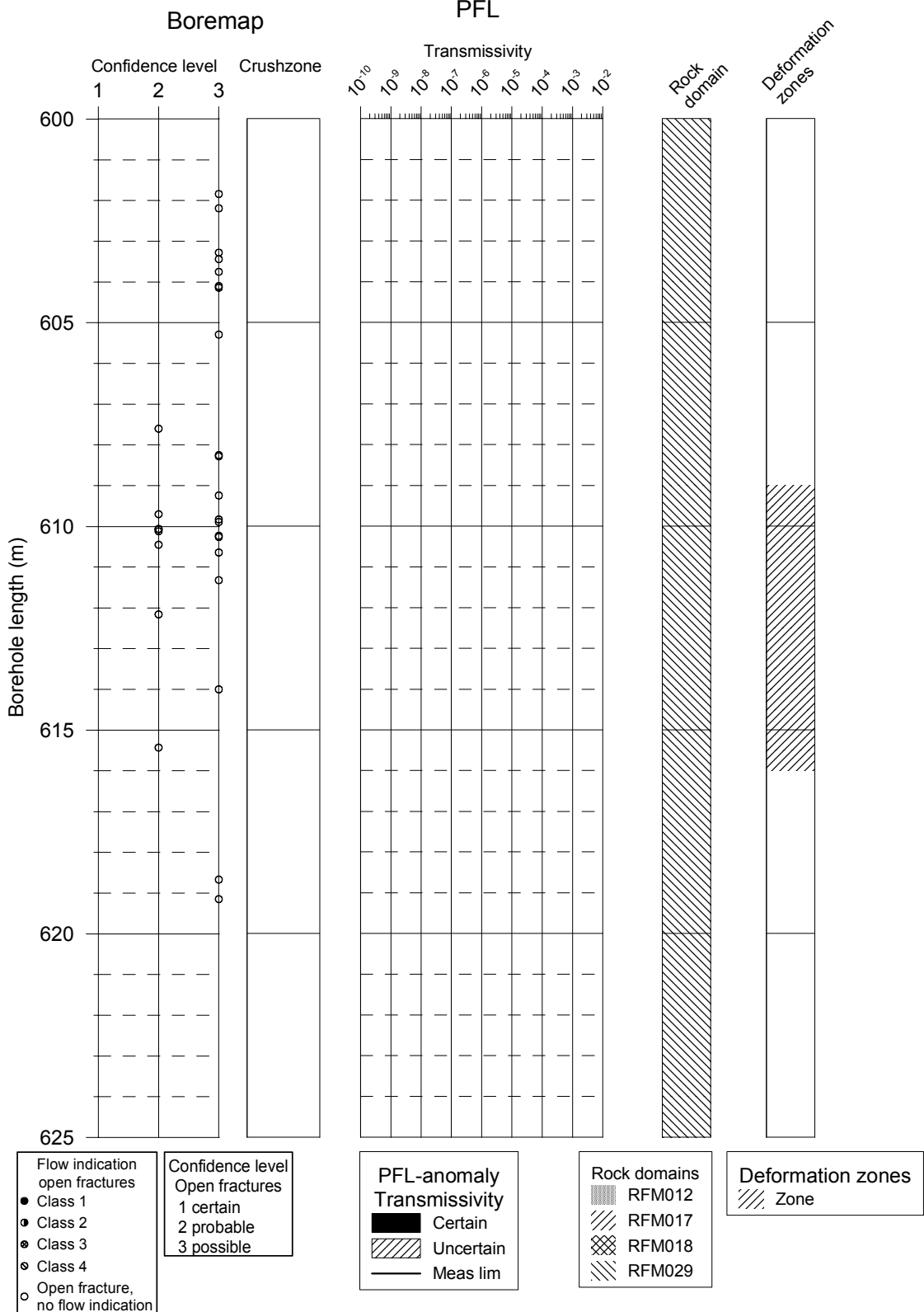
KFM05A



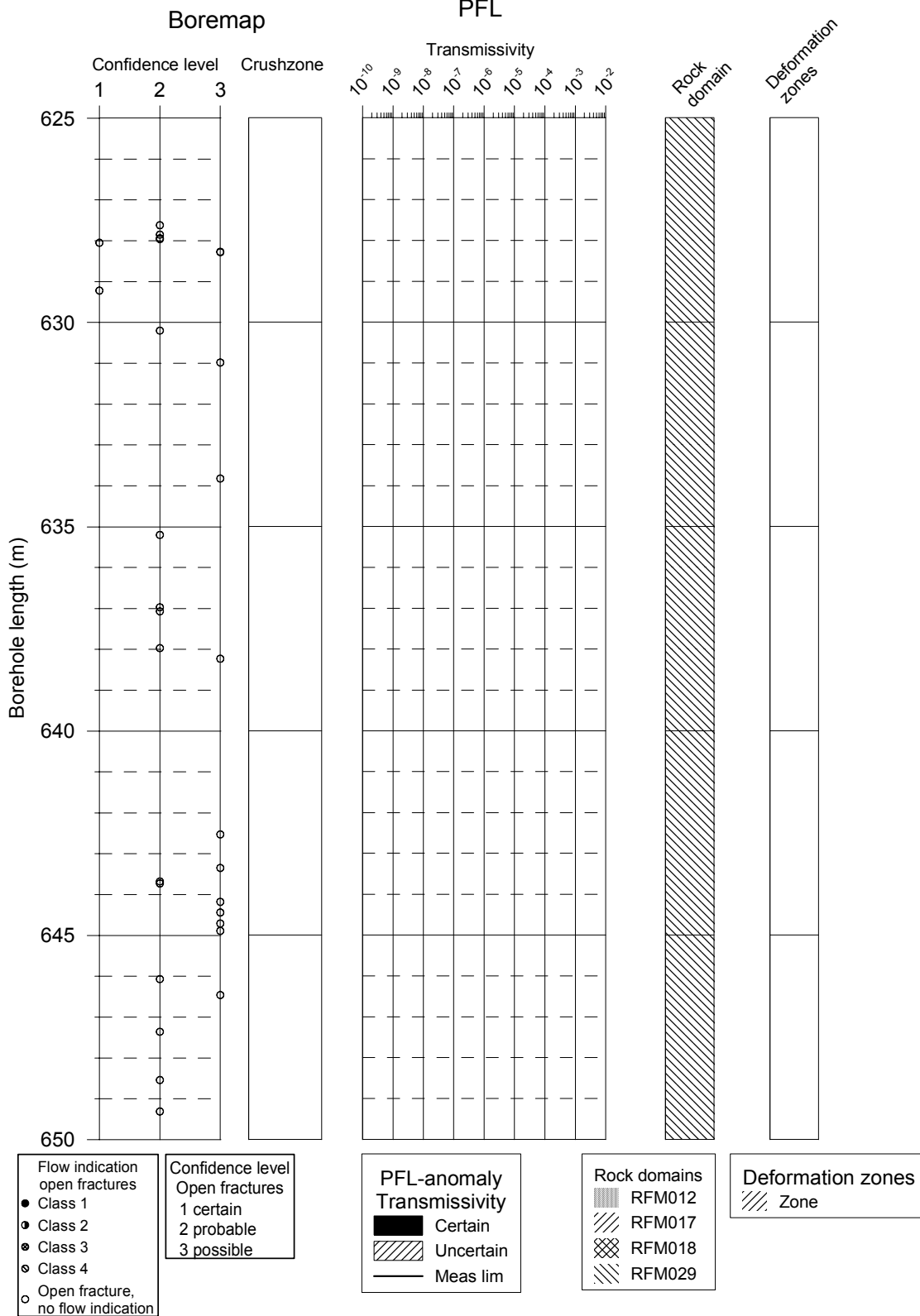
KFM05A



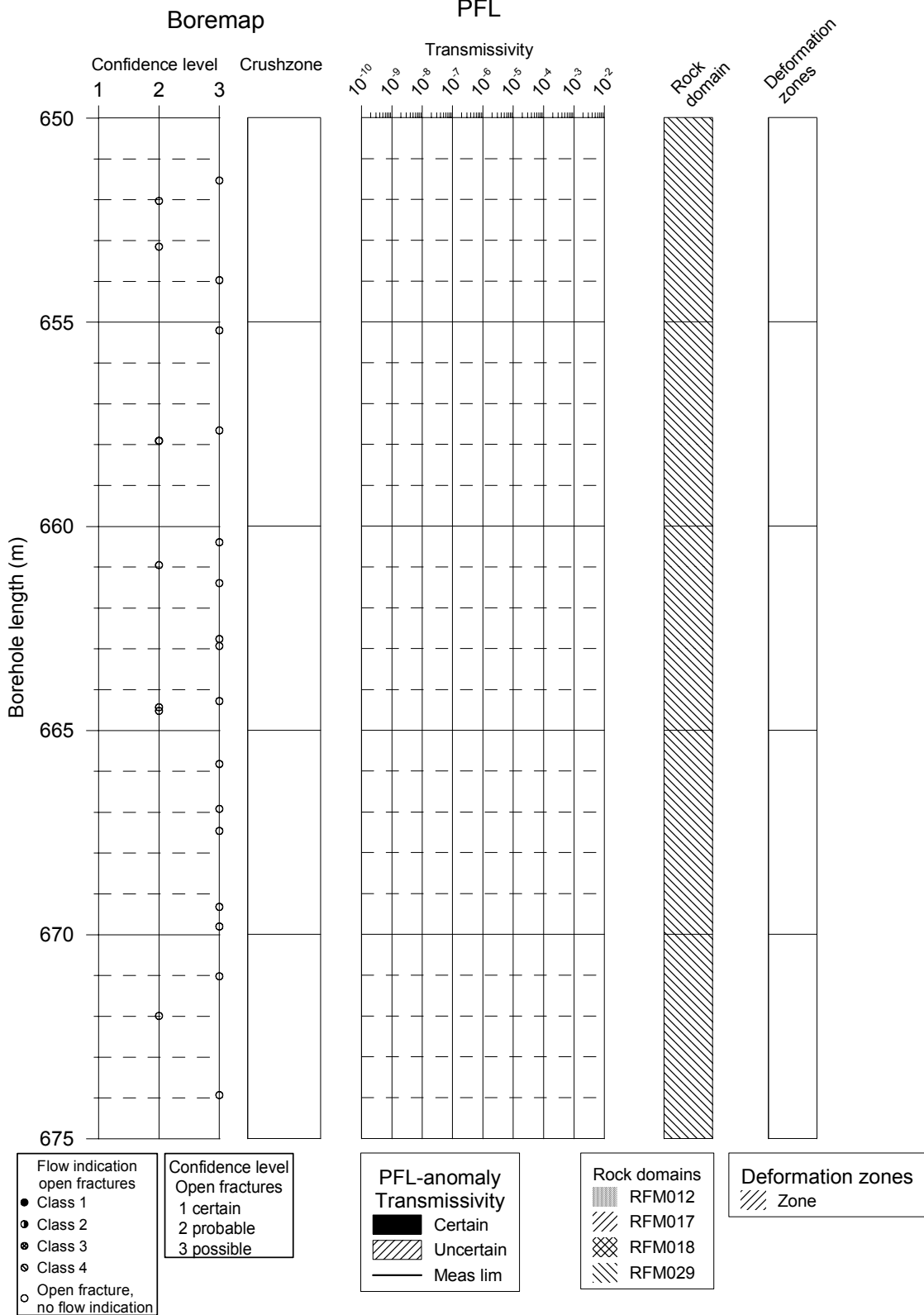
KFM05A



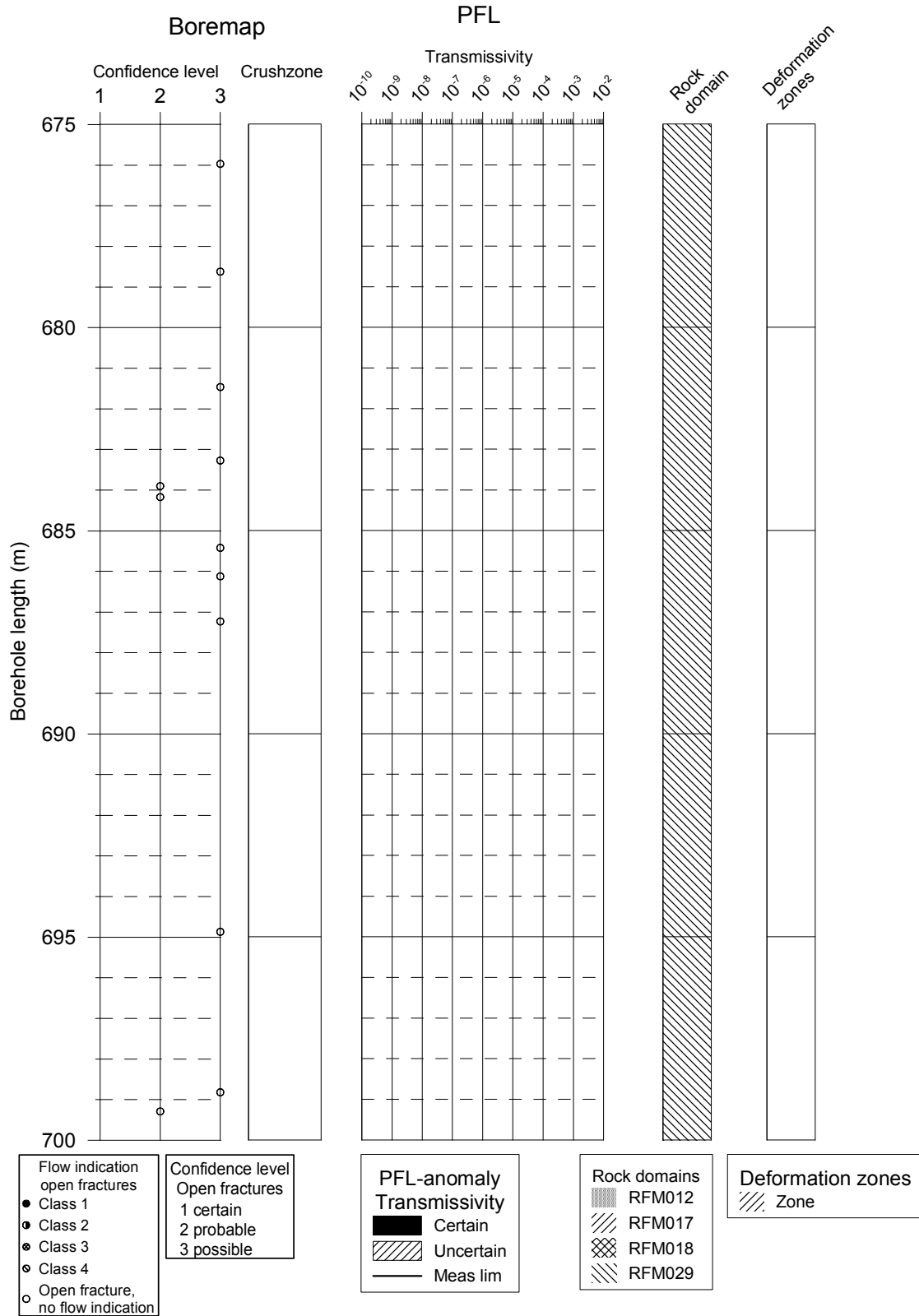
KFM05A



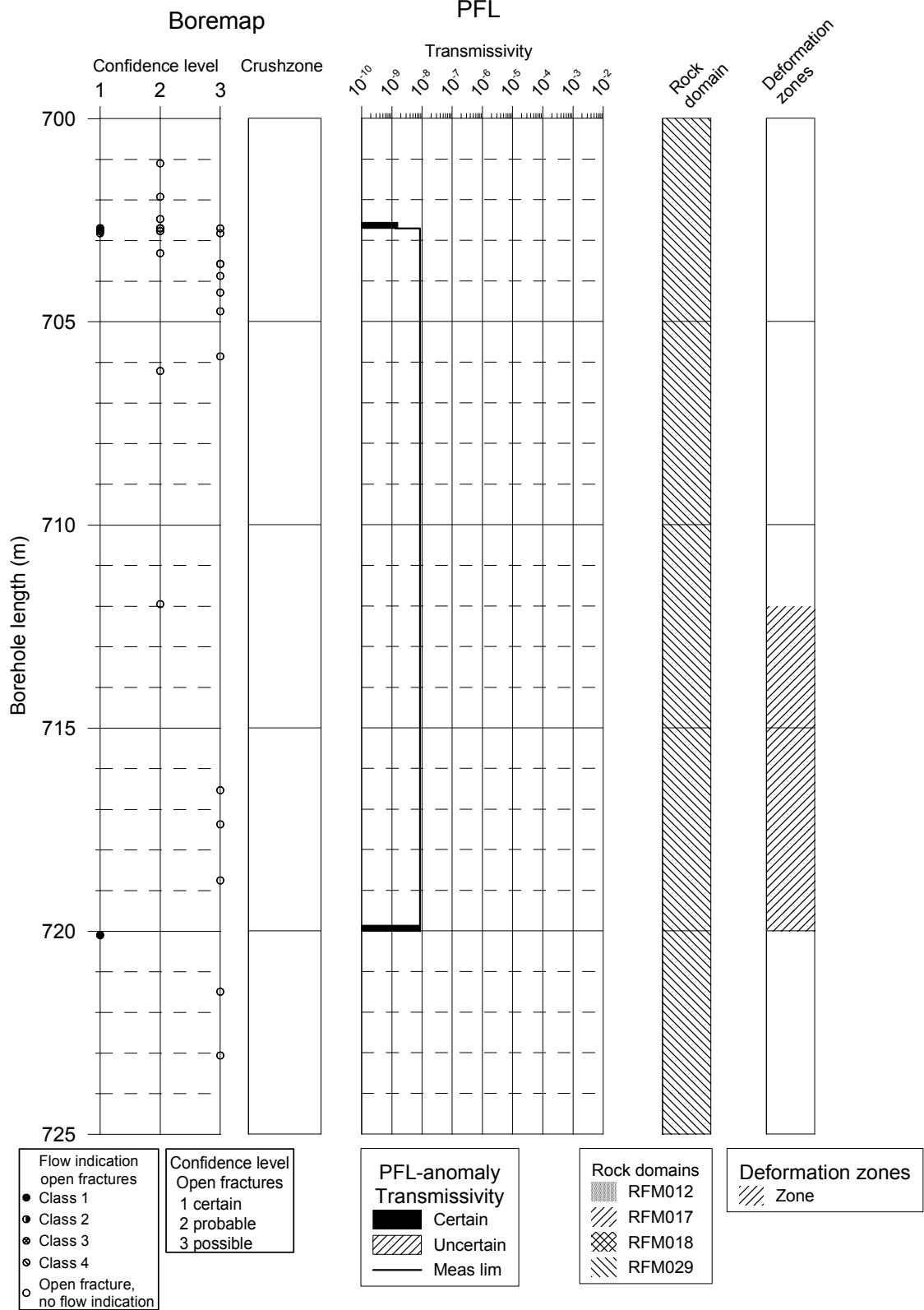
KFM05A



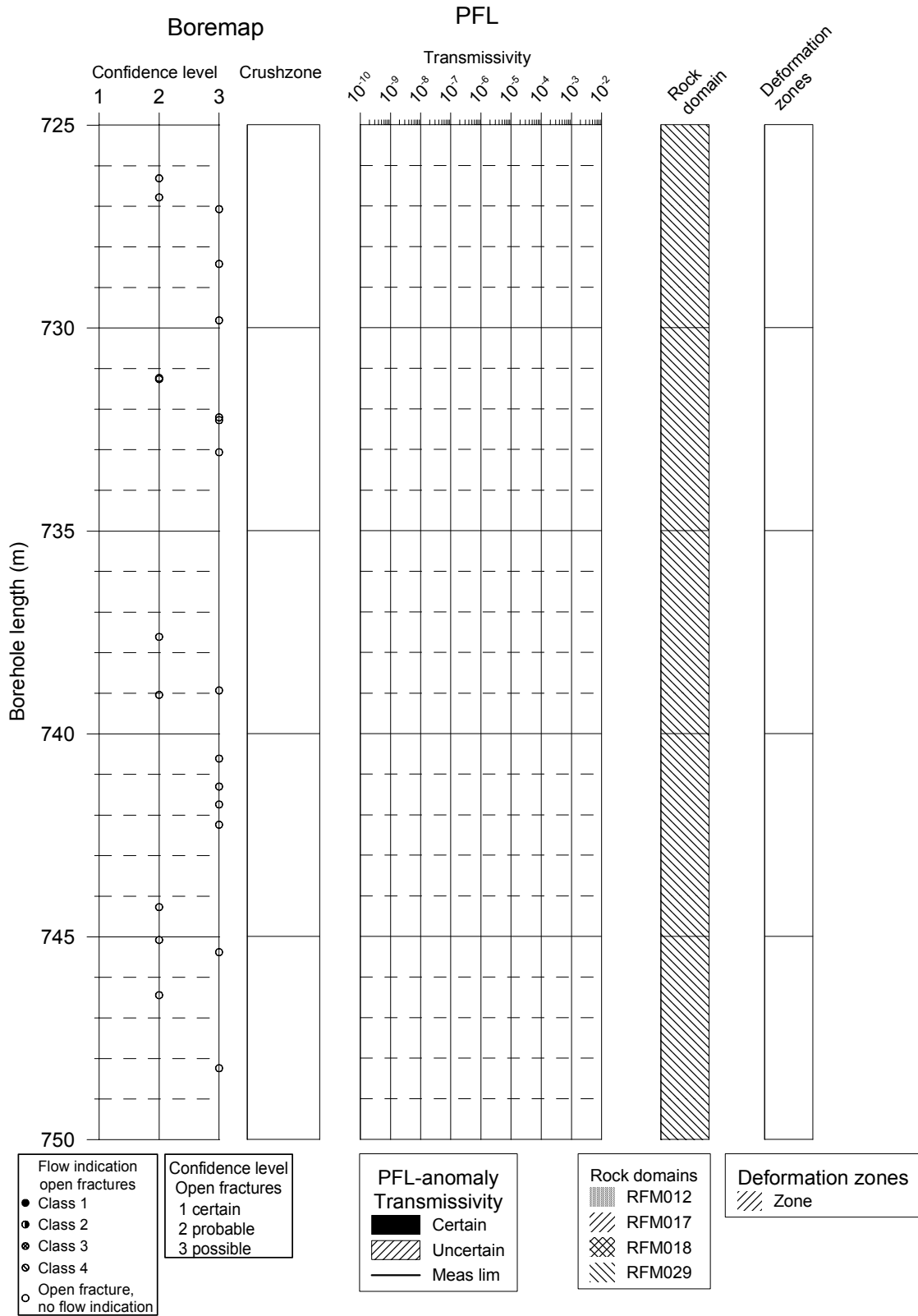
KFM05A



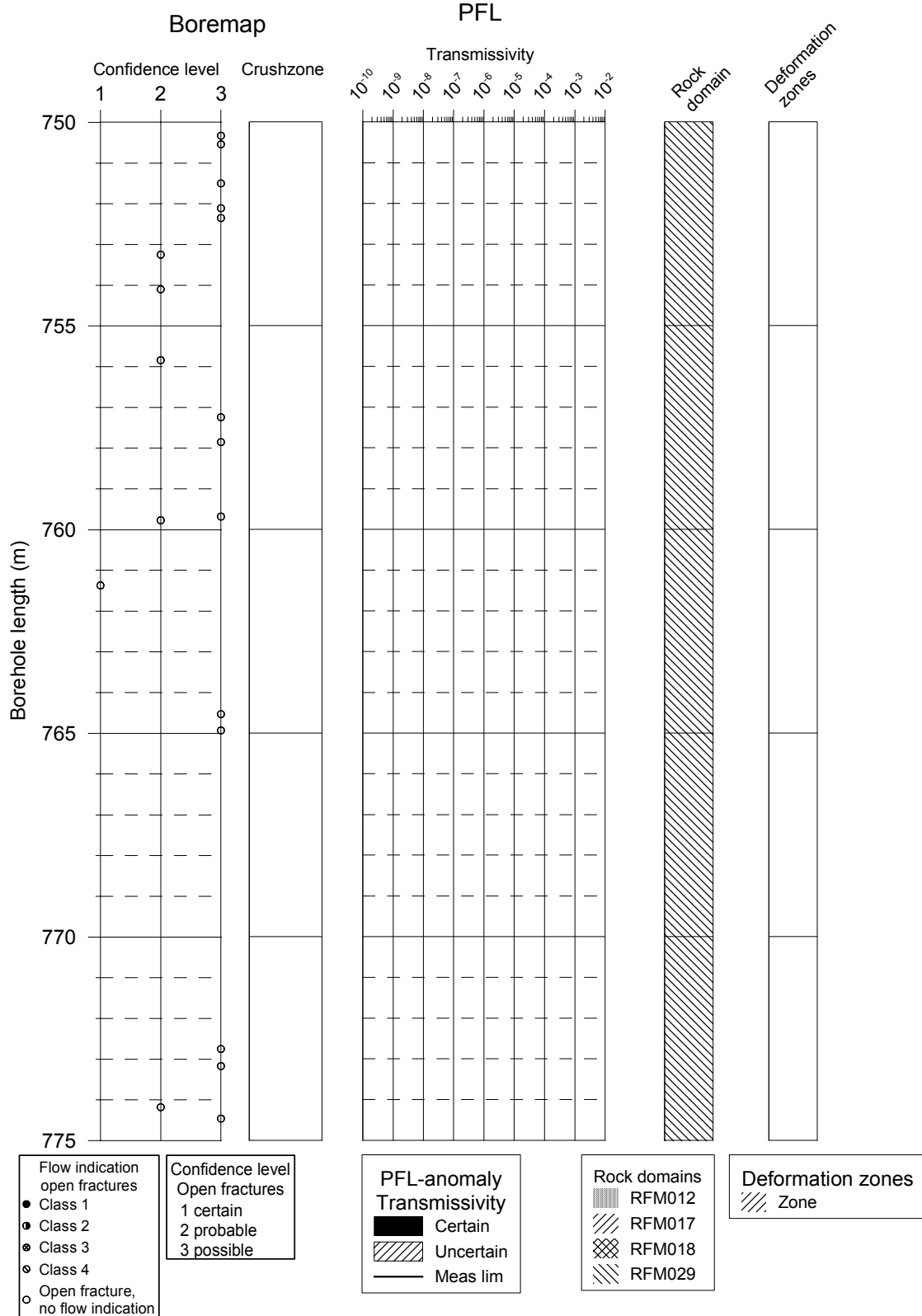
KFM05A



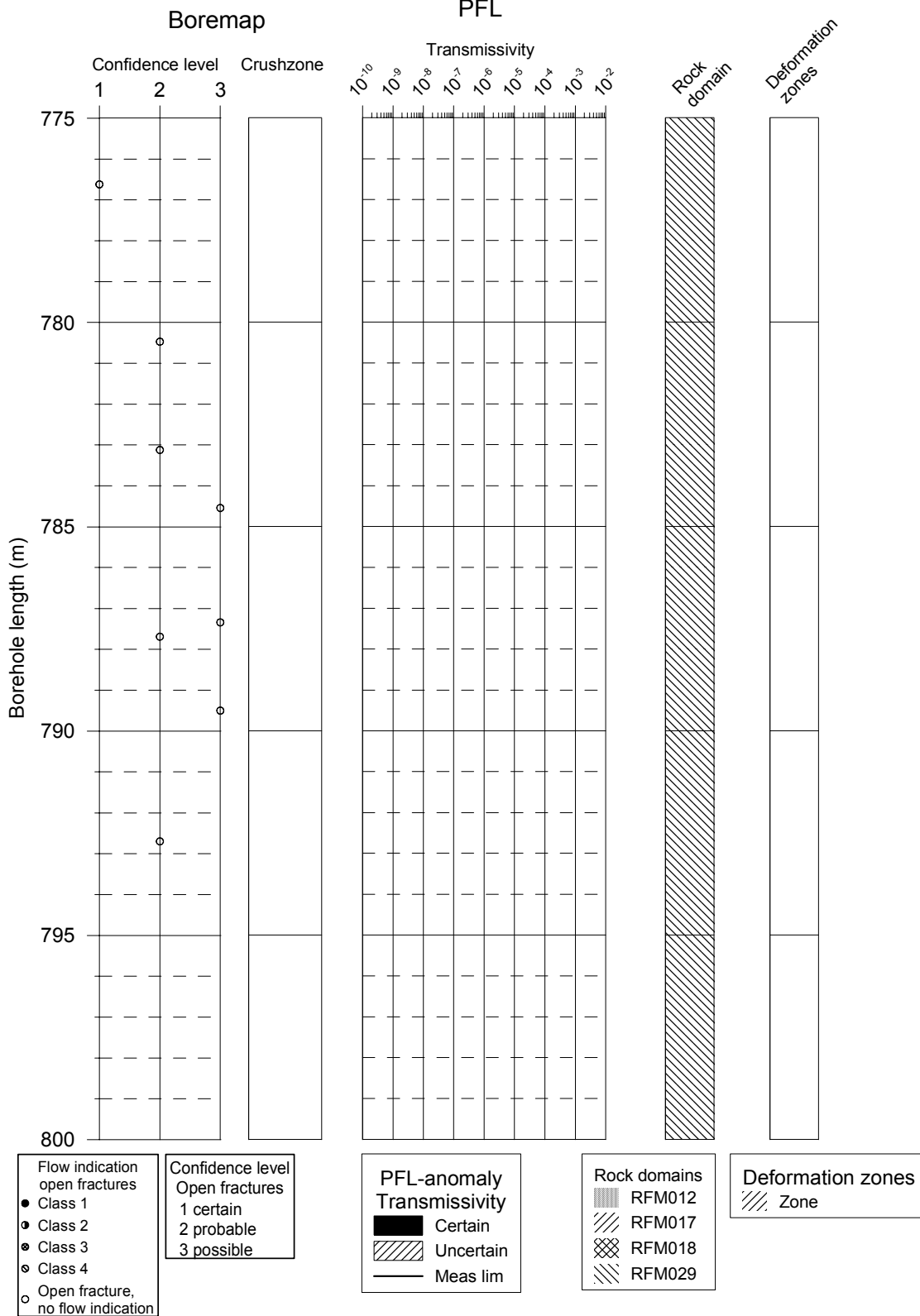
KFM05A



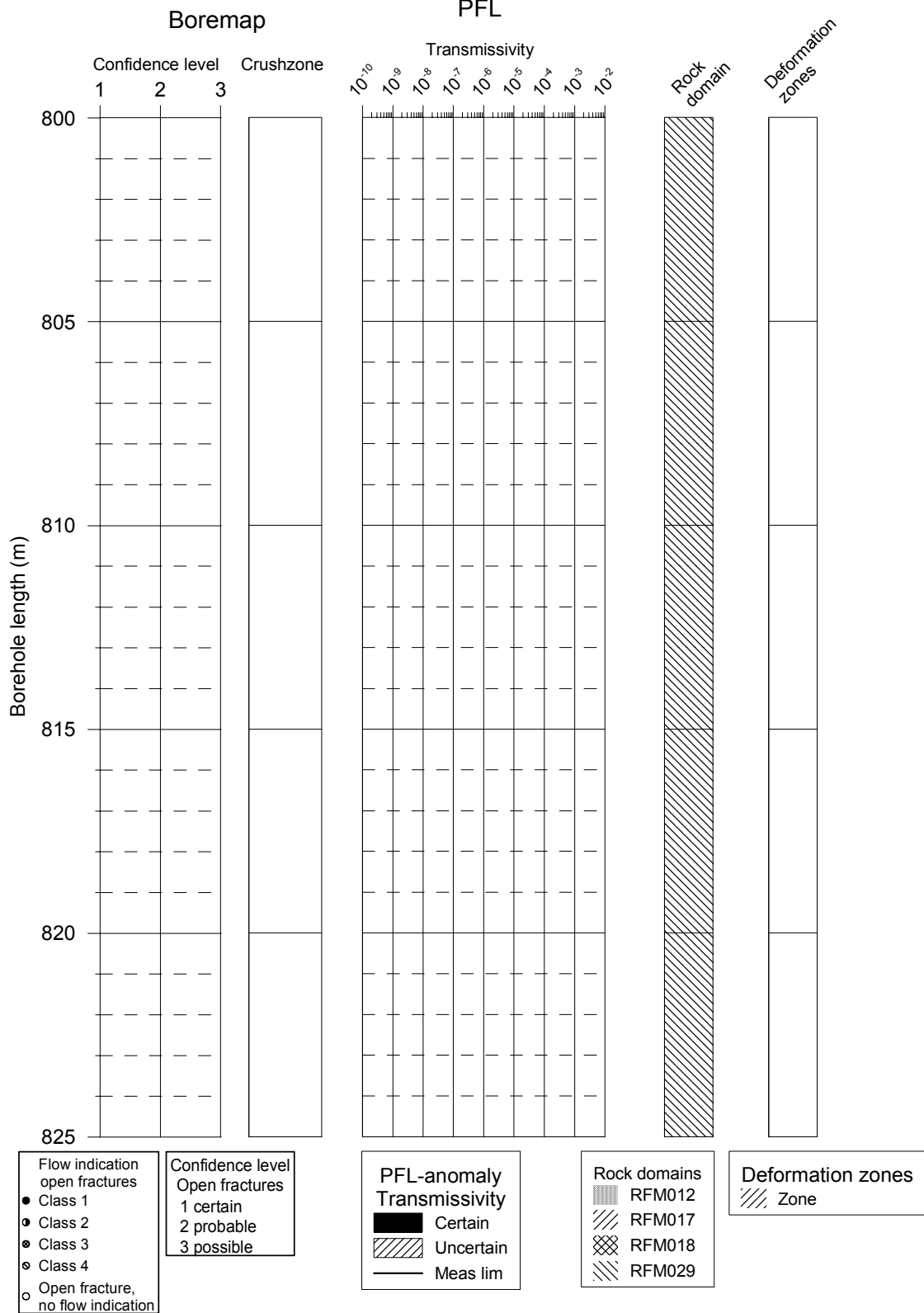
KFM05A



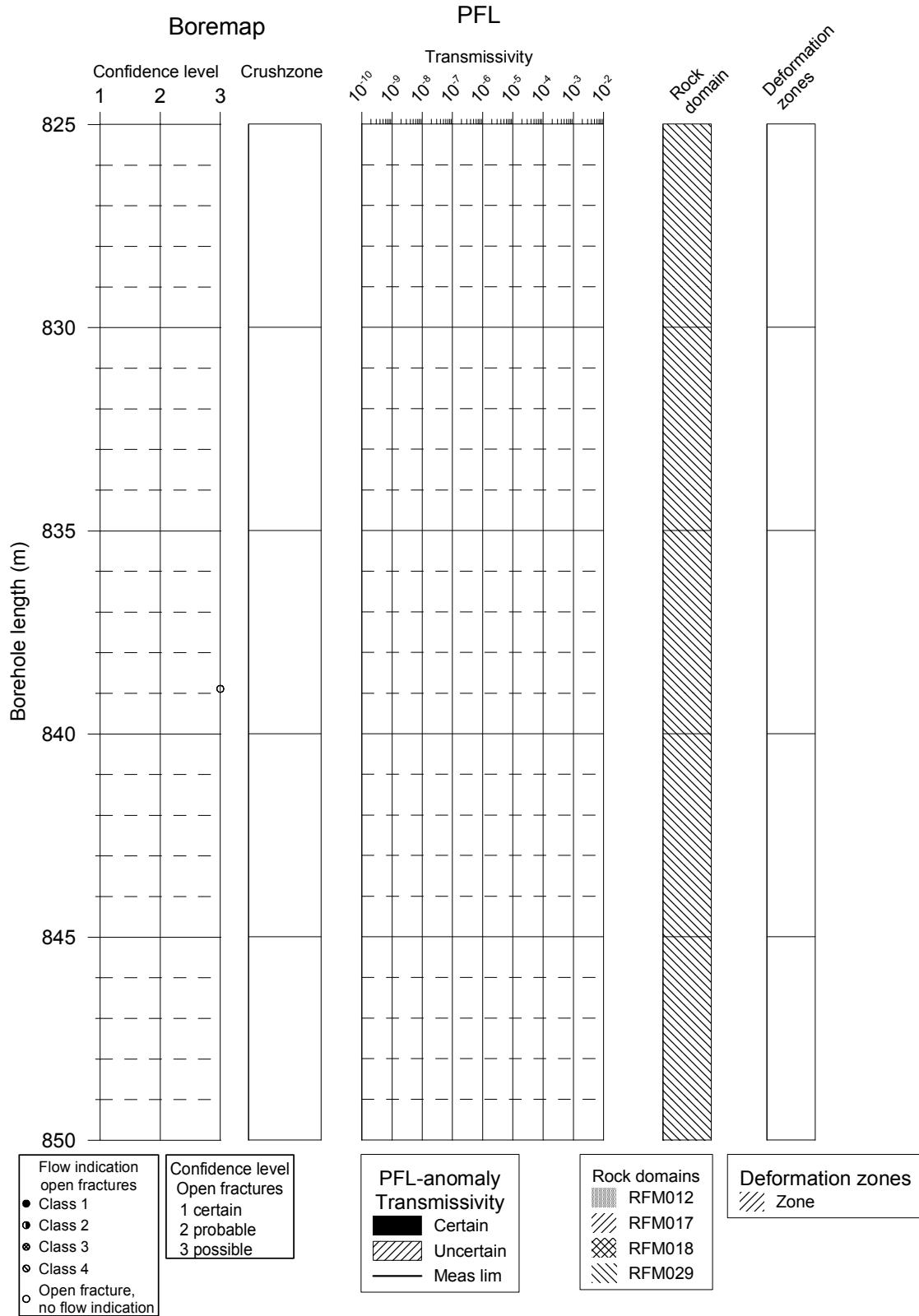
KFM05A



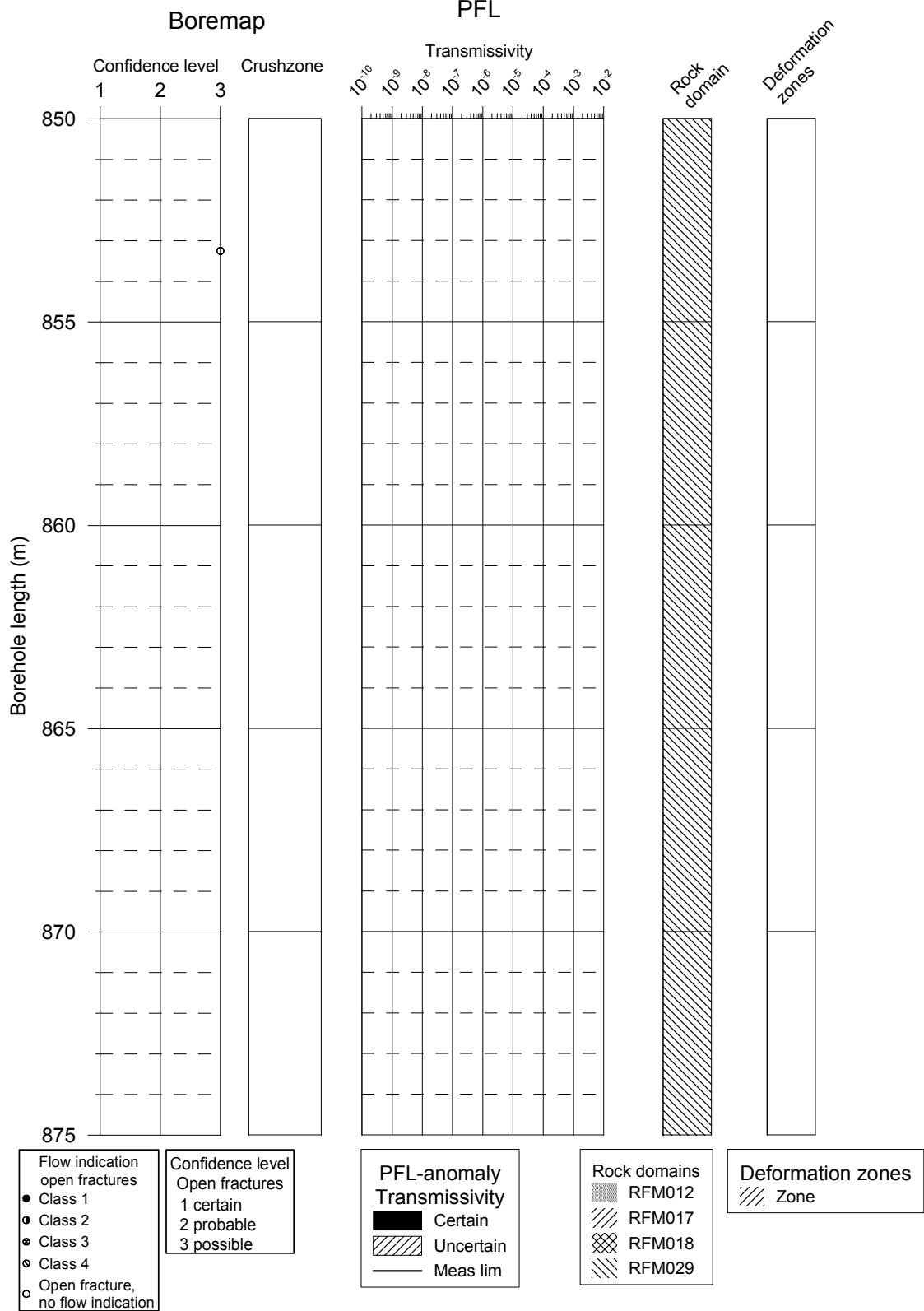
KFM05A



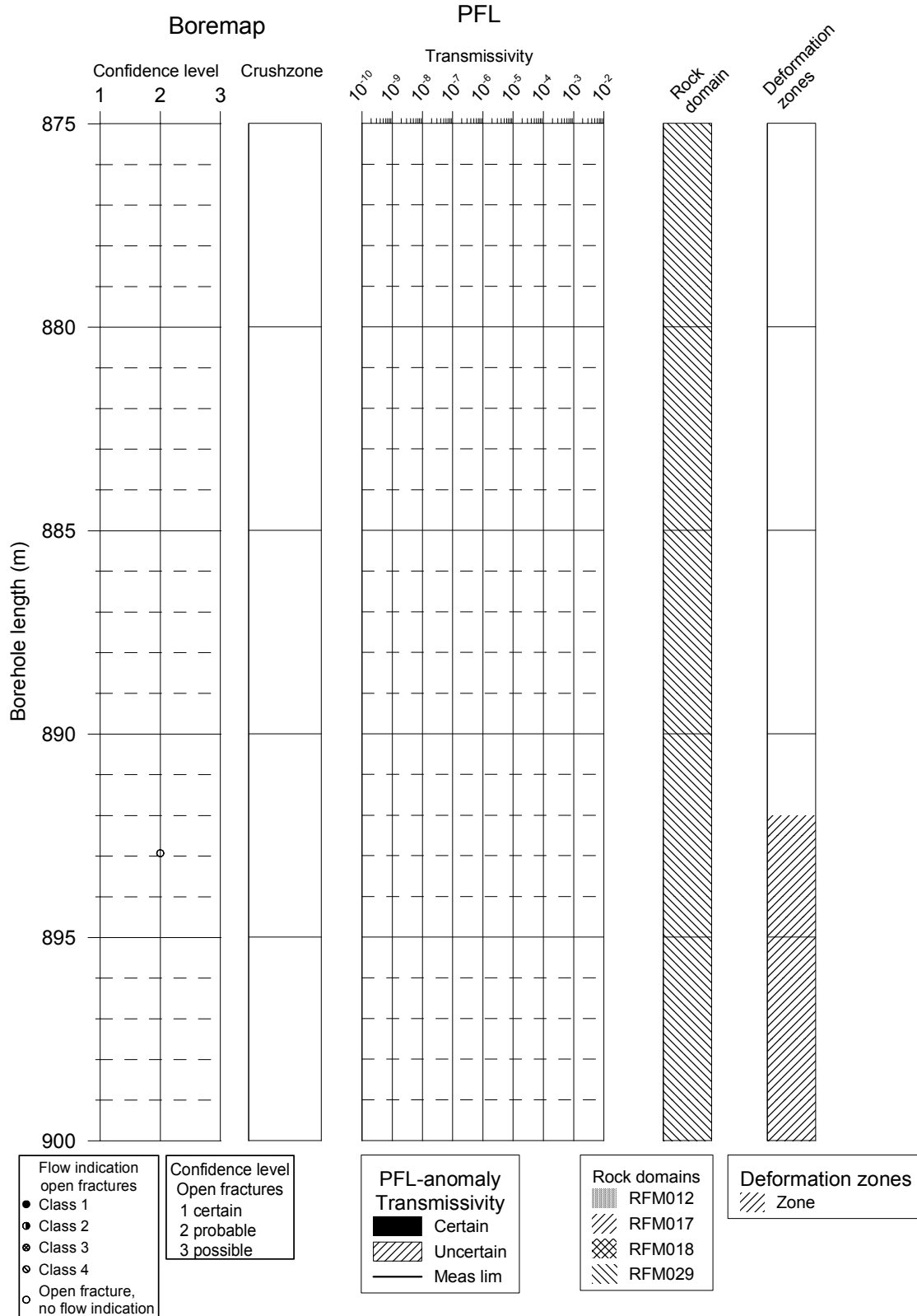
KFM05A



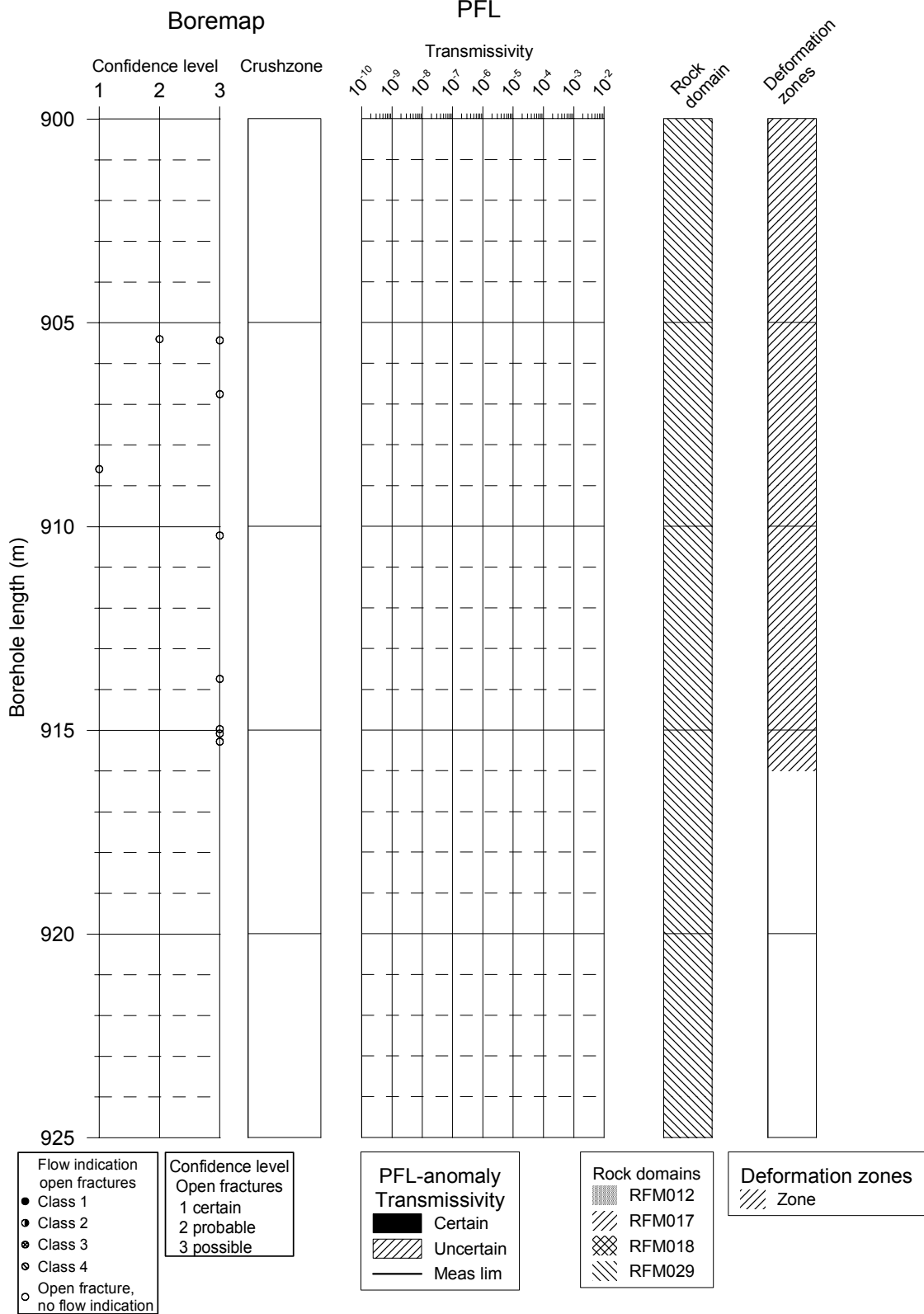
KFM05A




KFM05A



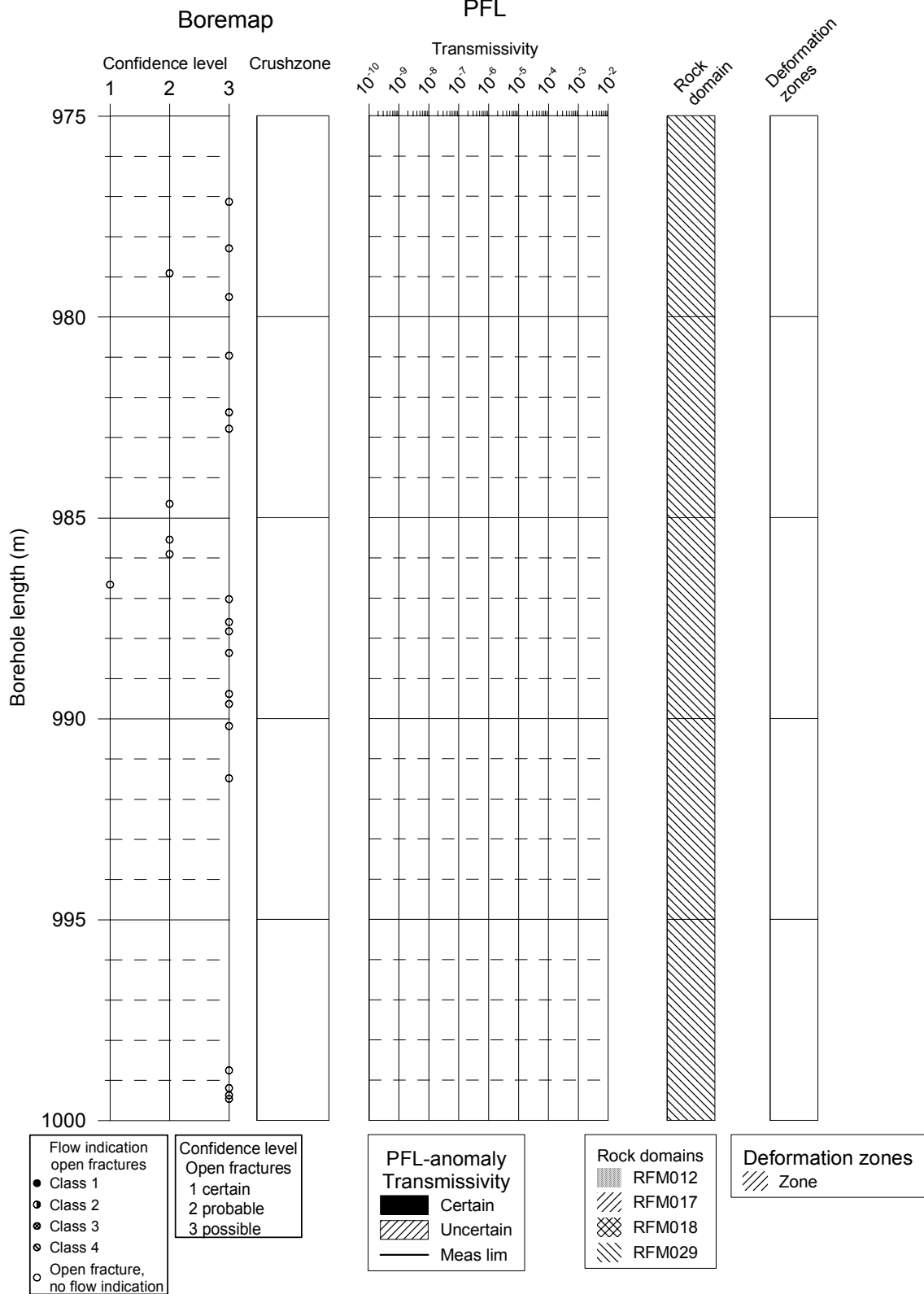
KFM05A



KFM05A



KFM05A



KFM05A – BIPS images

Table A5b-1. KFM05A. Interpretation of PFL measurements and BOREMAP data

PFL anom. No	PFL anom data	Boremap data	BIPS Image
1a	Bh-length (m) = 108.90	Adjusted secup (m) =108.71	
	T (m ² /s) = 1.23E-3	Fract_interpret / Varcodes= open fr.	
	PFL confidence= Uncertain	Frac.interp. confidence= Possible	<i>BIPS-file begins at 109 m</i>
		PFL-anom. confidence= 2	
1b		Adjusted secup (m) =108.75	
		Fract_interpret / Varcodes= open fr.	
		Frac.interp. confidence= Certain	
		PFL-anom. confidence= 2	
1c		Adjusted secup (m) =108.80	
		Fract_interpret / Varcodes= open fr.	
		Frac.interp. confidence= Certain	
		PFL-anom. confidence= 1	

Table A5b-2. KFM05A. Interpretation of PFL measurements and BOREMAP data

PFL anom. No	PFL anom data	Boremap data	BIPS Image
2a	Bh-length (m) = 110.10 T (m ² /s) = 7.53E-6 PFL confidence= Certain	Adjusted secup (m) = 110.08 Fract_interpret / Varcodes= open fr. Frac.interp. confidence= Probable PFL-anom. confidence= 1	<p>The BIPS image displays a vertical cross-section of a wellbore with fracture patterns overlaid. The left side shows depth markers from 110.925m to 110.806m. The right side shows depth markers from 110.19m to 110.806m. A red circle highlights a fracture at 110.19m depth. Arrows point to other features.</p>
2b		Adjusted secup (m) = 110.10 Fract_interpret / Varcodes= open fr. Frac.interp. confidence= Probable PFL-anom. confidence= 1	
2c		Adjusted secup (m) = 110.13 Fract_interpret / Varcodes= open fr. Frac.interp. confidence= Certain PFL-anom. confidence= 1	

Table A5b-3. KFM05A. Interpretation of PFL measurements and BOREMAP data

PFL anom. No	PFL anom data	Boremap data	BIPS Image
3a	Bh-length (m) = 111.60 T (m ² /s) = 1.11E-5 PFL confidence= Certain	Adjusted secup (m) =111.49 Fract_interpret / Varcodes= open fr. Frac.interp. confidence= Certain PFL-anom. confidence= 2	
3b		Adjusted secup (m) =111.50 Fract_interpret / Varcodes= open fr. Frac.interp. confidence= Certain PFL-anom. confidence= 1	
3c		Adjusted secup (m) =111.53 Fract_interpret / Varcodes= open fr. Frac.interp. confidence= Certain PFL-anom. confidence= 1	
3d		Adjusted secup (m) =111.55 Fract_interpret / Varcodes= partly open fr. Frac.interp. confidence= Possible PFL-anom. confidence= 1	
3e		Adjusted secup (m) =111.57 Fract_interpret / Varcodes= partly open fr. Frac.interp. confidence= Possible PFL-anom. confidence= 1	

PFL anom. No	PFL anom data	Boremap data	BIPS Image
3f		Adjusted secup (m) =111.60	
		Fract_interpret / Varcodes= open fr.	
		Frac.interp. confidence= Certain	
		PFL-anom. confidence= 1	
3g		Adjusted secup (m) =111.69	
		Fract_interpret / Varcodes= open fr.	
		Frac.interp. confidence= Certain	
		PFL-anom. confidence= 1	
3h		Adjusted secup (m) =111.80	
		Fract_interpret / Varcodes= open fr.	
		Frac.interp. confidence= Certain	
		PFL-anom. confidence= 2	

Table A5b-4. KFM05A. Interpretation of PFL measurements and BOREMAP data

PFL anom. No	PFL anom data	Boremap data	BIPS Image
4a	Bh-length (m) = 112.60 T (m ² /s) = 3.96E-8 PFL confidence= Certain	Adjusted secup (m) =112.44 Fract_interpret / Varcodes= open fr. Frac.interp. confidence= Probable PFL-anom. confidence= 2	
4b		Adjusted secup (m) =112.46 Fract_interpret / Varcodes= open fr. Frac.interp. confidence= Probable PFL-anom. confidence= 2	
4c		Adjusted secup (m) =112.52 Fract_interpret / Varcodes= partly open fr. Frac.interp. confidence= Certain PFL-anom. confidence= 1	
4d		Adjusted secup (m) =112.52 Fract_interpret / Varcodes= open fr. Frac.interp. confidence= Certain PFL-anom. confidence= 1	
4e		Adjusted secup (m) =112.54 Fract_interpret / Varcodes= open fr. Frac.interp. confidence= Certain PFL-anom. confidence= 1	

PFL anom. No	PFL anom data	Boremap data	BIPS Image
4f		Adjusted secup (m) =112.58 Fract_interpret / Varcodes= open fr. Frac.interp. confidence= Certain PFL-anom. confidence= 1	

Table A5b-5. KFM05A. Interpretation of PFL measurements and BOREMAP data

PFL anom. No	PFL anom data	Boremap data	BIPS Image
5a	Bh-length (m) = 112.90 T (m ² /s) = 1.24E-8 PFL confidence= Uncertain	Adjusted secup (m) =112.86 Fract_interpret / Varcodes= open fr. Frac.interp. confidence= Certain PFL-anom. confidence= 1	
5b		Adjusted secup (m) =113.04 Fract_interpret / Varcodes= open fr. Frac.interp. confidence= Certain PFL-anom. confidence= 2	
5c		Adjusted secup (m) =113.06 Fract_interpret / Varcodes= open fr. Frac.interp. confidence= Certain PFL-anom. confidence= 2	

Table A5b-6. KFM05A. Interpretation of PFL measurements and BOREMAP data

PFL anom. No	PFL anom data	Boremap data	BIPS Image
6a	<p>Bh-length (m) = 113.30</p> <p>T (m^2/s) = 1.69E-8</p> <p>PFL confidence= Certain</p>	<p>Adjusted secup (m) = 113.20</p> <p>Fract_interpret / Varcodes= open fr.</p> <p>Frac.interp. confidence= Certain</p> <p>PFL-anom. confidence= 1</p>	
6b		<p>Adjusted secup (m) = 113.32</p> <p>Fract_interpret / Varcodes= open fr.</p> <p>Frac.interp. confidence= Probable</p> <p>PFL-anom. confidence= 1</p>	
7	<p>Bh-length (m) = 115.80</p> <p>T (m^2/s) = 5.00E-10</p> <p>PFL confidence= Uncertain</p>	<p>Adjusted secup (m) = 115.97</p> <p>Fract_interpret / Varcodes= open fr.</p> <p>Frac.interp. confidence= Probable</p> <p>PFL-anom. confidence= 2</p>	

Table A5b-7. KFM05A. Interpretation of PFL measurements and BOREMAP data

PFL anom. No	PFL anom data	Boremap data	BIPS Image
8a	Bh-length (m) = 116.50 T (m ² /s) = 4.18E-8 PFL confidence= Certain	Adjusted secup (m) =116.49 Fract_interpret / Varcodes= open fr. Frac.interp. confidence= Certain PFL-anom. confidence= 1	
8b		Adjusted secup (m) =116.50 Fract_interpret / Varcodes= open fr. Frac.interp. confidence= Probable PFL-anom. confidence= 1	
8c		Adjusted secup (m) =116.54 Fract_interpret / Varcodes= open fr. Frac.interp. confidence= Certain PFL-anom. confidence= 1	
8d		Adjusted secup (m) =116.56 Fract_interpret / Varcodes= open fr. Frac.interp. confidence= Certain PFL-anom. confidence= 1	
8e		Adjusted secup (m) =116.57 Fract_interpret / Varcodes= open fr. Frac.interp. confidence= Certain PFL-anom. confidence= 1	

Table A5b-8. KFM05A. Interpretation of PFL measurements and BOREMAP data

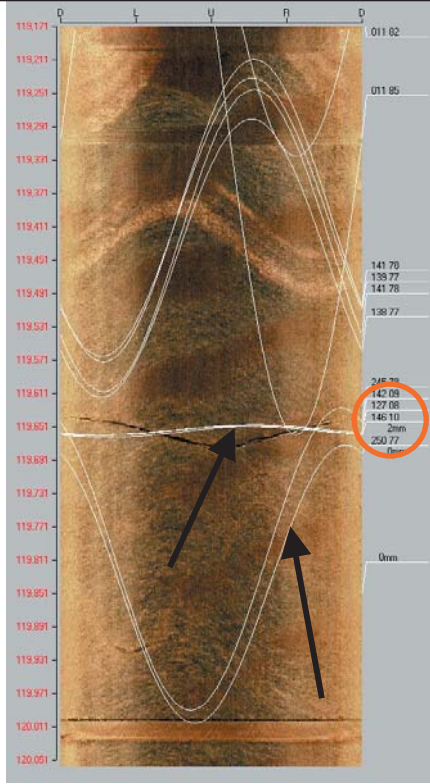

PFL anom. No	PFL anom data	Boremap data	BIPS Image
9a	Bh-length (m) = 119.70 T (m ² /s) = 4.77E-8 PFL confidence= Certain	Adjusted secup (m) = 119.66 Fract_interpret / Varcodes= open fr. Frac.interp. confidence= Certain PFL-anom. confidence= 1	
9b		Adjusted secup (m) = 119.84 Fract_interpret / Varcodes= partly open fr. Frac.interp. confidence= Possible PFL-anom. confidence= 2	
10	Bh-length (m) = 120.20 T (m ² /s) = 5.41E-9 PFL confidence= Certain	Adjusted secup (m) = 120.22 Fract_interpret / Varcodes= open fr. Frac.interp. confidence= Certain PFL-anom. confidence= 1	

Table A5b-9. KFM05A. Interpretation of PFL measurements and BOREMAP data

PFL anom. No	PFL anom data	Boremap data	BIPS Image
11a	Bh-length (m) = 120.60 T (m ² /s) = 1.06E-6 PFL confidence= Certain	Adjusted secup (m) =120.50 Fract_interpret / Varcodes= open fr. Frac.interp. confidence= Probable PFL-anom. confidence= 1	
11b		Adjusted secup (m) =120.51 Fract_interpret / Varcodes= open fr. Frac.interp. confidence= Certain PFL-anom. confidence= 1	
11c		Adjusted secup (m) =120.55 Fract_interpret / Varcodes= open fr. Frac.interp. confidence= Probable PFL-anom. confidence= 1	
11d		Adjusted secup (m) =120.57 Fract_interpret / Varcodes= open fr. Frac.interp. confidence= Probable PFL-anom. confidence= 1	
11e		Adjusted secup (m) =120.58 Fract_interpret / Varcodes= open fr. Frac.interp. confidence= Certain PFL-anom. confidence= 1	

PFL anom. No	PFL anom data	Boremap data	BIPS Image
11f		Adjusted secup (m) =120.60 Fract_interpret / Varcodes= open fr. Frac.interp. confidence= Probable PFL-anom. confidence= 1	

Table A5b-10. KFM05A. Interpretation of PFL measurements and BOREMAP data

PFL anom. No	PFL anom data	Boremap data	BIPS Image
12a	Bh-length (m) = 121.90 T (m ² /s) = 1.85E-8 PFL confidence= Certain	Adjusted secup (m) =121.84 Fract_interpret / Varcodes= open fr. Frac.interp. confidence= Certain PFL-anom. confidence= 1	
12b		Adjusted secup (m) =121.97 Fract_interpret / Varcodes= open fr. Frac.interp. confidence= Probable PFL-anom. confidence= 1	

Table A5b-11. KFM05A. Interpretation of PFL measurements and BOREMAP data

PFL anom. No	PFL anom data	Boremap data	BIPS Image
13a	Bh-length (m) = 124.10 T (m ² /s) = 1.86E-7 PFL confidence= Certain	Adjusted secup (m) =123.96 Fract_interpret / Varcodes= open fr. Frac.interp. confidence= Certain PFL-anom. confidence= 2	
13b		Adjusted secup (m) =124.14 Fract_interpret / Varcodes= open fr. Frac.interp. confidence= Certain PFL-anom. confidence= 1	
13c		Adjusted secup (m) =124.18 Fract_interpret / Varcodes= open fr. Frac.interp. confidence= Certain PFL-anom. confidence= 1	
13d		Adjusted secup (m) =124.19 Fract_interpret / Varcodes= open fr. Frac.interp. confidence= Probable PFL-anom. confidence= 1	

Table A5b-12. KFM05A. Interpretation of PFL measurements and BOREMAP data



PFL anom. No	PFL anom data	Boremap data	BIPS Image
14a	Bh-length (m) = 124.10 T (m ² /s) = 9.59E-8 PFL confidence= Certain	Adjusted secup (m) =124.33 Fract_interpret / Varcodes= open fr. Frac.interp. confidence= Probable PFL-anom. confidence= 1	
14b		Adjusted secup (m) =124.38 Fract_interpret / Varcodes= open fr. Frac.interp. confidence= Certain PFL-anom. confidence= 1	
15	Bh-length (m) = 126.10 T (m ² /s) = 1.78E-9 PFL confidence= Certain	Adjusted secup (m) =125.94 Fract_interpret / Varcodes= open fr. Frac.interp. confidence= Certain PFL-anom. confidence= 2	

Table A5b-13. KFM05A. Interpretation of PFL measurements and BOREMAP data

PFL anom. No	PFL anom data	Boremap data	BIPS Image
16	<p>Bh-length (m) = 130.90</p> <p>$T (m^2/s) = 3.83E-9$</p> <p>PFL confidence= Certain</p>	<p>Adjusted secup (m) =130.83</p> <p>Fract_interpret / Varcodes= open fr.</p> <p>Frac.interp. confidence= Probable</p> <p>PFL-anom. confidence= 1</p>	
17a	<p>Bh-length (m) = 132.20</p> <p>$T (m^2/s) = 8.61E-10$</p> <p>PFL confidence= Uncertain</p>	<p>Adjusted secup (m) =132.00</p> <p>Fract_interpret / Varcodes= sealed fr.</p> <p>Frac.interp. confidence= Probable</p> <p>PFL-anom. confidence= 2</p>	
17b		<p>Adjusted secup (m) =132.01</p> <p>Fract_interpret / Varcodes= sealed fr.</p> <p>Frac.interp. confidence= Probable</p> <p>PFL-anom. confidence= 2</p> <p>Nearest open fracture secup (m) 132.86</p>	

Table A5b-14. KFM05A. Interpretation of PFL measurements and BOREMAP data

PFL anom. No	PFL anom data	Boremap data	BIPS Image
18a	Bh-length (m) = 142.40 T (m ² /s) = 4.45E-10 PFL confidence= Uncertain	Adjusted secup (m) = 142.31 Fract_interpret / Varcode= partly open fr. Frac.interp. confidence= Certain PFL-anom. confidence= 1	
18b		Adjusted secup (m) = 142.32 Fract_interpret / Varcode= open fr. Frac.interp. confidence= Certain PFL-anom. confidence= 1	
18c		Adjusted secup (m) = 142.59 Fract_interpret / Varcode= open fr. Frac.interp. confidence= Possible PFL-anom. confidence= 2	

Table A5b-15. KFM05A. Interpretation of PFL measurements and BOREMAP data

PFL anom. No	PFL anom data	Boremap data	BIPS Image
19a	Bh-length (m) = 149.00 T (m ² /s) = 2.86E-9 PFL confidence= Certain	Adjusted secup (m) =148.95 Fract_interpret / Varcodes= open fr. Frac.interp. confidence= Probable PFL-anom. confidence= 1	
19b		Adjusted secup (m) =149.14 Fract_interpret / Varcodes= open fr. Frac.interp. confidence= Probable PFL-anom. confidence= 2	
19c		Adjusted secup (m) =149.20 Fract_interpret / Varcodes= open fr. Frac.interp. confidence= Certain PFL-anom. confidence= 2	

Table A5b-16. KFM05A. Interpretation of PFL measurements and BOREMAP data

PFL anom. No	PFL anom data	Boremap data	BIPS Image
20a	Bh-length (m) = 163.90 T (m ² /s) = 1.29E-7 PFL confidence= Certain	Adjusted secup (m) =163.77 Fract_interpret / Varcodes= open fr. Frac.interp. confidence= Certain PFL-anom. confidence= 2	
20b		Adjusted secup (m) =163.80 Fract_interpret / Varcodes= open fr. Frac.interp. confidence= Certain PFL-anom. confidence= 1	
20c		Adjusted secup (m) =163.85 Fract_interpret / Varcodes= open fr. Frac.interp. confidence= Probable PFL-anom. confidence= 1	
20d		Adjusted secup (m) =164.01 Fract_interpret / Varcodes= open fr. Frac.interp. confidence= Possible PFL-anom. confidence= 2	
20e		Adjusted secup (m) =164.06 Fract_interpret / Varcodes= open fr. Frac.interp. confidence= Possible PFL-anom. confidence= 2	

Table A5b-17. KFM05A. Interpretation of PFL measurements and BOREMAP data

PFL anom. No	PFL anom data	Boremap data	BIPS Image
21a	Bh-length (m) = 166.40	Adjusted secup (m) =166.32	
	T (m ² /s) = 3.04E-9	Fract_interpret / Varcodes= open fr.	
	PFL confidence= Certain	Frac.interp. confidence= Probable	
		PFL-anom. confidence= 1	
21b		Adjusted secup (m) =166.37	
		Fract_interpret / Varcodes= open fr.	
		Frac.interp. confidence= Probable	
		PFL-anom. confidence= 1	

Table A5b-18. KFM05A. Interpretation of PFL measurements and BOREMAP data

PFL anom. No	PFL anom data	Boremap data	BIPS Image
22a	Bh-length (m) = 167.20 T (m ² /s) = 1.30E-8 PFL confidence= Certain	Adjusted secup (m) =167.10 Fract_interpret / Varcodes= open fr. Frac.interp. confidence= Probable PFL-anom. confidence= 1	
22b		Adjusted secup (m) =167.14 Fract_interpret / Varcodes= open fr. Frac.interp. confidence= Probable PFL-anom. confidence= 1	
22c		Adjusted secup (m) =167.28 Fract_interpret / Varcodes= open fr. Frac.interp. confidence= Probable PFL-anom. confidence= 1	

Table A5b-19. KFM05A. Interpretation of PFL measurements and BOREMAP data



PFL anom. No	PFL anom data	Boremap data	BIPS Image
23a	Bh-length (m) = 168.70 T (m ² /s) = 8.55E-10 PFL confidence= Uncertain	Adjusted secup (m) = 168.66 Fract_interpret / Varcodes= open fr. Frac.interp. confidence= Probable PFL-anom. confidence= 1	
23b		Adjusted secup (m) = 168.78 Fract_interpret / Varcodes= open fr. Frac.interp. confidence= Possible PFL-anom. confidence= 1	
24	Bh-length (m) = 175.60 T (m ² /s) = 1.41E-7 PFL confidence= Certain	Adjusted secup (m) = 175.45 Fract_interpret / Varcodes= open fr. Frac.interp. confidence= Certain PFL-anom. confidence= 2	

Table A5b-20. KFM05A. Interpretation of PFL measurements and BOREMAP data

PFL anom. No	PFL anom data	Boremap data	BIPS Image
25	Bh-length (m) = 264.40	Adjusted secup (m) =264.35	
	T (m ² /s) = 1.86E-8	Fract_interpret / Varcodes= open fr.	
	PFL confidence= Certain	Frac.interp. confidence= Certain	
		PFL-anom. confidence= 1	

Table A5b-21. KFM05A. Interpretation of PFL measurements and BOREMAP data

PFL anom. No	PFL anom data	Boremap data	BIPS Image
26a	Bh-length (m) = 702.70 T (m ² /s) = 1.56E-9 PFL confidence= Certain	Adjusted secup (m) =702.69 Fract_interpret / Varcodes= open fr. Frac.interp. confidence= Probable PFL-anom. confidence= 1	
26b		Adjusted secup (m) =702.70 Fract_interpret / Varcodes= open fr. Frac.interp. confidence= Probable PFL-anom. confidence= 1	
26c		Adjusted secup (m) =702.70 Fract_interpret / Varcodes= open fr. Frac.interp. confidence= Possible PFL-anom. confidence= 1	
26d		Adjusted secup (m) =702.76 Fract_interpret / Varcodes= open fr. Frac.interp. confidence= Probable PFL-anom. confidence= 1	
26e		Adjusted secup (m) =702.77 Fract_interpret / Varcodes= open fr. Frac.interp. confidence= Probable PFL-anom. confidence= 1	

Not visible in BIPS

PFL anom. No	PFL anom data	Boremap data	BIPS Image
26f		Adjusted secup (m) =702.82 Fract_interpret / Varcodes= open fr. Frac.interp. confidence= Possible PFL-anom. confidence= 2	

Table A5b-22. KFM05A. Interpretation of PFL measurements and BOREMAP data

PFL anom. No	PFL anom data	Boremap data	BIPS Image
27a	Bh-length (m) = 720.00 T (m ² /s) = 8.36E-9 PFL confidence= Certain	Adjusted secup (m) =720.09 Fract_interpret / Varcodes= sealed fr. Frac.interp. confidence= Probable PFL-anom. confidence= 1	
27b		Adjusted secup (m) =720.10 Fract_interpret / Varcodes= sealed fr. Frac.interp. confidence= Probable PFL-anom. confidence= 1 Nearest open fracture secup (m) 718.75	